



Cbonds.ru Ltd.  
Pirogovskaya nab., 21, St. Petersburg  
Phone: +7 (812) 336-97-21  
<http://www.cbonds.com>

# Bond Portfolio Management

User Guide

## Contents

About the Service .....	3
Getting Started. Creating a New Portfolio .....	3
"My Portfolio" tab <a href="http://portfolio.cbonds.com/#myPortfolio">http://portfolio.cbonds.com/#myPortfolio</a> .....	5
General Portfolio Data.....	6
Graphs and Charts .....	6
Structure of the Table "Bonds and Eurobonds" .....	10
Transactions with Cash in the Portfolio.....	12
Buying Bonds for the Portfolio .....	13
Uploading Portfolio File .....	16
Selling Bonds from the Portfolio.....	17
Alert Setting.....	19
Events Calendar <a href="http://portfolio.cbonds.com/#calendar">http://portfolio.cbonds.com/#calendar</a> .....	20
"Operations Archive" Tab <a href="http://portfolio.cbonds.com/#archive">http://portfolio.cbonds.com/#archive</a> .....	21
"Accounting Policies" Tab <a href="http://portfolio.cbonds.com/#settings">http://portfolio.cbonds.com/#settings</a> .....	22
"My Notifications" Tab <a href="http://portfolio.cbonds.com/#notifications">http://portfolio.cbonds.com/#notifications</a> .....	23
Public portfolios .....	24
Contact details:.....	25

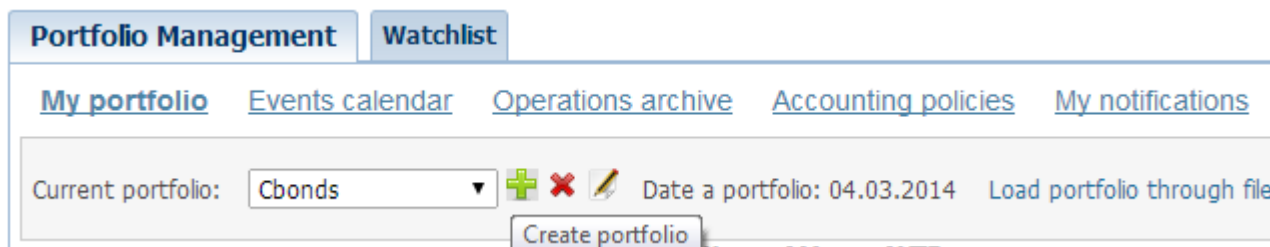
## About the Service

Portfolio Management service allows creating a portfolio of instruments from Cbonds database (bonds and Eurobonds), and monitoring changes in the yields, durations and other analytical indicators across the portfolio. You can track the movements of assets and view the archive of transactions. The service includes a calendar of events, allowing tracking upcoming events across the securities in the portfolio (maturity, offer, amortization, coupon payments). Menu item "Accounting Policies" allows setting bond accounting parameters (prices, stock exchanges, currency of the portfolio). You can also customize notifications of major transactions and events in the portfolio, maintain multiple portfolios simultaneously and upload the portfolio in xls file.

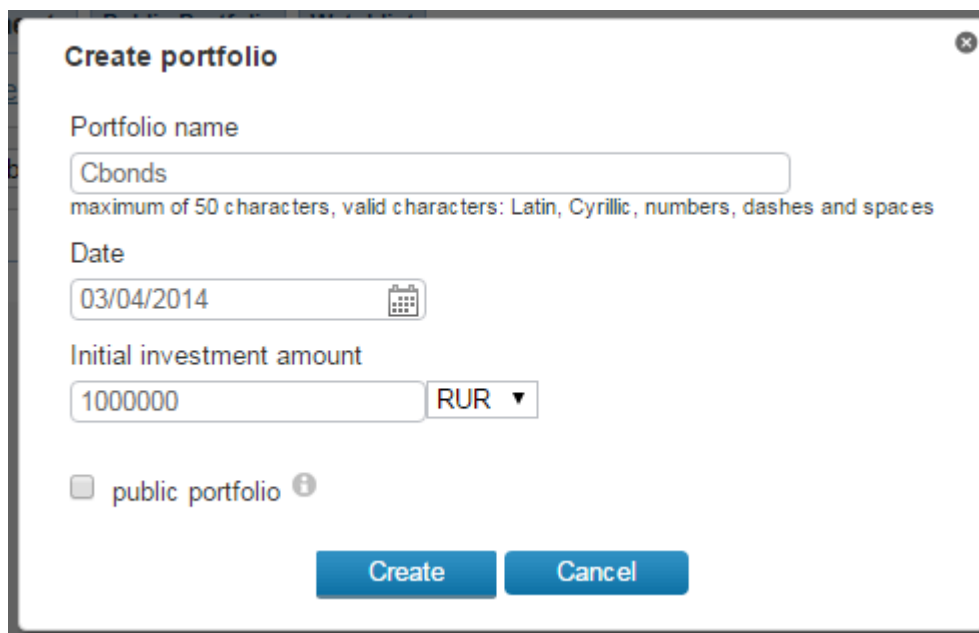
To use our Bond Portfolio Management service, please, follow the link <http://portfolio.cbonds.com/> or go to the main menu ("Tools" - "Portfolio management").

## Getting Started. Creating a New Portfolio

To create a new portfolio, click "Create Portfolio"  on the toolbar:



In the dialog box, enter portfolio name, creation date, and the amount of initial investment (please see the Public Portfolios section for more details on how to make a portfolio public):

The image shows a 'Create portfolio' dialog box. It has a title bar with a close button. The form contains the following fields:

- Portfolio name:** A text input field containing 'Cbonds'. Below it, a note says 'maximum of 50 characters, valid characters: Latin, Cyrillic, numbers, dashes and spaces'.
- Date:** A date input field containing '03/04/2014' with a calendar icon.
- Initial investment amount:** A text input field containing '1000000' and a dropdown menu set to 'RUR'.
- public portfolio:** A checkbox that is currently unchecked, with an information icon to its right.

At the bottom of the dialog are two buttons: 'Create' and 'Cancel'.

You can also create a portfolio using any archive date. **Note that portfolio creation date must precede or be the same as the date of subsequent bond purchase.** The initial investment amount can be specified in any currency.


After you click "Create", portfolio creation date and the initial investment amount will be displayed on the page (field "Portfolio Value" and "Available Funds"):

The screenshot shows the 'Portfolio Management' interface. At the top, there are tabs for 'Portfolio Management' and 'Watchlist'. Below this is a navigation bar with links for 'My portfolio', 'Events calendar', 'Operations archive', 'Accounting policies', and 'My notifications'. The main area displays the current portfolio as 'Cbonds' with a date of '04.03.2014'. A toolbar contains icons for adding (+), deleting (x), and editing (pencil). The main content area shows a graph with a horizontal line at 1,000,000. To the right, summary statistics are listed: 'Portfolio value: 1 000 000 RUR', 'Bonds and eurobonds: 0 RUR', and 'Available funds: 1 000 000 RUR'. Below the graph, there are buttons for 'Money operations' and 'Buy bonds / eurobonds'. At the bottom, there are buttons for 'all graph' and 'hide diagrams'.

The service allows maintaining multiple portfolios simultaneously. All user portfolios are stored in a drop-down list:

This screenshot shows the same interface as above, but with the dropdown menu open. The dropdown list contains the following options: 'Cbonds', 'Cbonds1', 'Cbonds2', and 'Cbonds3'. The 'Cbonds' option is currently selected.

To edit portfolio name, use the "Edit Portfolio"  button in the toolbar. You can only edit the name of the portfolio.

To delete a portfolio, select the respective portfolio from the drop down list and click .

# "My Portfolio" tab <http://portfolio.cbonds.com/#myPortfolio>

Portfolio Management **Watchlist**

[My portfolio](#) [Events calendar](#) [Operations archive](#) [Accounting policies](#) [My notifications](#)

Current portfolio: Cbonds + ✖ ✎ Date a portfolio: 04.03.2014 Load portfolio through file Download user guide

	ΔD	ΔW	ΔM	ΔYTD
Full portfolio cost 9 262 408 010 RUR	0.78%	2.15%	4.61%	13.85%

Portfolio value: **9 262 408 010 RUR**  
 Bonds and eurobonds: **196 671 863.53 RUR**  
 Available funds: **9 065 736 146.47 RUR**  
 Currency of portfolio accounting ⓘ: **RUR** (edit)

[Money operations](#)  
[Buy bonds / eurobonds](#)

Zoom 1m 3m 6m YTD 1y All From: Dec 28, 2013 To: 2014-09-16

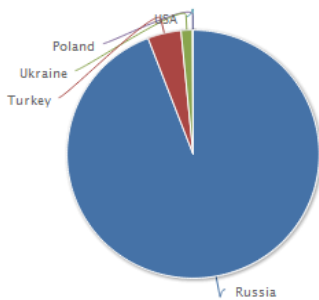


Bonds and eurobonds 196 671 863.53 RUR	0.79%	2.22%	6.29%	21.23%
Avg YTM 2.93% at year	0%	1.8%	0%	-1.55%
Duration 3.14 years				

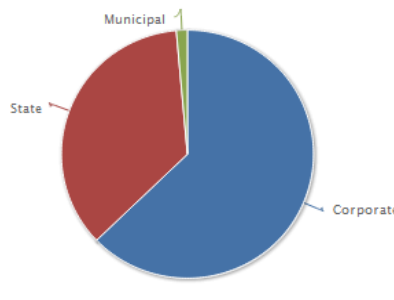
[all graph](#) [hide diagrams](#)

## The distribution of investments in securities

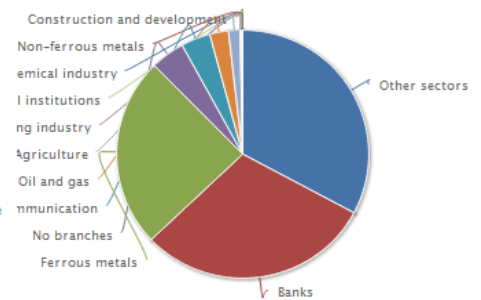
By country ⓘ



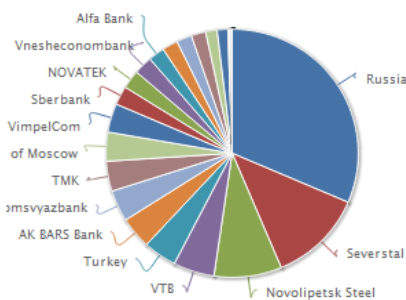
By sector ⓘ



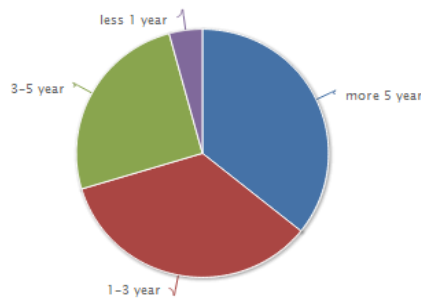
By branch ⓘ



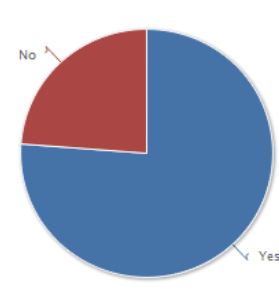
By emitents ⓘ



To repayment ⓘ



By lombard ⓘ



## Bonds and eurobonds

▼ [Select fields](#) ▼ [Choose group fields](#)

[Save as Excel document PRO](#)

Country	Security	Issuer ▼	Currency	Trading floor (main)	Avg price	Indicate price	Indicate price type	Yield eff.	Duration
Russia	AHML, 08	AHML	RUR	Moscow Exchange		95.15	Close	9.86%	1 054

## General Portfolio Data

General information on portfolio value is displayed separately for securities and available cash (including currency breakdown). Portfolio value is displayed in the currency of the portfolio (selected by the user under the "[Accounting Policy](#)" tab):

**Portfolio value:** **9 262 408 010 RUR**  
**Bonds and eurobonds:** **196 671 863.53 RUR**  
**Available funds:** **9 065 736 146.47 RUR**  
**Currency of portfolio accounting ⓘ:** **RUR (edit)**

Money operations

Buy bonds / eurobonds

Currency	Amount
RUR	986 981 369.73
USD	198 072 957.22
PLN	4 993 908.21
UAH	5 039 231.57
EUR	9 806 673.53

## Graphs and Charts



The graphs show the value dynamics of the entire portfolio, the value of bonds and Eurobonds only, weighted average yields and duration of the portfolio. Weighted average yield is calculated only for the bond and international bond portfolio without input-output of available cash assets.

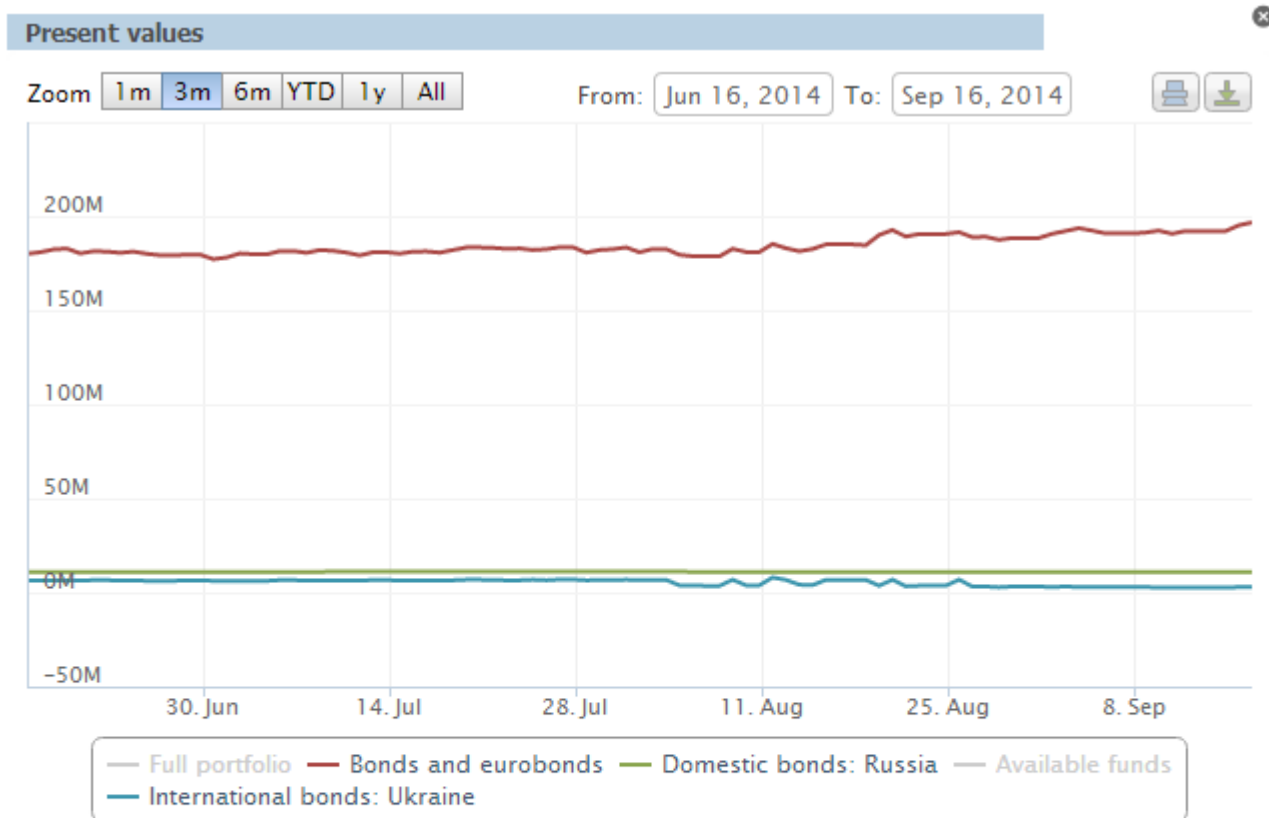
The indicator dynamics of the past three months is displayed by default. You can change viewing period of the charts using buttons **1m** **3m** **6m** **YTD** **1y** **All** , or you can set the desired interval in the fields

From: **Dec 28, 2013** To: **Sep 16, 2014**

Changes in portfolio value and the yield is calculated for one day, week, month, and the entire period of the portfolio existence:

$\Delta D$	$\Delta W$	$\Delta M$	$\Delta YTD$
0.78%	2.15%	4.61%	13.85%

To see detailed charts, click the button **all graph** :



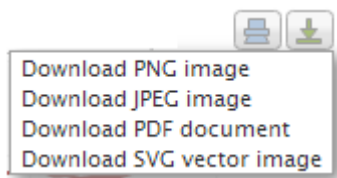
**Yield** 2.93%

Chart	Instrument	Country	Present value (in currency of the portfolio), RUR	Change	Share in the portfolio
	Full portfolio		9 262 408 010		100
	Bonds and eurobonds		196 671 863.53		

Below the graph, you can see the entire portfolio with breakdown by country and different instruments.

Current portfolio value is displayed in the chosen portfolio currency. It is possible to display (delete) multiple graphs with buttons  and  .

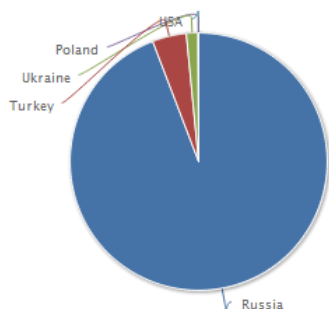
You can also print graphs and save them in different formats:



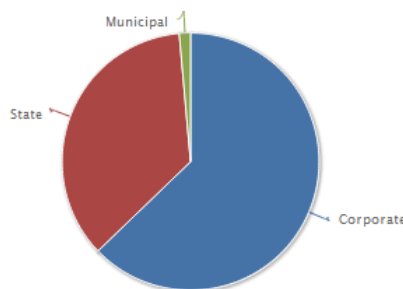
Distribution of investment in securities is displayed in diagrams:

**The distribution of investments in securities**

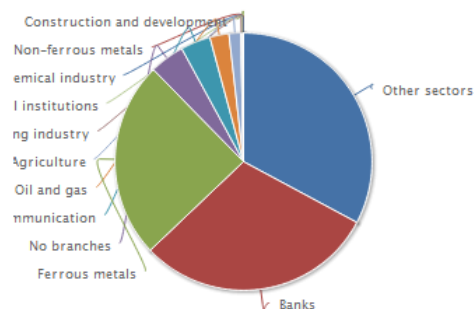
By country



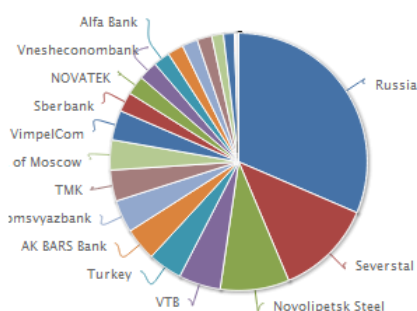
By sector



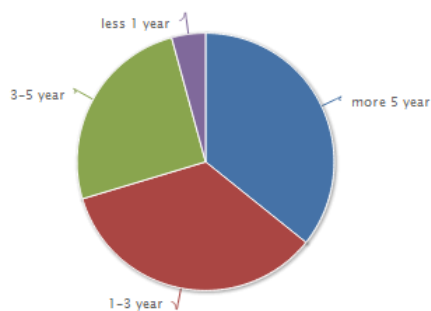
By branch



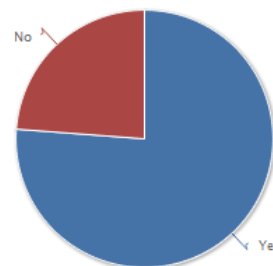
By emitters



To repayment



By lombard

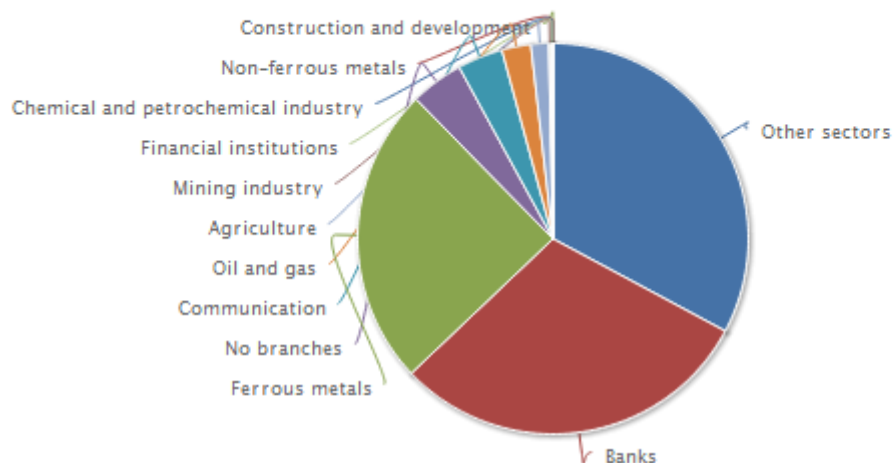


The data is grouped according to the current value of investments by country, sector, industry, issuers, term to maturity and CBR Lombard listing.



You can find the detailed distribution structure by clicking the diagram:

By branch



Highcharts.com

Industry	Present value (in currency of the portfolio)	Share in the portfolio
Other sectors	64 552 819.08	32.82%
Banks	59 168 336.80	30.08%
Ferrous metals	48 679 826.32	24.75%

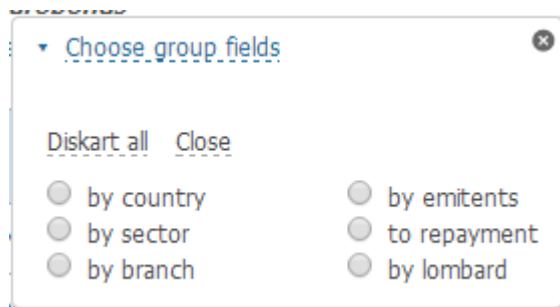
the data is organized into categories based on the current value of the bonds (Eurobonds) in portfolio currency. The data can be printed out and saved in different formats:

To hide the charts, click the button



## Structure of the Table "Bonds and Eurobonds"

The table "Bonds and Eurobonds" contains information on issues and issuers, quotes, data on bond purchases. You can sort the table by column when clicking on the name of the column, and group the data by fields displayed in the filter:



By default, the table is sorted by issue name.

The structure of the table includes the following fields:

[Choose all](#) [Diskart all](#) [Close](#)

- |  |  |   |  |
|--|--|---|--|
| <input checked="" type="checkbox"/> Issuer   | <input type="checkbox"/> Outstanding face value          | <input checked="" type="checkbox"/> Indicate price      | <input type="checkbox"/> Coupon amount                                       |
| <input type="checkbox"/> Industry            | <input type="checkbox"/> Maturity date                   | <input checked="" type="checkbox"/> Indicate price type | <input type="checkbox"/> Date of purchase                                    |
| <input type="checkbox"/> Sector              | <input type="checkbox"/> Trading floors                  | <input checked="" type="checkbox"/> Yield eff.          | <input checked="" type="checkbox"/> Bonds count                              |
| <input type="checkbox"/> Lombard             | <input checked="" type="checkbox"/> Trading floor (main) | <input type="checkbox"/> Yield simple                   | <input type="checkbox"/> Purchase price (clear), % of par                    |
| <input type="checkbox"/> Guarantor           | <input type="checkbox"/> Bid, close                      | <input type="checkbox"/> ACI                            | <input type="checkbox"/> ACI on purchase date                                |
| <input type="checkbox"/> Type of security    | <input type="checkbox"/> Ask, close                      | <input checked="" type="checkbox"/> Duration            | <input type="checkbox"/> Brokerage   |
| <input checked="" type="checkbox"/> Currency | <input type="checkbox"/> Price open                      | <input type="checkbox"/> Modified duration              | <input type="checkbox"/> Purchase amount                                     |
| <input type="checkbox"/> Trading date        | <input type="checkbox"/> Price min                       | <input type="checkbox"/> Срок до погашения (оферты)     | <input type="checkbox"/> ACI paid on the transaction                         |
| <input type="checkbox"/> ISIN                | <input type="checkbox"/> Price max                       | <input type="checkbox"/> Date of offer                  | <input type="checkbox"/> Current ACI   |
| <input type="checkbox"/> ISIN 144A           | <input type="checkbox"/> Last price                      | <input type="checkbox"/> Turnover                       | <input checked="" type="checkbox"/> Price for revaluation                    |
| <input type="checkbox"/> State reg. number   | <input checked="" type="checkbox"/> Avg price            | <input type="checkbox"/> Number of transactions         | <input checked="" type="checkbox"/> Present value (in currency of the issue) |
| <input type="checkbox"/> Face value          | <input type="checkbox"/> Market price (FFMS)             | <input type="checkbox"/> Correction factor CB           | <input type="checkbox"/> Present value (in currency of the portfolio)        |
| <input type="checkbox"/> Minimum trading lot | <input type="checkbox"/> Quote by FFMS                   | <input type="checkbox"/> Trading mode                   | <input type="checkbox"/> Share of the instrument in the portfolio            |
| <input type="checkbox"/> Lot of multiplicity | <input type="checkbox"/> Close price (FFMS)              | <input type="checkbox"/> Coupon rate                    | <input checked="" type="checkbox"/> Share in the portfolio                   |

### Full list of table fields with brief descriptions:

**Industry** - industry of the issuer (based on the classification of cbonds.info)

**Sector** - sector of the issuer (public, municipal or corporate)

**Lombard** - the field displays yes/no depending on whether the issue is currently listed in the CBR Lombard List (<http://ru.cbonds.com/refinancing/lombard-list>)

**Guarantor** - guarantor of the issue (if any)

**Type of Security** - bonds or Eurobonds

**Currency** - the currency of the issue face value

**Trading Date** is the date of the last trade on the selected stock exchange

**Face Value** is the declared face value of the issue

**Minimum Trading Lot** is the minimum amount of securities at face value, available for sale.

**Lot of Multiplicity (denomination increment, trading lot increment)** is the minimum number of securities at face value, with which settlement and depository operations are performed.

**Outstanding Face Value** is face value of the issue as of the current date with account for amortization payments

**Maturity date** is the date of full repayment of face value

**Trading Floors** - the list of all trading floors that can supply quotes on the paper

**Trading Floor (Main)** - trading platform, which provides quotes listed in the table (the floor is selected depending on the priority of stock exchanges for bonds and Eurobonds, as specified in "[Accounting Policy](#)")

**Bid, close, Ask, close, Price Open, Price Min, Price Max, Last Price, Avg Price, Market Price, Quote be FFMS and Close price** - the relevant quotes from the (main) trading floor

**Indicative Price** is the price used to calculate effective yield, duration, modified duration. It is calculated based on the following price priority: Weighted Average Price (Average), Closing Price (Close), Admitted Price (Admitted), Middle Price (Mid), Last Price (Last). The following designations are used for **types of indicative price** applied in calculations: Avg - weighted average price, Close - closing price, Adm - admitted price, Mid - middle price, Last - last price.

**Yield eff, Yield Simple, Duration and Modified Duration** are the parameters calculated as of the trading date at an indicative price, based on formulas used in Cbonds calculator (<http://cbonds.com/bondcalculator/>). Cbonds Calculator Guide - <http://data.cbonds.com/files/cbondscal/Help300811.pdf>

**ACI** is the accrued coupon income on the day of trading (per one bond)

**Term to Maturity (Put)** - the field can have the following values: less than one year, 1-3 years, 3-5 years, more than 5 years


**Turnover and Number of Transactions** - trading floor data (turnover is specified in the issue currency field)

**Correction Factor CBR** - CBR adjustment factors for securities accepted as collateral for Bank of Russia's loanmd (<http://ru.cbonds.com/refinancing/cbr-loans>)

**Trading Mode** is trading mode of the selected main trading floor

**Coupon Rate** is the rate of the next coupon payable on the bond

**Coupon Amount** is the amount of the next coupon payment on the bonds (per one bond)

**Date of Purchase** is the date on which the securities are purchased (if the same paper was bought several times on different dates, the dates of all purchases will be stored separately). Details of all purchases in the portfolio can be viewed by clicking "+" next to the issue name:  Absolut Bank, BO-03

Country	Security	Date of purchase	Bonds count
Russia	 Absolut Bank, BO-03	03.06.2013	30
		30.06.2013	1

**Bonds Count** is the number of bonds (Eurobonds) purchased on the specific date

**Purchase Price (clear)** is the purchase price of the bond, excluding accrued coupon income as a percentage of face value

**ACI on the Purchase Date** is accrued coupon income on the date of purchase as calculated per one bond

**Brokerage** are fees paid for the deal when the bonds were purchased

**Purchase Amount** is the cost of bond purchase at "gross" price including the purchase costs (fees)

**ACI Paid on the transaction** is the total amount of accrued coupon income paid on the deal (all purchased bonds)

**Current ACI** is the total amount of the accrued coupon income (all securities)

**Price for relevation** is the price used to calculate the current value of the portfolio (it is selected based on the [accounting policy](#) settings)

**Present Value (in issue currency)** is the current value of the bonds at mark-to-market price in the currency of face value

**Present Value (in portfolio currency)** is the current value of the bonds at mark-to-market price in portfolio accounting currency (portfolio accounting currency is selected by the user in [accounting policy](#) settings)

**Share of the Instrument in the Portfolio** is the share of the current issue value in the bond portfolio (or Eurobonds portfolio, depending on the issue type)

**Share in the Portfolio** is the share of the current issue value in the entire portfolio of securities (bonds + Eurobonds)

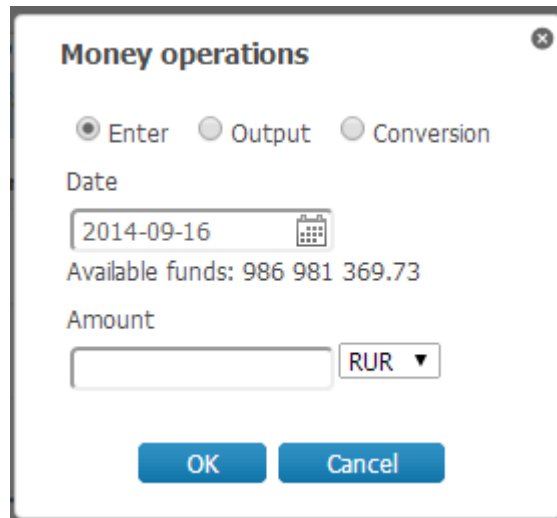
Use button  to save the bond portfolio in xls format.

## Transactions with Cash in the Portfolio

Transactions of replenishment, withdrawal and conversion of cash are available in the portfolio by clicking

**Money operations**

in "My Portfolio":



**Money operations**

Enter  Output  Conversion

Date  
2014-09-16

Available funds: 986 981 369.73

Amount  
RUR

OK Cancel

The default setting is refilling (replenishing) funds. All cash transactions can be performed in any currency. All user transactions are stored in ["Transactions Archive"](#).

Upon confirmation of the cash transaction, corresponding changes are displayed in the "Available Funds" field of "My Portfolio", including a breakdown by currency:

**Available funds:** **9 065 736 146.47 RUR**

Currency	Amount
RUR	986 981 369.73
USD	198 072 957.22
PLN	4 993 908.21
UAH	5 039 231.57
EUR	9 806 673.53

The total amount of available funds is displayed in the portfolio accounting currency, which the user can select in ["Accounting Policy"](#). To see currency breakdown of all available cash, click on the amount of available cash.

## Buying Bonds for the Portfolio

Buying bonds (Eurobonds) for the portfolio is achieved by clicking on **Buy bonds / eurobonds** button in "My Portfolio" tab. A click on this button opens a bond search form with a set of filters:

The screenshot shows the 'Buy bonds / eurobonds' search form. At the top, there are tabs for 'Portfolio Management' and 'Watchlist'. Below them are links for 'My portfolio', 'Events calendar', 'Operations archive', 'Accounting policies', and 'My notifications'. The current portfolio is set to 'Cbonds' with a date of '04.03.2014'. The search form includes fields for 'Issuer' (with a placeholder 'Issuer number state. reg ISIN'), 'Yield eff.,%' (with 'from' and 'to' fields), and 'Duration, years' (with 'from' and 'to' fields). There are also dropdown menus for 'Country', 'Industry', 'Sector', 'Type of securities', 'Currency', 'Issuer ratings', 'Stock exchanges', and 'Search params'. A 'Search' button and a 'Reset filters' button are located at the bottom left. A 'Items per page: 50' dropdown is at the bottom right.

Specific bond issue can be found by name, ISIN code or state registration number, which is set in the "Issuer" field: . Using this filter, you can also get all issues of the specific issuer.

If a required bond issue cannot be found in our database, you can leave a request of adding the issue to Cbonds database. A dialog box for sending the request is available via the link "Can't find an issue?" under the search field:

The dialog box is titled "Request to add issue to the Cbonds database". It contains a text area with the instruction: "Please list ISIN of issues. We will add this issues to the Cbonds database during the week." Below the text area are two buttons: "Send request" and "Cancel".

Put the issues that were not found in the field (ISIN-codes, state registration number or issue names) and click "Send request". We will add the necessary issues as soon as practicable.

Bond search filters include "Country", "Industry", "Sector", "Issuer rating", "Type of Securities", "Currency", "Yield eff", "Duration" and "Stock Exchanges". After the user sets the required filters and clicks the "Search" button, the form will look as follows:

Portfolio Management
Watchlist

[My portfolio](#)
[Events calendar](#)
[Operations archive](#)
[Accounting policies](#)
[My notifications](#)

Current portfolio: Cbonds
✚ ✖ ✏
 Date a portfolio: 04.03.2014
 [Load portfolio through file](#)
[Download user guide](#)

### Buy bonds / eurobonds

Issuer:   
 If there is no issue in our database, please click here

Country: [Select country](#)  
 Russia

Type of securities: [Select paper type](#)

Issuer ratings: [Select issuer ratings](#)

Yield eff., %  
 from  to

Industry: [Select industry](#)

Currency: [Select currency](#)

Stock exchanges: [Stock exchanges](#)

Duration, years  
 from  to

Sector: [Select sector](#)

Search params: [Select search params](#)

Moscow Exchange  SPICEX   
 OTC Market

[Search](#)
[Reset filters](#)

Items per page:

Date	Security	Currency	Already in portfolio	Stock exchange	Ask, close	Last price	Avg price	Yield eff.	Action
15.09.2014	A-EngineeringInvest, 01	RUR	-	Moscow Exchange				8.64%	<a href="#">Buy</a>
	ABH Financial Limited, 2018, CHF (LPN)	CHF	-	OTC Market	100.75		98.38	4.53%	<a href="#">Buy</a>
	ABH Financial Limited, 2017, EUR (LPN)	EUR	-	OTC Market	100.45		99.88	5.54%	<a href="#">Buy</a>

In the "Search Options" (in the form with filters) you can configure the mix of columns displayed in the table. To buy the selected bond, click [Buy](#). It opens a bond purchase form:

### Purchase of instruments

**Portfolio:** Cbonds

**Tool:** Domestic bonds

**Issue:** Absolut Bank, BO-01

Date:  Available funds: 1 000 000 RUR

Quantity (units):

Size of investment:  RUR

*The calculations of international bonds will be based on a minimum trading lot. It is possible to purchase fractional number of bonds (the minimum amount of bonds available for purchase is 0.00000001 items).*

Price:

Market price:

Brokerage:  RUR

\* - total investment will be calculated incl. ACI

[Buy](#)
[Cancel](#)

14


By default, the bonds purchase occurs on the current date. You can also buy bonds on any archive date (it is important, however, that the portfolio must contain the required available cash in the face value currency on the date of purchase).

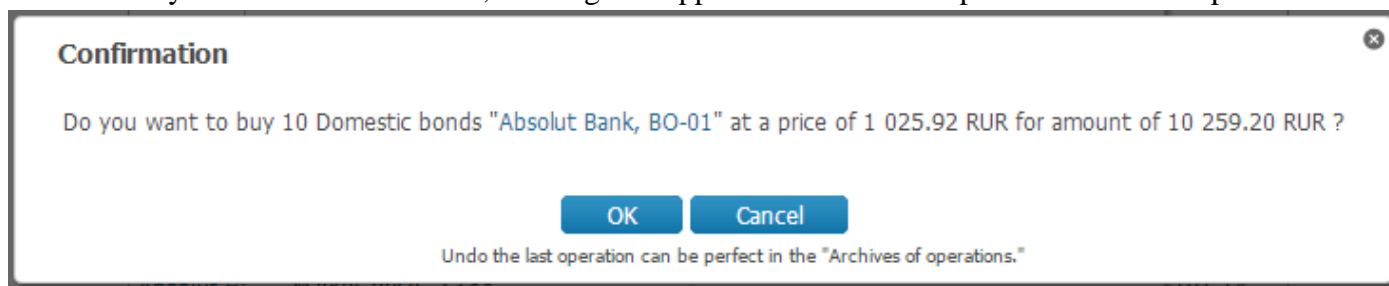
You can either buy a specific number of bonds, or buy bonds for a specific amount. To do this, you need to choose either "Quantity (units.)" or "Size of investments".

The bond purchase price (the "market price" field) can be either "clear" (excluding the accrued coupon interest), or "gross" (including the accrued coupon interest), or expressed in percentage or units of face value. The default purchase price is net price in percentage of face value. The final purchase amount is calculated based on the price including the accrued coupon income paid as of the purchase date. Please note that all payments on Eurobonds will be made from the minimum trading lot. The minimum amount of bonds available for purchase is 0.00000001 items.

In the "brokerage" field, you can specify the fee paid to the broker in the currency of the issue (for the entire bond purchase transaction). The field is optional.

The bond will be bought in the portfolio, which is selected as the "Current Portfolio" in the panel above the search filters.

When you click on , a dialog box appears to confirm the purchase. For example:



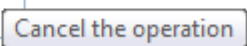
After confirmation of the purchase, the amount of available cash is reduced accordingly, and the bonds appear in the table in "My Portfolio" tab. The transaction is stored in the archive available in the tab ["Transactions Archive"](#).

You can also buy bonds you already have in the portfolio by clicking "Buy" in the portfolio table ("My Portfolio"):

Country	Security	Date of purchase	Bonds count	Price for revaluation	Present value (in currency of the issue)	Share in the portfolio	Action
Russia	AHML, 08	07.06.2013	70	95.15 (15.09.2014)	19 981.50	0.01%	Buy Sell
Russia	AHML, 13	08.06.2013	80	106.2 (15.09.2014)	88 564.80	0.05%	Buy Sell
Russia	AK BARS Bank, 2015 (LPN)	30.06.2013	1	102.9375 (15.09.2014)	211 513.89	4.09%	Buy Sell

The last transaction of purchase (sale) of securities can be cancelled. To do that, go to the section "Transactions history" and cancel the transaction by clicking "Cancel transaction".

Date	Instrument	Operation type	Cash	Quantity
17.10.2015	Vneshprombank, BO-03	Purchase	10 433.40	10
17.10.2015	UniCredit Bank, BO-09	Purchase		1
15.10.2015	AHML 13	Coupon	153.89	1

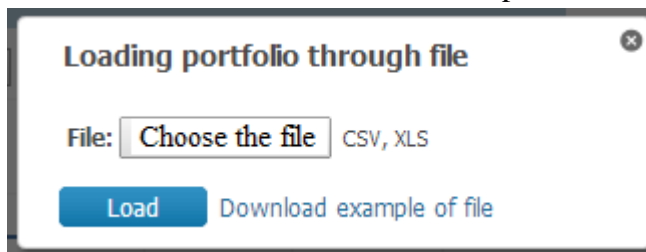


## Uploading Portfolio File

The service allows uploading a bond portfolio file by clicking "Upload file" on the toolbar:

Current portfolio:  + ✖ ✎ Date a portfolio: 04.03.2014 [Load portfolio through file](#)

In the dialog box, select the file in csv or xls format and click "Upload"



A sample upload file can be downloaded here [Download example of file](#) . We recommend to make the format of the file for upload as close as possible to the sample file:

ISIN (Reg S, 144A)	Date of purchase	Bonds count	Purchase price (clear), % of par	Brokerage
RU000A0JR1T7	01.06.2012	10	100,2	
RU000A0JQMY6	02.06.2012	20	100,5	
RU000A0JQMZ3	03.06.2012	30	100	
RU000A0JQWT5	04.06.2012	40	100,5	
RU000A0JR1F6	05.06.2012	50	100,4	
RU000A0JQYL8	06.06.2012	60	100,2	10

The file will not be uploaded if at least one issue in the file is not in Cbonds database, or if there is no sufficient cash on the date of purchase. Possible errors during the upload will be displayed in the preview page of the uploaded file.










If the bonds have been uploaded successfully, a respective amount will be deducted from the available funds, and the portfolio will be displayed in the table in "My Portfolio". The transactions will be added to the ["Transactions Archive"](#). You can perform multiple uploads via file in the same portfolio.



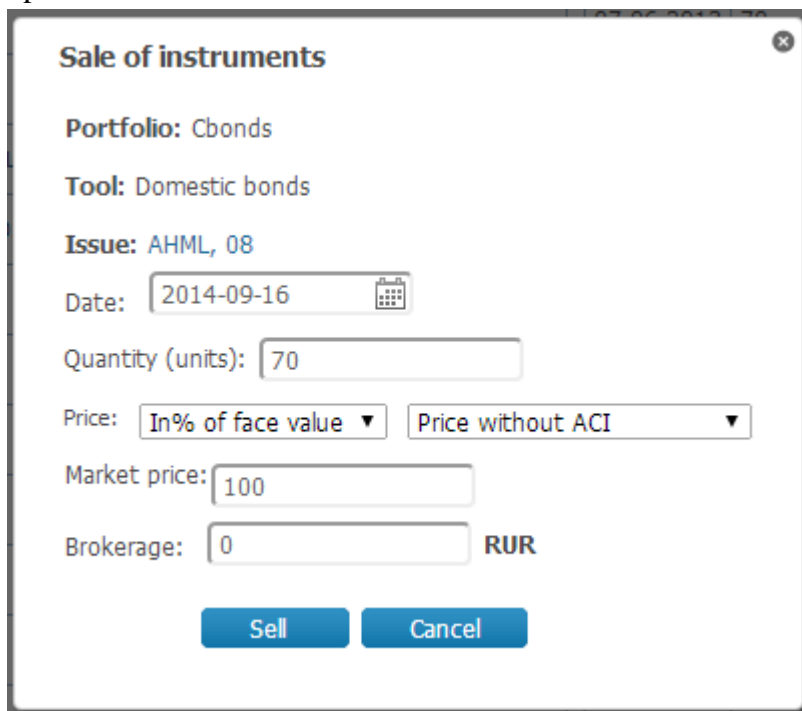
## Selling Bonds from the Portfolio

You can only sell bonds that are in your portfolio (the service does not allow opening short positions).

To sell bonds, select the issue from the bonds list in "My Portfolio" tab and click  :

Country	Security	Date of purchase	Bonds count	Price for revaluation	Present value (in currency of the issue)	Share in the portfolio	Action
Russia	AHML, 08	07.06.2013	70	95.15 (15.09.2014)	19 981.50	0.01%	  
Russia	AHML, 13	08.06.2013	80	106.2 (15.09.2014)	88 564.80	0.05%	  
Russia	AK BARS Bank, 2015 (LPN)	30.06.2013	1	102.9375 (15.09.2014)	211 513.89	4.09%	  

Clicking the button opens the bond sale form:



The dialog box titled "Sale of instruments" contains the following fields and controls:


- Portfolio:** Cbonds
- Tool:** Domestic bonds
- Issue:** AHML, 08
- Date:** 2014-09-16 (with a calendar icon)
- Quantity (units):** 70
- Price:** In% of face value (dropdown) and Price without ACI (dropdown)
- Market price:** 100
- Brokerage:** 0 (with a text input field) and RUR (currency)
- Buttons:** Sell and Cancel

By default, the date of sale will be the current date. The current number of bonds in the portfolio is specified in the respective field by default. You can sell bonds on archive dates, provided that at the time of sale, the client's portfolio had respective number of bonds.

The bond sale price (the "market price" field) can be either "clear" (excluding the accrued coupon interest), or "gross" (including the accrued coupon interest), or expressed in percentage or units of face value. The default sale price is net price in percentage of face value. The final sale amount is calculated based on the price including the accrued coupon income. Please note that all payments on Eurobonds will be made from the minimum trading lot. The minimum amount of bonds available for sell is 0.00000001 items.

In the "brokerage" field, you can specify the fee paid to the broker in the currency of the issue (for the entire bond sale transaction). The field is optional.

The bond will be sold from the portfolio, which is selected as the "Current Portfolio" in the panel above the search filters.

When you click on  a dialog box appears to confirm the sale. For example:




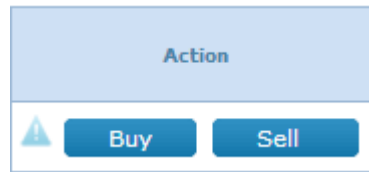
After confirmation of the sale, the amount of available cash is reduced accordingly, and the bonds (part of the bonds) are excluded from the table in "My Portfolio" tab. The transaction is stored in the archive available in ["Transactions Archive"](#).

The last transaction of purchase (sale) of securities can be cancelled. To do that, go to the section "Transactions history" and cancel the transaction by clicking "Cancel transaction".

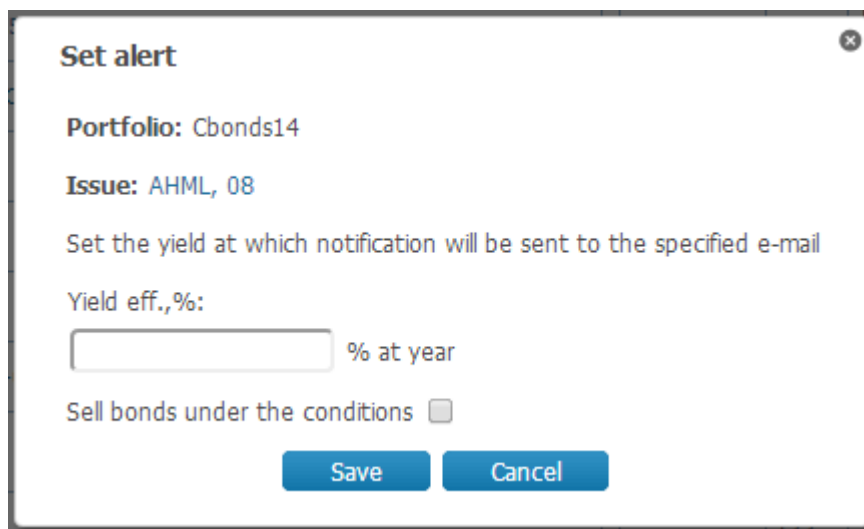
Date	Instrument	Operation type	Cash	Quantity
17.10.2015	Vneshprombank, BO-03	Purchase	10 433.40	10
17.10.2015	UniCredit Bank, BO-09	Purchase		1
15.10.2015	AHML 13	Cancel	153.00	1

## Alert Setting

The service allows setting a yield alert for selected issues. You can set the alert with  button in the "Bonds and Eurobonds" table ("My Portfolio" tab):



In the resulting dialog box, set the yield level at which the notification will be sent to the e-mail specified in the settings.



The dialog box is titled "Set alert" and has a close button (X) in the top right corner. It contains the following information:

- Portfolio:** Cbonds14
- Issue:** AHML, 08
- Set the yield at which notification will be sent to the specified e-mail
- Yield eff.,%:  
 % at year
- Sell bonds under the conditions
- Buttons: Save, Cancel

If you check (inter alia) "Sell Bonds Under the Conditions", all bonds in the portfolio will be sold automatically. For securities with "alert" on, the icon will change from faded to bright:



## Events Calendar <http://portfolio.cbonds.com/#calendar>

The tab contains all events related to the securities within the selected portfolio (coupon redemption, offers, amortization, repayment). Filters above the table allow selecting events by the issuer, issue, sector, type of bond, type of event, and for a specific time period (next week, month, three months).

Portfolio Management
Watchlist

[My portfolio](#)
[Events calendar](#)
[Operations archive](#)
[Accounting policies](#)
[My notifications](#)

Current portfolio: Cbonds14
✚ ✖ ✏
 Date a portfolio: 01.02.2013
 Load portfolio through file
Download user guide

### Events calendar

Issuer:

Sector:

▾ Select sector

Corporate ✕ State ✕ Municipal ✕

Type of securities:

▾ Select paper type

Domestic bonds ✕  
International bonds ✕

Event type:

▾ Select event type

Amortization ✕ Offer ✕  
Coupon ✕ Repayment ✕

Date

from  to

[one week](#) [one month](#) [three months](#)

**Search**
**Reset filters**

Items per page:

Save as Excel document PRO

Event type	Country	Security	ISIN	Type of security	Additional info	Currency	Estimated amount of payments
16.09.2014							
Coupon	Russia	Finance Ministry of Stavropol region, 34001	RU000A0JTFZ1	Domestic bonds	Coupon rate - 10,20 p.a. Coupon - 25,43RUR Number of bonds - 1 pieces Outstanding face value - 1000RUR	RUR	25.43 RUR

The estimated amount of payments is calculated based on the current number of securities in the portfolio. The data can be saved in xls format -  Save as Excel document PRO

## "Operations Archive" Tab <http://portfolio.cbonds.com/#archive>

The tab contains all transactions with securities and cash within the current portfolio (repayment, offers, amortization, coupon payments and replenishment, withdrawal and conversion of cash). Using filters above the table, you can select transactions by issuer, issue, instrument and type of event.

Portfolio Management
Watchlist

[My portfolio](#)
[Events calendar](#)
[Operations archive](#)
[Accounting policies](#)
[My notifications](#)

Current portfolio: Cbonds + ✖ ✍
 Date a portfolio: 01.02.2013
 [Load portfolio through file](#)
[Download user guide](#)

### Operations archive

Issuer:

Date:

from  to

Tools:

[Select instruments](#)

Domestic bonds ✖ International bonds ✖

Available funds ✖

Event type:

[Select event type](#)

Repayment ✖ Conversion ✖ Coupon ✖

Enter ✖ Output ✖ Purchase ✖ Sale ✖

Amortization ✖

Search params:

[Select search params](#)

Operation type ✖ Cash ✖ Quantity ✖

[Search](#)
[Reset filters](#)
Items per page:

[Save as Excel document PRO](#)

Date	Instrument	Operation type	Cash	Quantity
16.09.2014	Finance Ministry of Stavropol region, 34001	Coupon	25.43	1
16.09.2014	Finance Ministry of Stavropol region, 34001	Amortization	250	1
15.09.2014	AHML, 08	Coupon	403.90	70

The data can be saved in xls format -



The last transaction of purchase (sale) of securities can be cancelled. To do that, go to the section “Transactions history” and cancel the transaction by clicking “Cancel transaction”.

Date	Instrument	Operation type	Cash	Quantity
17.10.2015	Vneshprombank, BO-03	Purchase ✖	10 433.40	10
17.10.2015	UniCredit Bank, BO-09	Purchase		1
15.10.2015	AHML, 13	Coupon	153.90	1

Cancel the operation

## "Accounting Policies" Tab <http://portfolio.cbonds.com/#settings>

The tab contains settings necessary to display the information in the "Bonds and Eurobonds" table in "My Portfolio".

The screenshot shows the 'Accounting Policies' tab in a web application. At the top, there are navigation tabs: 'Portfolio Management' (selected), 'Watchlist', 'My portfolio', 'Events calendar', 'Operations archive', 'Accounting policies', and 'My notifications'. Below the navigation, there is a section for 'Current portfolio: Cbonds' with a dropdown menu, a plus icon, a minus icon, and a pencil icon. To the right of this section, it says 'Date a portfolio: 01.02.2013', 'Load portfolio through file', and 'Download user guide'. The main content area is divided into two columns. The left column has three settings: 'Currency of portfolio accounting:' with a dropdown set to 'RUR', 'Revaluation price:' with a dropdown set to 'Avg', and 'Method of withdrawal:' with a dropdown set to 'lifo'. The right column has two sections: 'Stock exchange priority for bonds:' and 'Stock exchange priority for eurobonds:'. Each section contains a list of stock exchanges. In the 'bonds' section, 'Moscow Exchange', 'OTC Market', and 'SPICEX' are highlighted in blue, while 'PFTS', 'London S.E.', and 'Luxembourg S.E.' are highlighted in grey. In the 'eurobonds' section, 'OTC Market', 'Moscow Exchange', and 'SPICEX' are highlighted in blue, while 'PFTS', 'London S.E.', and 'Luxembourg S.E.' are highlighted in grey.

**Currency of Portfolio Accounting** is used to display the current value of securities in the portfolio in the column "Current Value" (in the portfolio accounting currency), to display portfolio value and in graphs and charts.

**Revaluation Price** is used to calculate the current value of the portfolio.

**Method of Write-Down** is used in bond sale transactions, if the user is selling only part of securities from the portfolio (when lifo (fifo) method is used, the last (first) bonds purchased (by the date of purchase) will be written down first).

**The stock exchange priority for bonds (international bonds)** defines, from which stock exchange the information on bond and international bond quotes will be taken. Stock exchanges highlighted in blue are taken into consideration while searching for bond quotes. Stock exchanges highlighted in grey are not considered. The colour of the exchange can be changed by clicking the stock exchange name. In case of selecting several stock exchanges, the data will be chosen in accordance with the sorting order of stock exchanges. To change the sorting order, move the stock exchange within the list.

## "My Notifications" Tab <http://portfolio.cbonds.com/#notifications>

The tab contains information on all notifications that are sent to the user regarding all portfolios.

**Portfolio Management** **Watchlist**

[My portfolio](#) [Events calendar](#) [Operations archive](#) [Accounting policies](#) **[My notifications](#)**

Current portfolio:     Date a portfolio: 01.02.2013 [Load portfolio through file](#) [Download user guide](#)

[delete all](#)

16.09.2014	Rusfinance Bank, 09	cbonds 12334	Coupon, 40.64 RUR	<a href="#">delete</a>
16.09.2014	Rusfinance Bank, 09	cbonds aar 2014	Coupon, 40.64 RUR	<a href="#">delete</a>
16.09.2014	SSMO LenSpecSmu, 02	Test 500	Coupon, 32.16 RUR	<a href="#">delete</a>

You can choose the settings to receive notifications about events of your interest, and advance notifications several days ahead of the event:

### Notification settings

Email for notifications:

Select current e-mail

Receive an e-mail notification of the following events:

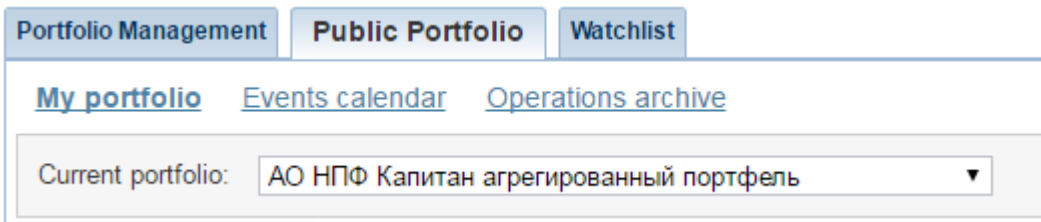
▼ [Select event type](#)

- Coupon** ▼ [Notify:](#)  in event day  1 day  2 days  3 days
- Offer** ▼ [Notify:](#)  offer day  1 day before open  offer period
- Amortization** ▼ [Notify:](#)  1 day  2 days
- Repayment** ▼ [Notify:](#)  1 day  2 days
- alert
- Purchase
- Sale
- Enter
- Output
- Conversion

You can delete all notifications or a part of them via the corresponding hyperlinks above the table and next to each notification.

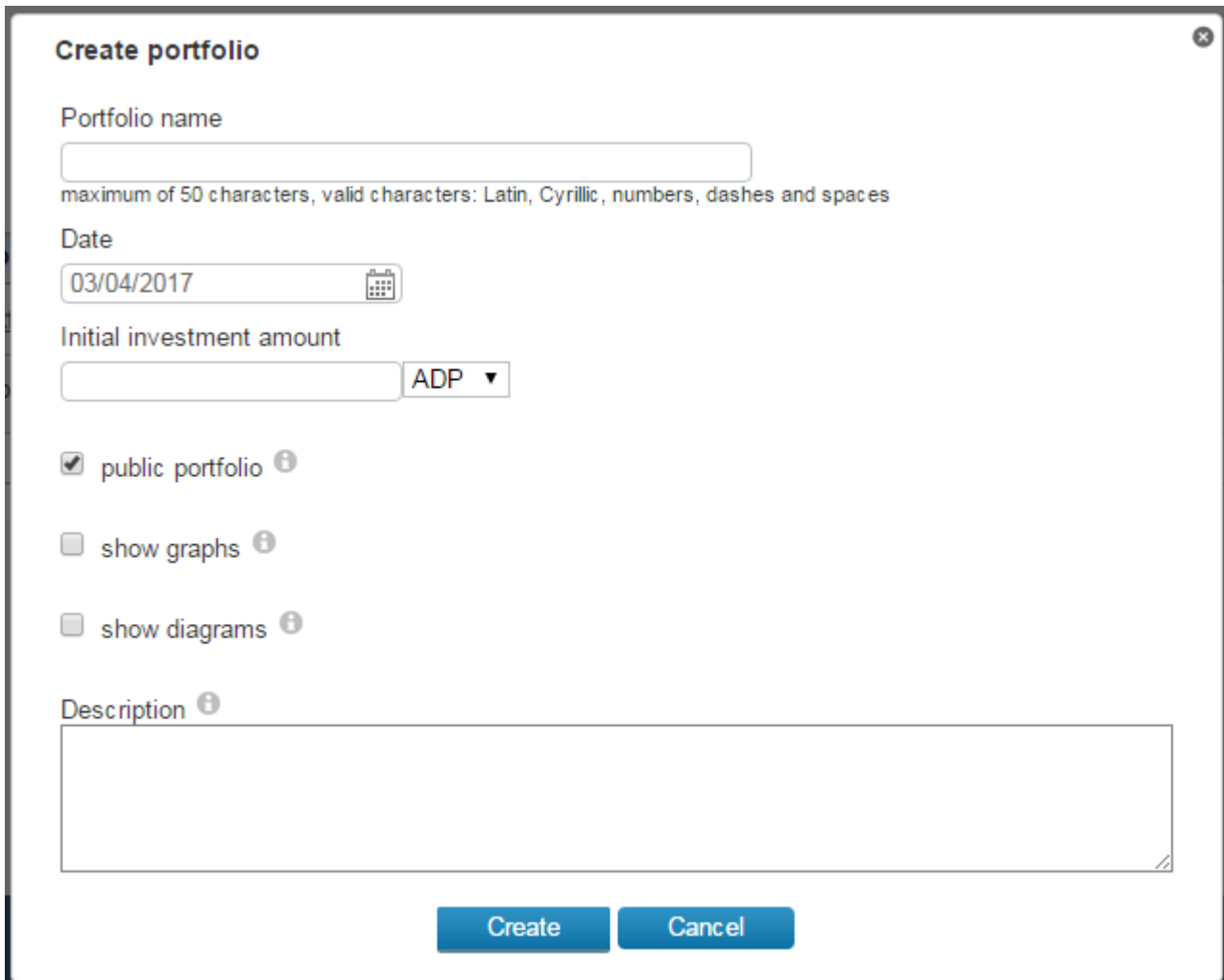
## Public portfolios

The service allows the user to make public any portfolio created by this user. In this case, selected portfolios, their structure and operations history will be available to all users in the Public Portfolio tab.



The screenshot shows a navigation bar with three tabs: "Portfolio Management", "Public Portfolio", and "Watchlist". The "Public Portfolio" tab is currently selected. Below the tabs, there are three links: "My portfolio", "Events calendar", and "Operations archive". At the bottom, there is a dropdown menu labeled "Current portfolio:" with the selected value "АО НПФ Капитан агрегированный портфель".

To make a portfolio public, you need to tick the Public Portfolio box in the Create/Edit Portfolio window:



The "Create portfolio" dialog window contains the following fields and options:

- Portfolio name:** A text input field with a note below it: "maximum of 50 characters, valid characters: Latin, Cyrillic, numbers, dashes and spaces".
- Date:** A date picker showing "03/04/2017".
- Initial investment amount:** A text input field followed by a dropdown menu set to "ADP".
- Options:**
  - public portfolio ⓘ
  - show graphs ⓘ
  - show diagrams ⓘ
- Description:** A large text area with a note ⓘ.

At the bottom of the dialog are two buttons: "Create" and "Cancel".

It is possible to turn on/off flow and pie charts in the public portfolio. You can add a short text description of the portfolio in the Portfolio Description field.

To hide the portfolio from the list of public portfolios, remove the tick "Public Portfolio" in the Create/Edit Portfolio window.



**Contact details:**

Elena Skurihina, Head of Projects

Ph./fax: +7 (812) 336 9721, ext.118. e-mail: [sea@cbonds.info](mailto:sea@cbonds.info)