



MySchoolOne

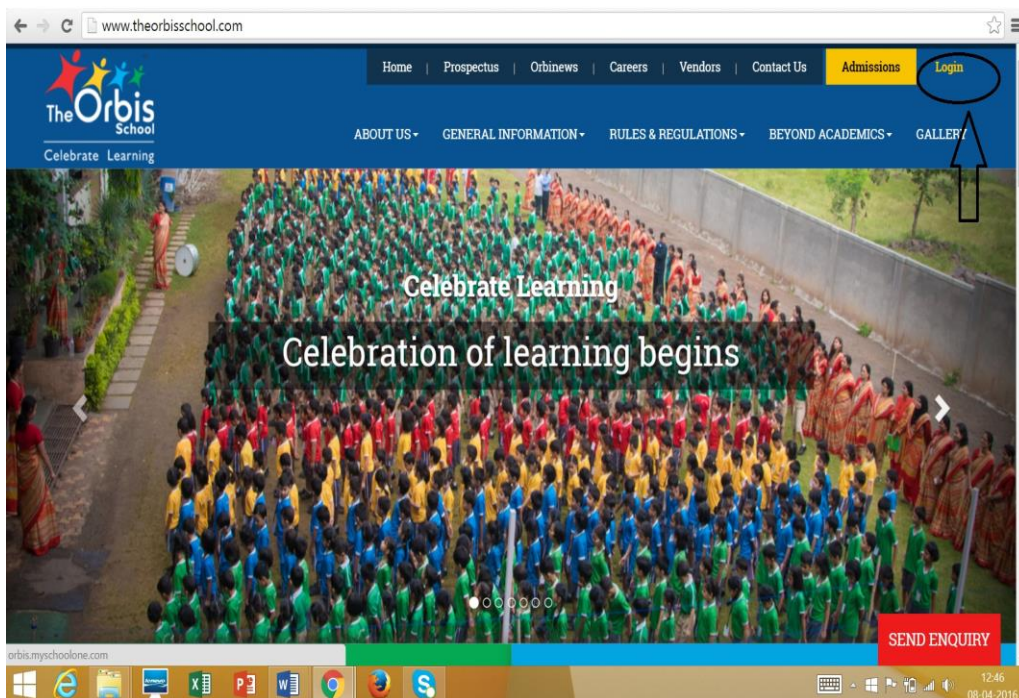
Online School Management Portal

User Manual

Website Login

The steps to be followed to access the Parents Login are as follows:

- Open homepage of the school website: www.theorbisschool.com
- Click on Login icon at the top right corner
- A new window of the School Online Portal opens up
- Click on 'Parent' tab ONLY
- Enter Username and Password provided in the mail and login



FAQ's

Q) My Login ID does not work.

A) Check if you have followed the steps mentioned above. If the login id and password still do not work, please reset password using the 'Forgot Password' icon, the reset password will be mailed to you at the email id you registered at the school.

If you are still not able to login then please drop a mail with the details of your concern to myschool.bo@theorbisschool.com, mentioning the name and class of the child.

Parents Home Page

- The Parents home page has all the tools needed to ensure smooth functioning of the School
- All the tools that a Parent needs are grouped under modules depending on the type of features



Above is a sample of how the home page looks.

After logging in, on the home page there are various menu options which are placed in coloured boxes as follows:

SCHOOL ANNOUNCEMENT:

- When there is an important school announcement, you can view this on the school announcement block. All the events happening shortly can be viewed here

ABSENT ON:

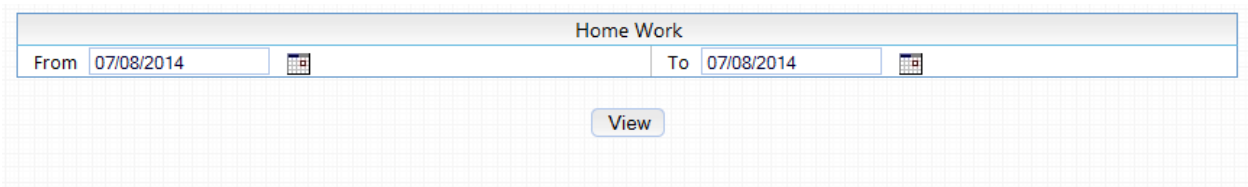
- Under Absent On block, you can view your child's absenteeism details

CLASS ANNOUNCEMENT:



- Under Class Announcement block, the scrolling text can be viewed which is the announcement entered by the class teacher about the events happening, if any

CLASS AND HOME ASSIGNMENT:

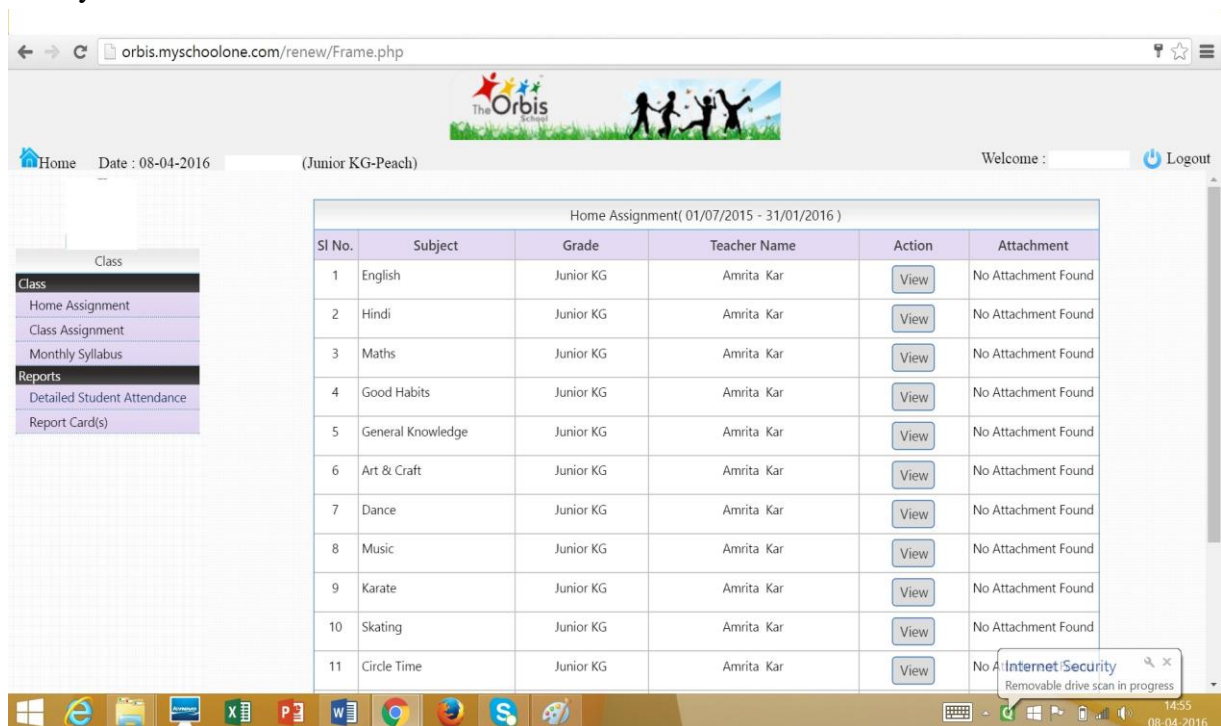
- If you click on the Class Work or Home Work block, you can view a screen to select the date range to check the details



Home Work

From  To 

- Here you select the From Date & To Date in the Date Picker and click on "View"



orbis.myschoolone.com/renew/Frame.php

The Orbis School

Home Date : 08-04-2016 (Junior KG-Peach) Welcome :

Class

- Class
- Home Assignment
- Class Assignment
- Monthly Syllabus
- Reports
- Detailed Student Attendance
- Report Card(s)

Home Assignment(01/07/2015 - 31/01/2016)

Sl No.	Subject	Grade	Teacher Name	Action	Attachment
1	English	Junior KG	Amrita Kar	<input type="button" value="View"/>	No Attachment Found
2	Hindi	Junior KG	Amrita Kar	<input type="button" value="View"/>	No Attachment Found
3	Maths	Junior KG	Amrita Kar	<input type="button" value="View"/>	No Attachment Found
4	Good Habits	Junior KG	Amrita Kar	<input type="button" value="View"/>	No Attachment Found
5	General Knowledge	Junior KG	Amrita Kar	<input type="button" value="View"/>	No Attachment Found
6	Art & Craft	Junior KG	Amrita Kar	<input type="button" value="View"/>	No Attachment Found
7	Dance	Junior KG	Amrita Kar	<input type="button" value="View"/>	No Attachment Found
8	Music	Junior KG	Amrita Kar	<input type="button" value="View"/>	No Attachment Found
9	Karate	Junior KG	Amrita Kar	<input type="button" value="View"/>	No Attachment Found
10	Skating	Junior KG	Amrita Kar	<input type="button" value="View"/>	No Attachment Found
11	Circle Time	Junior KG	Amrita Kar	<input type="button" value="View"/>	No Attachment Found

Internet Security Removable drive scan in progress

14:55 08-04-2016

- You can view the Home Work details with the Subject Name, Grade, and Teacher Name
- If the teacher has uploaded any home assignment, it can be viewed by clicking on the 'View' tab under the action column
- If any document has been attached/ uploaded such as a worksheet or sample paper it can be downloaded from the attachment column

TIME TABLE:

- If you click on Time Table block, you can view the period wise report as shown below

School Division : Orbis Education Society						Class : CLASS 1					Section
Day	Class 1 8:45-9:10 A.M	Class 2 9:10-9:45 A.M	Class 3 9:45-10:20 A.M	Class 4 10:20-10:55 A.M	Class 5 10:55-11:15 A.M	Class 6 11:15-11:50 A.M	Class 7 11:50-12:25 P.M	Class 8 12:25-1:00 P.M	Class 9 1:00-1:35 P.M	Class 10 1:35-1:55 P.M	1
Monday	Zero Period	Library	Maths	English	Break	English Dance	Maths	ICT	EVS	Long Break	
Tuesday	Zero Period	Music	Library	Music Maths	Break	Art & Craft	EVS	ICT	Language Development Skills	Long Break	
Wednesday	Zero Period	English	Maths	Hindi	Break	English	EVS	Club	Club	Long Break	
Thursday	Zero Period	Games	Games	Maths	Break	English	EVS	Music Hindi	Hindi	Long Break	
Friday	Zero Period	Dance Maths	Skating Dance	Dance Hindi	Break	Dance English	EVS	Music Dance	Art & Craft	Long Break	

- Here you can View the entire week Time Table with timings

LUNCH MENU:

Weekly Menu			
Days	Main Menu	Snacks	Thirst Quencher
Monday	Idli, Dosa, Upma, Dhokla, Utthapam, Sevijan	A seasonal fruit	Compulsory: Water bottle
Tuesday	Chapati and vegetable, stuffed veg, paratha, Pav bhaji, Veggie roll	Veg. salad with sprouts and groundnuts Gramflour chilla	Optional: Lassi
Wednesday	Lemon rice, Veg pulao, Fried rice, Poha, Curd rice	A small serving of popcorn Boiled sweetcorn	Fruit juice Lime juice
Thursday	Chana puri, Egg bhurji, Paneer bhurji, Roti	Fruit salad A cheese sandwich	Glucon D
Friday	Noodles, Pasta, Burger, Cutlets, Vada, French fries	Bhel	Aam panna Sharbet/Squash

Choose any one food item from the daily list of Main Menu and Snacks.

No sauce, no chips and no pickle please.

PRINT

- Here you can view the Weekly Menu of Your Child. On viewing the report you can print directly using “Print” option

SCHOOL CALENDAR:

- Under School Calendar Module, select the Month and the Year in the drop down box. You can view the events in the school on the date provided in the Calendar as shown below

School Calendar						
Month	August ▼	Year	2014 ▼			
Sun	Mon	Tue	Wed	Thu	Fri	Sat
					01 New!	02 New!
03	04 New!	05	06 New!	07 New!	08 New!	09 New!
10	11 New!	12 New!	13	14 New!	15 New!	16 New!
17	18 New!	19	20	21 New!	22 New!	23 New!
24	25 New!	26 New!	27	28 New!	29 New!	30
31						

- If you click on any date in the Calendar you could view the events happening on that particular date in detail.

All these modules are represented in detail on the left side of the page, under the student's photograph as links. On selecting a certain link – all sub modules present under that functional heading will be visible.



❖ The Modules are,

- Security
- Student
- Timetable
- Class
- Calendar
- Medical
- Gallery

SECURITY MODULE:

Change Password:

Change Password	
Old Password	<input type="text"/>
New Password	<input type="text"/>
Confirm New Password	<input type="text"/>

- To set the access credentials click on Security Module, navigate to change password
- Provide the old password and enter new access credentials and update your current password

STUDENT MODULE:

View Details:

- Under Student module, click on View Details
- Here you can view the entire details of your child you provided to school

Monthly Syllabus:

- Under Monthly Syllabus, you can view the syllabus of every month

Monthly Syllabus		
Month & Year	Grade	View Syllabus
April-2014	Class 1	Class 1 April.pdf
June-2014	Class 1	Class 1 June- July.pdf
August-2014	Class 1	Class 1 August.pdf

- On clicking the month under the View Syllabus column, the syllabus for that particular month will open in a new window

orbis.myschoolone.com/renew/TimeTable/viewyear.php?viewids=2

1/3 < > 🔍

Open in new window

CLASS 1 SYLLABUS FOR THE MONTH OF APRIL 2014 – 2015

Theme of the month: Jump Start Value of the month: Politeness

ENGLISH:

BOOK	TOPIC	LISTENING SKILLS	SPEAKING SKILLS	READING SKILLS	WRITING SKILLS	GRAMMAR	ACTIVITY/PROJECT*	ADDITIONAL VOCABULARY**
Student book 1	L-1 When Grandma Came Home (prose) Row, Row, Row Your Boat (poem)	Prose: 1.To comprehend the storyline/factual details/ oral questions/ instructions	1.To be fluent and spontaneous in class discussions 2.To respond to situations appropriately and accurately	1.To read words/ stories on ones' own 2.To be able to use phonetic skills to pronounce new words 3.To be able to read simple complex passages/ poem with proper speed expression and pronunciation	New words in the NB. CW-pgs 3 to 8 HW- Learn & repeat the new words in the NB.	Common Nouns: introduction of articles-a/an.	Learn the poem. Draw a boat & fishes around it in the NB.	Poor Fine Pair Shoes Fuss Voice
Literature Reader1	L-3 Raja and Raju	Poem: 2.To pick new words and expressions. 3.To puzzle out meanings of new words.	4.To comprehend theme/situation 5.To appreciate the poetic devices used 6.To pick new expression and words	4.To carry-out a dialogue.	CW pgs-11,13 HW pg-12	Underline nouns in the lesson.	Reading of the lesson in class individually.	Sell House Hard Bowl
Work Book 1	L-1 Brush! Brush! Brush!				CW- pgs- 2,3 HW-pgs-4	Underline the nouns in the lesson.	Choose the correct word, match the action words & nouns.	(Rewrite the words with meanings and paste them at visible places at home to revise and use every day till it becomes a part of student's vocabulary)

HINDI:

पुस्तक	बुक	वचनकोशल	वचनकोशल	वचनकोशल	वचनकोशल	वचनकोशल	वचनकोशल	वचनकोशल
सिरीपाठ्य पुस्तक एवं अभ्यासपुस्तक	सिरीपाठ्य पुस्तक एवं अभ्यासपुस्तक	वर्णमाला का श्रवण	वर्णमाला का श्रवण	वर्णमाला का श्रवण	वर्णमाला का श्रवण	वर्णमाला का श्रवण	वर्णमाला का श्रवण	वर्णमाला का श्रवण

- Here you can view the selected month syllabus in the PDF format
- To print the syllabus, click on the “arrow” symbol as shown above, and take a print as shown below

File View Help

< > 🔍

Search the document.

CLASS 1 SYLLABUS FOR THE MONTH OF APRIL 2014 – 2015

Theme of the month: Jump Start Value of the month: Politeness

ENGLISH:

BOOK	TOPIC	LISTENING SKILLS	SPEAKING SKILLS	READING SKILLS	WRITING SKILLS	GRAMMAR	ACTIVITY/PROJECT*	ADDITIONAL VOCABULARY**
Student book 1	L-1 When Grandma Came Home (prose) Row, Row, Row Your Boat (poem)	Prose: 1.To comprehend the storyline/factual details/ oral questions/ instructions	1.To be fluent and spontaneous in class discussions 2.To respond to situations appropriately and accurately	1.To read words/ stories on ones' own 2.To be able to use phonetic skills to pronounce new words 3.To be able to read simple complex passages/ poem with proper speed expression and pronunciation	New words in the NB. CW-pgs 3 to 8 HW- Learn & repeat the new words in the NB.	Common Nouns: introduction of articles-a/an.	Learn the poem. Draw a boat & fishes around it in the NB.	Poor Fine Pair Shoes Fuss Voice
Literature Reader1	L-3 Raja and Raju	Poem: 2.To pick new words and expressions. 3.To puzzle out meanings of new words.	4.To comprehend theme/situation 5.To appreciate the poetic devices used 6.To pick new expression and words	4.To carry-out a dialogue.	CW pgs-11,13 HW pg-12	Underline nouns in the lesson.	Reading of the lesson in class individually.	Sell House Hard Bowl
Work Book 1	L-1 Brush! Brush! Brush!				CW- pgs- 2,3 HW-pgs-4	Underline the nouns in the lesson.	Choose the correct word, match the action words & nouns.	(Rewrite the words with meanings and paste them at visible places at home to revise and use every day till it becomes a part of student's vocabulary)

Reports:

Detailed Student Attendance:

Attendance Report For Aadi Rahul Sable		
Sl No.	Date	Status
1	01-Aug-2014	Present
2	31-Jul-2014	Present
3	30-Jul-2014	Present
4	28-Jul-2014	Present
5	25-Jul-2014	Present
6	24-Jul-2014	Present
7	23-Jul-2014	Present
8	22-Jul-2014	Present
9	21-Jul-2014	Present
10	18-Jul-2014	Present
11	17-Jul-2014	Present
12	16-Jul-2014	Present
13	15-Jul-2014	Present
14	14-Jul-2014	Present
15	11-Jul-2014	Present
16	10-Jul-2014	Present
17	09-Jul-2014	Present

- Under Detailed Student Attendance, you can view the entire attendance report of your child

CALENDAR MODULE:

School Announcement:

School Announcement	
18-08-2014	Parsi New Year Holiday
16-08-2014	PTM - Class 1-3
15-08-2014	Independence Day Celebration Class 4-8
15-08-2014	Independence Day Holiday PG to 3
12-08-2014	Poster Making (India) Class 4-5
11-08-2014	DEAR HOUR
11-08-2014	Solo Dance Competition - Class 5-8
09-08-2014	PTM - Class 4-8
08-08-2014	General Knowledge Quiz - NiE Class 4-8
06-08-2014	Raksha Bandhan Celebration
04-08-2014	Movie Week Begins
04-08-2014	Solo Dance Competition - Class 3-4
02-08-2014	PTM - Class 4-8
01-08-2014	Solo Dance Competition - Class 1-2

- Under School Announcement, you can view all the events happening in the school

Class Announcement:

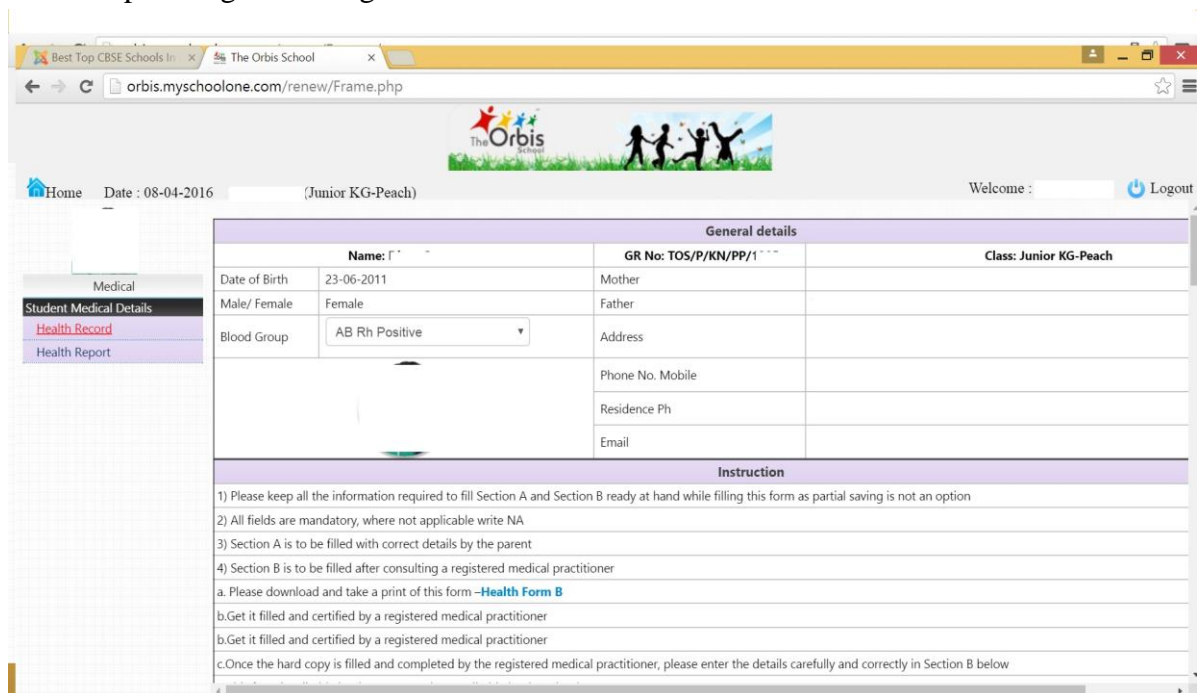
- Under Class Announcement, you can view all the events happening in the class

MEDICAL MODULE:

Student Medical Details:

Health Record:

- Parents are requested to go through the Health Record module and fill out their child's health record as per the guidelines given there



The screenshot shows a web browser window displaying the 'Health Record' form for a student. The browser address bar shows 'orbis.myschoolone.com/renew/Frame.php'. The page header includes 'The Orbis School' logo and navigation links like 'Home', 'Date : 08-04-2016', and '(Junior KG-Peach)'. A 'Welcome' message and 'Logout' button are also present.

General details		
Name:	GR No: TOS/P/KN/PP/1	Class: Junior KG-Peach
Date of Birth	23-06-2011	Mother
Male/ Female	Female	Father
Blood Group	AB Rh Positive	Address
		Phone No. Mobile
		Residence Ph
		Email

Instruction

- 1) Please keep all the information required to fill Section A and Section B ready at hand while filling this form as partial saving is not an option
- 2) All fields are mandatory, where not applicable write NA
- 3) Section A is to be filled with correct details by the parent
- 4) Section B is to be filled after consulting a registered medical practitioner
 - a. Please download and take a print of this form - [Health Form B](#)
 - b. Get it filled and certified by a registered medical practitioner
 - b. Get it filled and certified by a registered medical practitioner
 - c. Once the hard copy is filled and completed by the registered medical practitioner, please enter the details carefully and correctly in Section B below

GALLERY MODULE:

School:

- Under Gallery Module, you could view the albums and the pictures clicked on campus

For any more clarifications on the usage of this portal you can address your emails to myschool.bo@theorbisschool.com, clearly mentioning your child's name and class for us to help you better.