

**Adult Pre-Arrest Diversion (APAD)  
Annual Statistical Report (ALL AGENCIES)  
January 1, 2018 - December 31, 2018**



**Pinellas County Sheriff's Office  
Sheriff Bob Gualtieri**

## TABLE OF CONTENTS

1. DEFINITIONS
2. OVERVIEW OF AGENCY ACTIVITY
3. PARTICIPANT HOME ADDRESS / ZIP CODE
4. RACE SCREENED CANDIDATES
5. GENDER SCREENED CANDIDATES
6. ELIGIBLE OFFENSES
7. LAW ENFORCEMENT ACTIVITY BY OFFENSE
8. REFERRAL BY OFFENSE
9. ARREST BY OFFENSE
10. NOTICE TO APPEAR BY OFFENSE
11. REASONS FOR INELIGIBILITY
12. COMMUNITY SERVICE HOURS
13. RESTITUTION
14. SUCCESSFUL PROGRAM COMPLETIONS
15. UNSUCCESSFUL PROGRAM COMPLETIONS
16. DEPUTY OFFICER PATTERNS
17. PERMANENTLY INELIGIBLE REASONS

## DEFINITIONS

The following terms are utilized for the purposes of this report:

### **Accepted**

Any person who meets all established criteria and is diverted for eligible offense(s).

### **Arrest**

Any person charged with an eligible offense, transported to the Pinellas County Jail and screened by APAD staff during the pre-booking process.

### **Community Service**

Program sanction that requires accepted participants to complete work at a verified 501(c)(3) not-for-profit organization.

### **Ineligible**

Any person referred by law enforcement or screened by APAD staff whose criminal history does not allow for participation and/or meet the established program criteria.

### **Law Enforcement**

Any Notice of Referral by certified law enforcement within Pinellas County.

### **Notice to Appear (NTA)**

A written order issued by law enforcement in lieu of physical arrest requiring a person accused of violating the law to appear in a designated court. NTA's are intercepted and screened by APAD staff prior to case assignment.

### **Notice of Referral**

In lieu of being arrested and transported to jail, an individual with an eligible offense(s) is provided a Notice of Referral by law enforcement with reporting instructions.

### **Permanently Ineligible**

Any person who fails to complete any program requirement or otherwise does not meet program eligibility criteria.

### **Restitution**

The financial act of re-payment for loss or damages.

### **Screened**

A process by which a person with only an eligible offense(s) is considered for participation. This process includes a review of subject's prior criminal history, ties to the community as well as the person's willingness to participate.

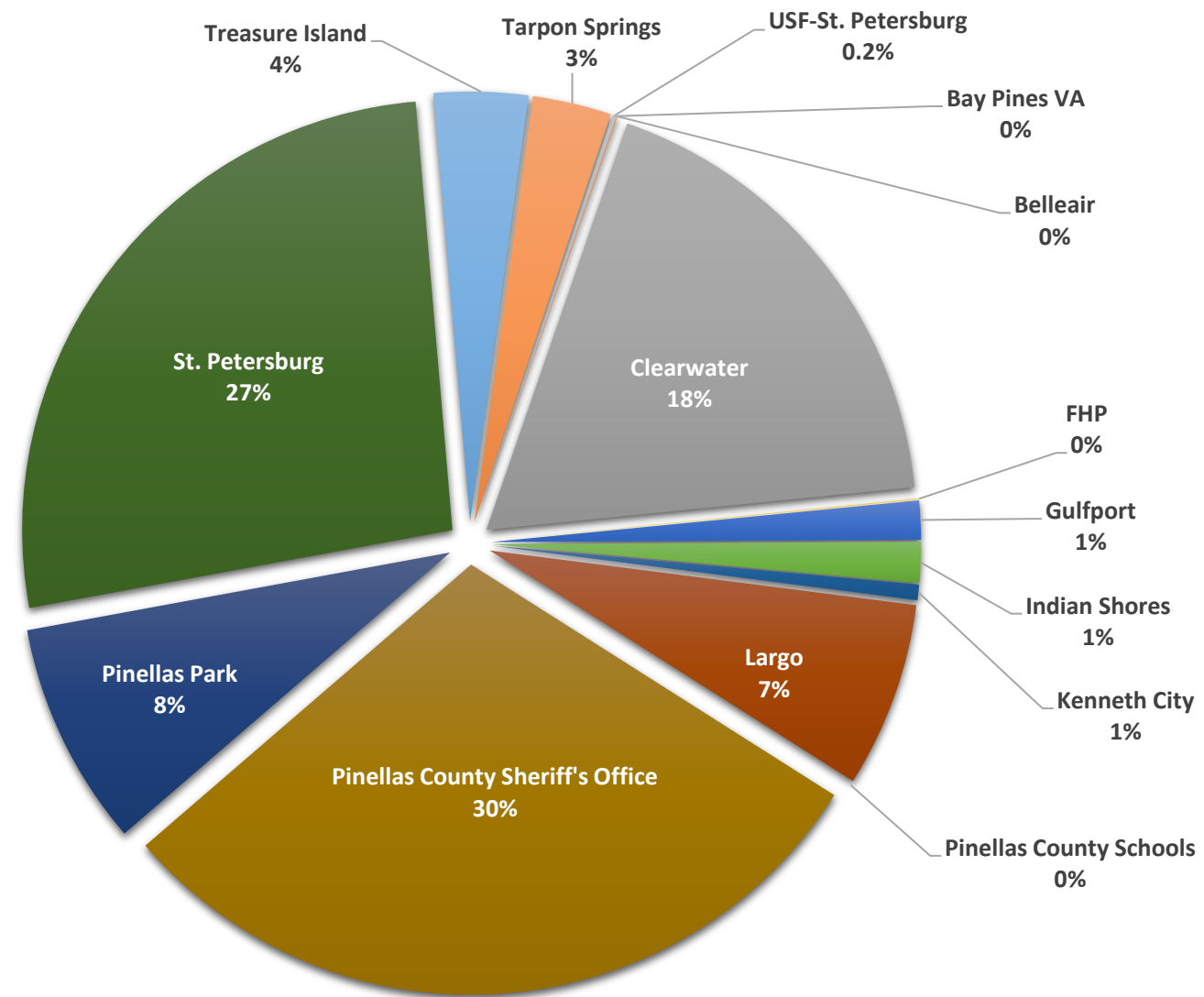
### **Successful Program Completion**

Any accepted participant who completes all program requirements.

### **Unsuccessful Program Completion**

Any accepted participant who is non-compliant with any program requirement and deemed permanently ineligible.

## OVERVIEW OF ACTIVITY (ALL AGENCIES) JANUARY 1, 2018 - DECEMBER 31, 2018



This chart represents each agencies' involvement to include Arrests, Notice of Referrals and Notice to Appears of the 2,740 screened candidates.

## PARTICIPANT HOME ADDRESS / ZIP CODE (ALL AGENCIES)

PARTICIPANT HOME ADDRESS			
LOCATION	CITY	UNINCORPORATED	TOTAL
ST. PETERSBURG	397	66	463
CLEARWATER	163	47	210
LARGO	103	37	140
PINELLAS PARK	92	6	98
PALM HARBOR	0	60	60
SEMINOLE	24	27	51
DUNEDIN	37	6	43
TARPON SPRINGS	31	10	41
SAFETY HARBOR	21	1	22
OLDSMAR	19	7	26
GULFPORT	13	2	15
ST. PETE BEACH	11	0	11
INDIAN ROCKS BEACH	7	0	7
TREASURE ISLAND	3	0	3
REDINGTON SHORES	4	0	4
SOUTH PASADENA	4	0	4
KENNETH CITY	2	1	3
TIERRA VERDE	0	2	2
BELLEAIR BLUFFS	1	0	1
REDINGTON BEACH	2	0	2
BELLEAIR	1	0	1
CLEARWATER BEACH	2	0	2
MADEIRA BEACH	1	0	1
N. REDINGTON BEACH	1	0	1
<b>SUBTOTAL</b>	<b>939</b>	<b>272</b>	<b>1211</b>
<b>OTHER*</b>			<b>240</b>
<b>TOTAL</b>			<b>1451</b>

ZIP CODES								
LOCATION	ZIP CODE	COUNT	LOCATION	ZIP CODE	COUNT	LOCATION	ZIP CODE	COUNT
ST. PETERSBURG	33712	68	ST. PETERSBURG	33703	19	ST. PETERSBURG	33715	10
ST. PETERSBURG	33705	66	GULFPORT	33707	30	ST. PETERSBURG	33762	6
ST. PETERSBURG	33711	60	CLEARWATER	33764	29	INDIAN ROCKS BEACH	33785	6
LARGO	33771	45	LARGO	33770	25	TARPON SPRINGS	34688	13
PINELLAS PARK	33781	59	ST. PETERSBURG	33702	34	CLEARWATER	33761	11
ST. PETERSBURG	33701	37	OLDSMAR	34677	25	ST. PETERSBURG	33716	5
DUNEDIN	34698	42	ST. PETERSBURG	33714	27	PALM HARBOR	34682	2
CLEARWATER	33755	32	LARGO	33778	22	CLEARWATER	33758	15
CLEARWATER	33756	36	CLEARWATER	33765	19	PALM HARBOR	34681	1
ST. PETERSBURG	33709	38	ST. PETE BEACH	33706	14	CLEARWATER	33767	3
ST. PETERSBURG	33713	40	SEMINOLE	33772	22	RIVERVIEW	33579	1
PALM HARBOR	34683	29	SEMINOLE	33776	12	TAMPA	33619	1
TARPONS SPRINGS	34689	30	SEMINOLE	33777	15	ST. PETERSBURG	33753	1
ST. PETERSBURG	33710	36	PINELLAS PARK	33773	13	PINELLAS PARK	33780	1
PINELLAS PARK	33760	34	PALM HARBOR	34684	19	PINELLAS PARK	34666	1
PINELLAS PARK	33782	29	ST. PETERSBURG	33704	12	<b>TOTAL</b>		<b>1211</b>
CLEARWATER	33759	28	MADEIRA BEACH	33708	18			
LARGO	33774	22	CLEARWATER	33763	15			
SAFETY HARBOR	34695	23	PALM HARBOR	34685	10			

The table above lists where the accepted APAD participants live ranked by zip code volume.

The table above shows where the APAD participants live and compares municipalities to respective unincorporated areas.

\*Other includes: no address, listed as transient, or lives outside Pinellas County where the address could not be validated by the geo-coding software. This data is for January 1, 2018 -- December 31, 2018.

## RACE SCREENED CANDIDATES (ALL AGENCIES)

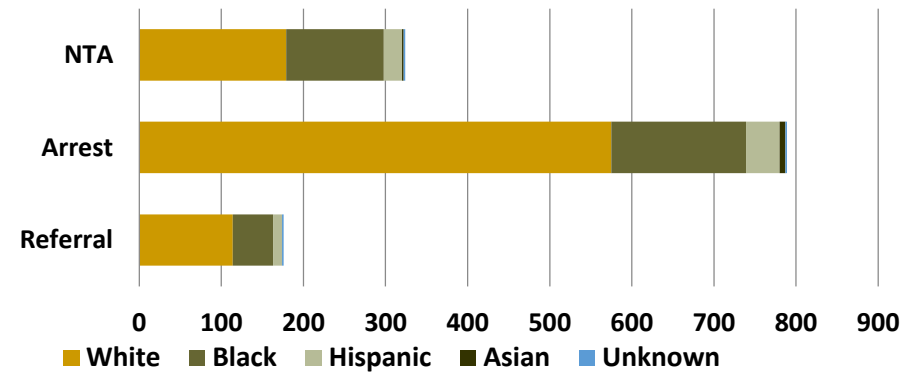
### Ineligible

	Referral	Arrest	NTA	Total	
White	114	575	179	868	67%
Black	49	164	119	332	26%
Hispanic	11	41	22	74	6%
Asian	0	7	2	9	1%
Unknown	2	2	2	6	0.5%
<b>Total</b>	<b>176</b>	<b>789</b>	<b>324</b>	<b>1289</b>	
	14%	61%	25%		<b>100%</b>

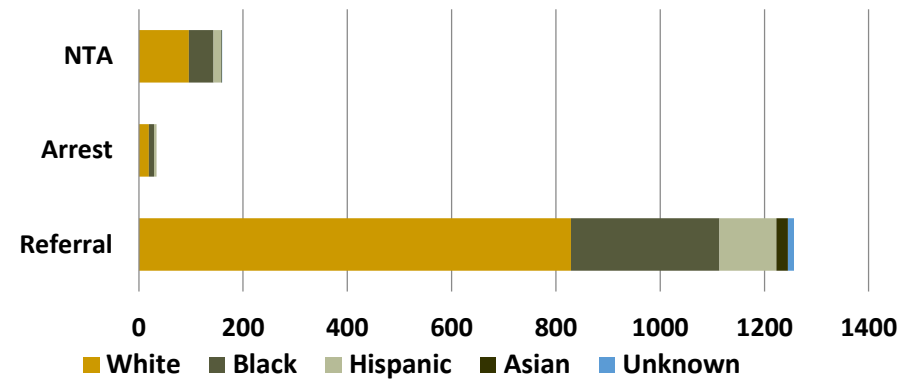
Total - 2740

### Accepted

	Referral	Arrest	NTA	Total	
White	829	19	96	944	65%
Black	285	10	47	342	24%
Hispanic	109	5	15	129	9%
Asian	22	0	1	23	2%
Unknown	12	0	1	13	1%
<b>Total</b>	<b>1257</b>	<b>34</b>	<b>160</b>	<b>1451</b>	
	87%	2%	11%		<b>100%</b>



**47% of all screened were ineligible.**



**53% of all screened were accepted.**

# GENDER SCREENED CANDIDATES (ALL AGENCIES)

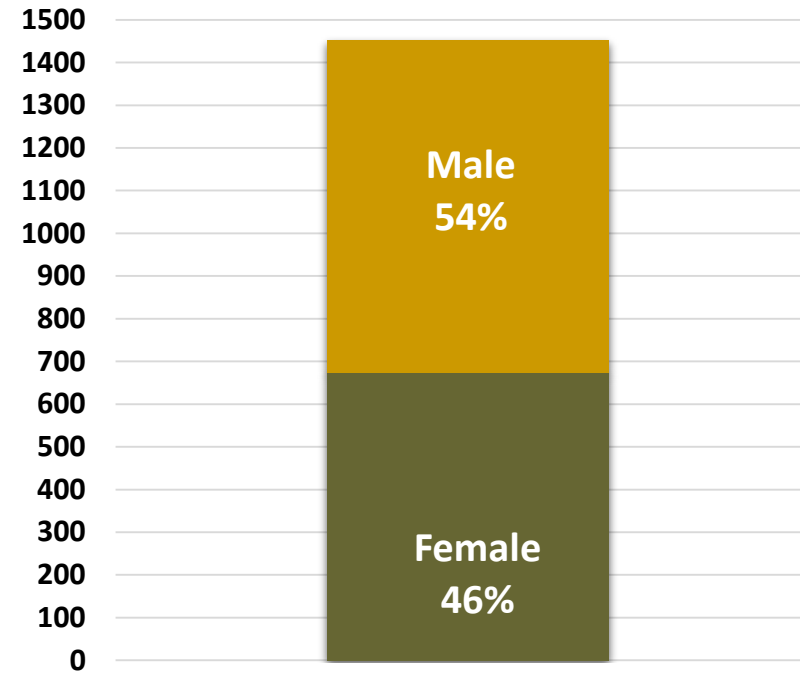
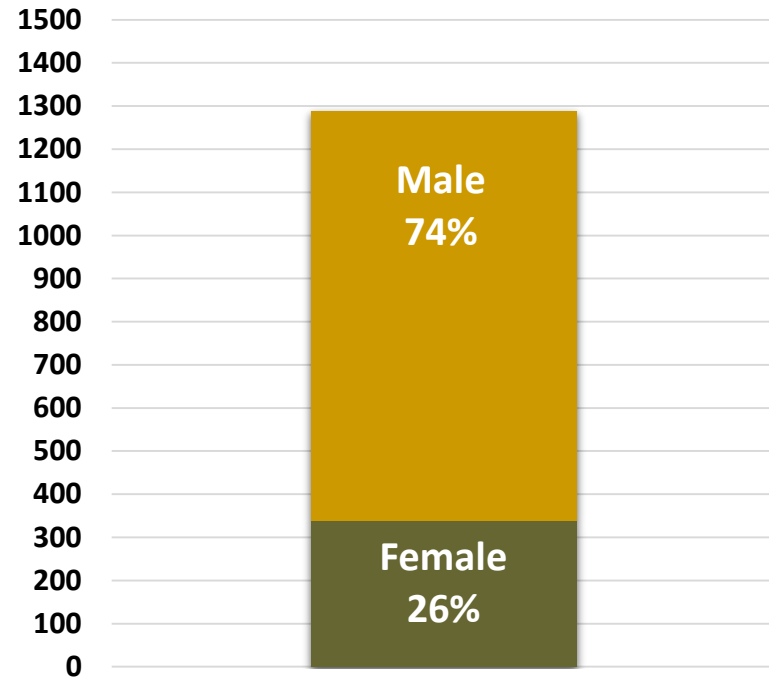
## Ineligible

Female	Male	Total
339	950	1289

Total - 2740

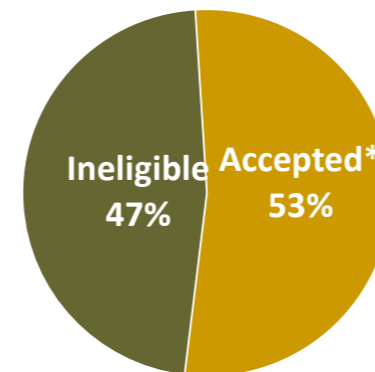
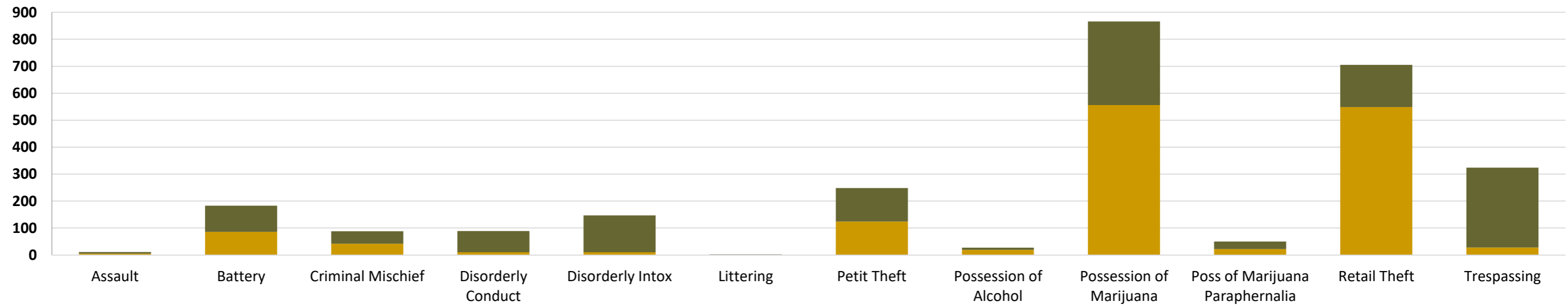
## Accepted

Female	Male	Total
673	778	1451



### ELIGIBLE OFFENSES (ALL AGENCIES)

Offense	Ineligible		Accepted*		Total	
Assault	6	0.5%	5	0.3%	11	0.4%
Battery	97	8%	86	6%	183	7%
Criminal Mischief	46	4%	42	3%	88	3%
Disorderly Conduct	79	6%	10	1%	89	3%
Disorderly Intox	137	11%	10	1%	147	5%
Littering	2	0.2%	0	0%	2	0.1%
Petit Theft	124	10%	124	9%	248	9%
Possession of Alcohol	8	0.6%	19	1%	27	1%
Possession of Marijuana	310	24%	556	38%	866	32%
Poss of Marijuana Paraphernalia	28	2%	22	2%	50	2%
Retail Theft	156	12%	549	38%	705	26%
Trespassing	296	23%	28	2%	324	12%
<b>Total</b>	<b>1289</b>	<b>100%</b>	<b>1451</b>	<b>100%</b>	<b>2740</b>	<b>100%</b>

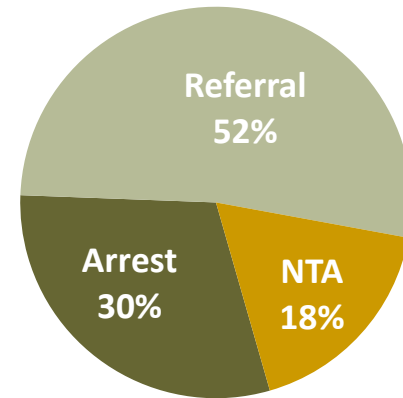
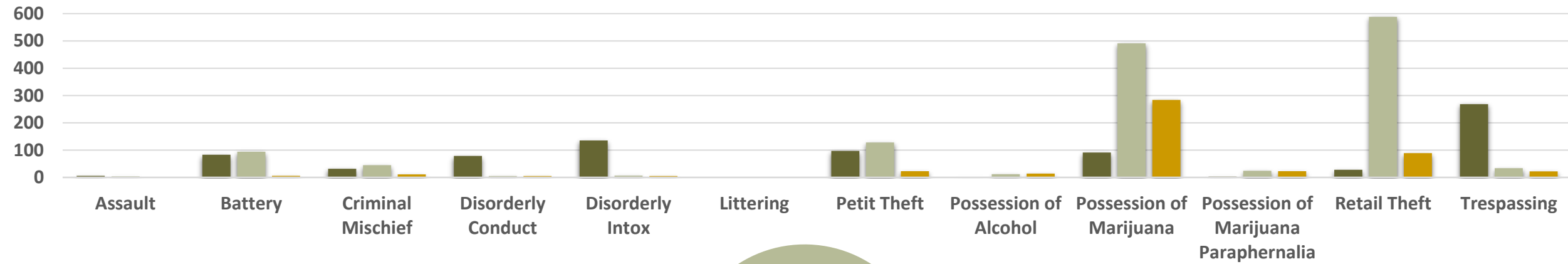


\*5 Participants on second diversion.



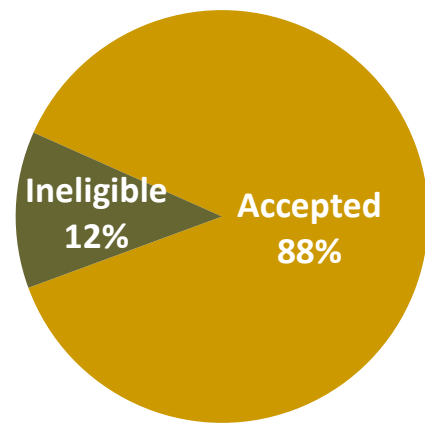
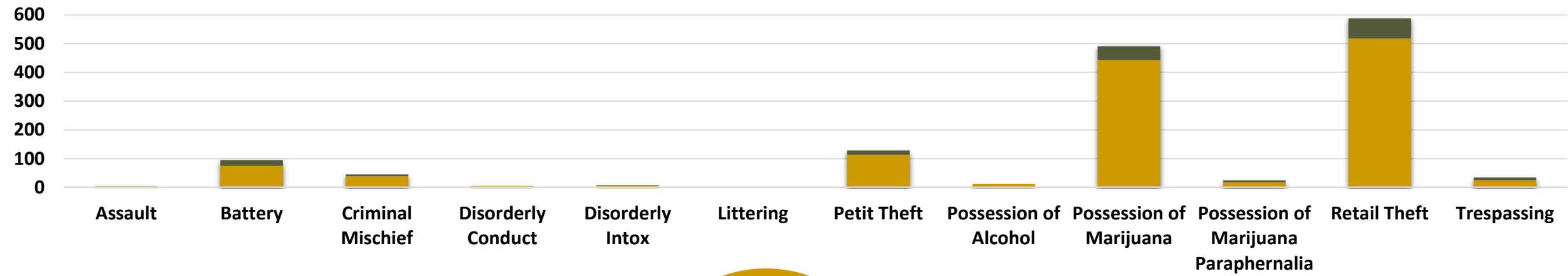
## LAW ENFORCEMENT ACTIVITY BY OFFENSE (ALL AGENCIES)

	Assault	Battery	Criminal Mischief	Disorderly Conduct	Disorderly Intox	Littering	Petit Theft	Possession of Alcohol	Possession of Marijuana	Possession of Marijuana Paraphernalia	Retail Theft	Trespassing	Total	
Arrest	6	83	32	79	135	0	97	1	91	3	28	268	823	30%
Referral	4	94	45	5	7	1	128	12	491	24	588	34	1433	52%
NTA	1	6	11	5	5	1	23	14	284	23	89	22	484	18%
<b>Total</b>	<b>11</b>	<b>183</b>	<b>88</b>	<b>89</b>	<b>147</b>	<b>2</b>	<b>248</b>	<b>27</b>	<b>866</b>	<b>50</b>	<b>705</b>	<b>324</b>	<b>2740</b>	<b>100%</b>
	0.4%	7%	3%	3%	5%	0.1%	9%	1%	32%	2%	26%	12%		



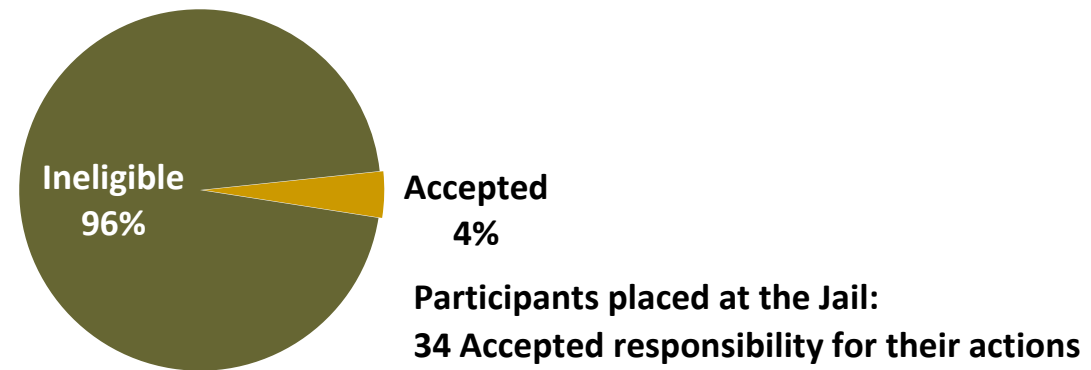
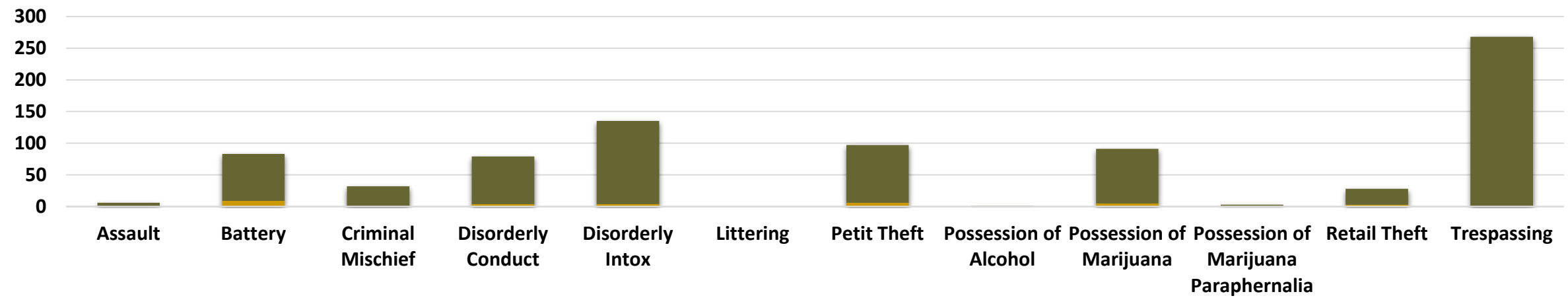
## REFERRAL BY OFFENSE - LAW ENFORCEMENT (ALL AGENCIES)

	Assault	Battery	Criminal Mischief	Disorderly Conduct	Disorderly Intox	Littering	Petit Theft	Possession of Alcohol	Possession of Marijuana	Possession of Marijuana Paraphernalia	Retail Theft	Trespassing	Total	
Accepted	4	75	38	5	6	0	113	12	443	18	518	25	1257	88%
Ineligible	0	19	7	0	1	1	15	0	48	6	70	9	176	12%
<b>Total</b>	4 0.3%	94 7%	45 3%	5 0.3%	7 0.5%	1 0.1%	128 9%	12 1%	491 34%	24 2%	588 41%	34 2%	<b>1433</b>	<b>100%</b>



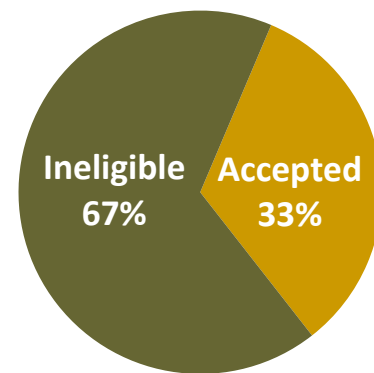
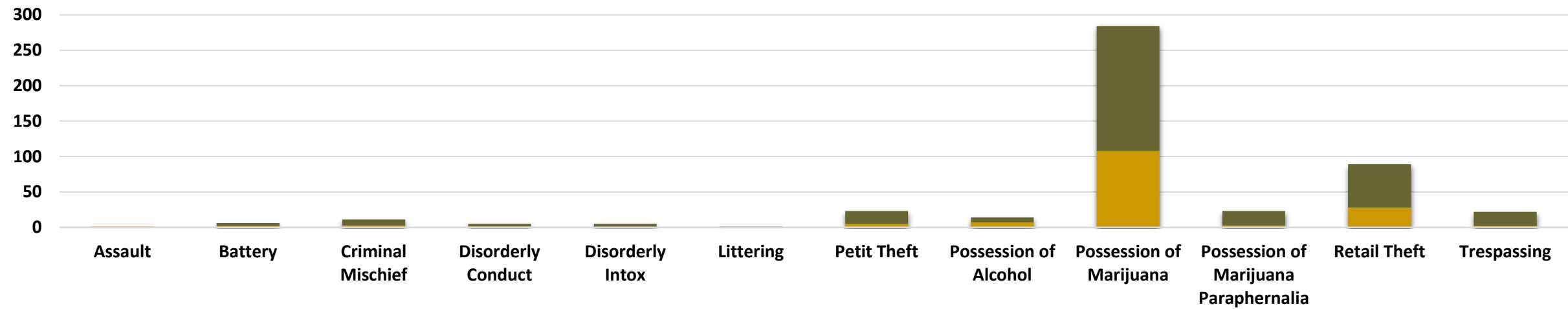
## ARREST BY OFFENSE - APAD REVIEW PRE-BOOKING (ALL AGENCIES)

	Assault	Battery	Criminal Mischief	Disorderly Conduct	Disorderly Intox	Littering	Petit Theft	Possession of Alcohol	Possession of Marijuana	Possession of Marijuana Paraphernalia	Retail Theft	Trespassing	Total	
Accepted	0	9	1	4	4	0	6	0	5	1	3	1	34	4%
Ineligible	6	74	31	75	131	0	91	1	86	2	25	267	789	96%
<b>Total</b>	6	83	32	79	135	0	97	1	91	3	28	268	<b>823</b>	<b>100%</b>
	0.7%	10%	4%	10%	16%	0%	12%	0.1%	11%	0.4%	3%	33%		



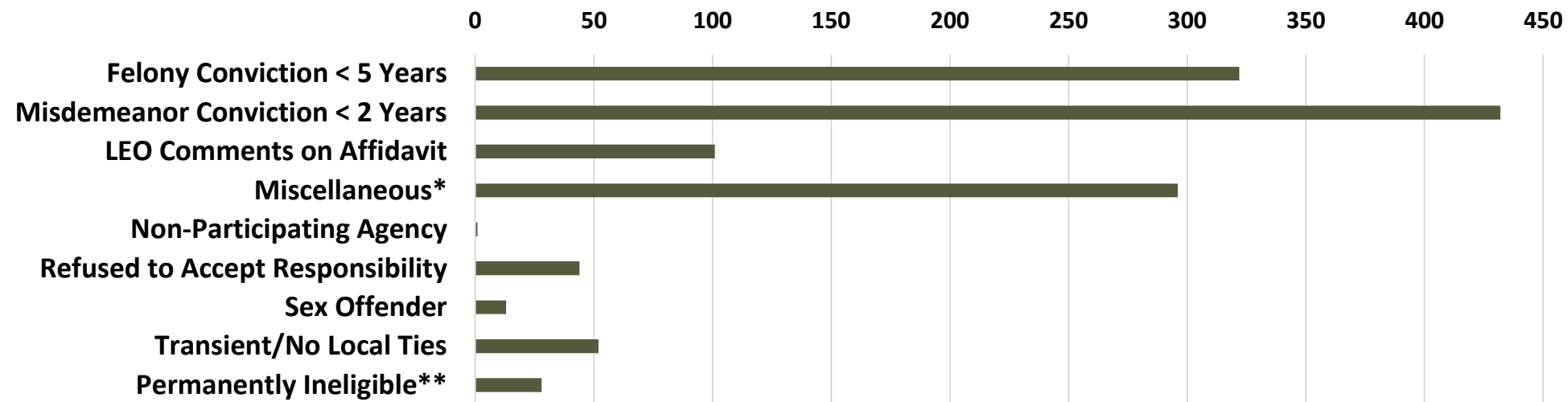
## NOTICE TO APPEAR BY OFFENSE - APAD REVIEW PRE-CASE ASSIGNMENT (ALL AGENCIES)

	Assault	Battery	Criminal Mischief	Disorderly Conduct	Disorderly Intox	Littering	Petit Theft	Possession of Alcohol	Possession of Marijuana	Possession of Marijuana Paraphernalia	Retail Theft	Trespassing	Total	
Accepted	1	2	3	1	0	0	5	7	108	3	28	2	160	33%
Ineligible	0	4	8	4	5	1	18	7	176	20	61	20	324	67%
<b>Total</b>	<b>1</b>	<b>6</b>	<b>11</b>	<b>5</b>	<b>5</b>	<b>1</b>	<b>23</b>	<b>14</b>	<b>284</b>	<b>23</b>	<b>89</b>	<b>22</b>	<b>484</b>	<b>100%</b>
	0.2%	1%	2%	1.0%	1%	0.2%	5%	3%	59%	5%	18%	5%		



## REASON FOR INELIGIBILITY DURING SCREENING (ALL AGENCIES)

REASON FOR INELIBILITY	TOTAL	
Felony Conviction < 5 Years	322	25%
Misdemeanor Conviction < 2 Years	432	34%
LEO Comments on Affidavit	101	8%
Miscellaneous*	296	23%
Non-Participating Agency	1	0.1%
Refused to Accept Responsibility	44	3%
Sex Offender	13	1%
Transient/No Local Ties	52	4%
Permanently Ineligible**	28	2%
<b>Total</b>	<b>1289</b>	<b>100%</b>

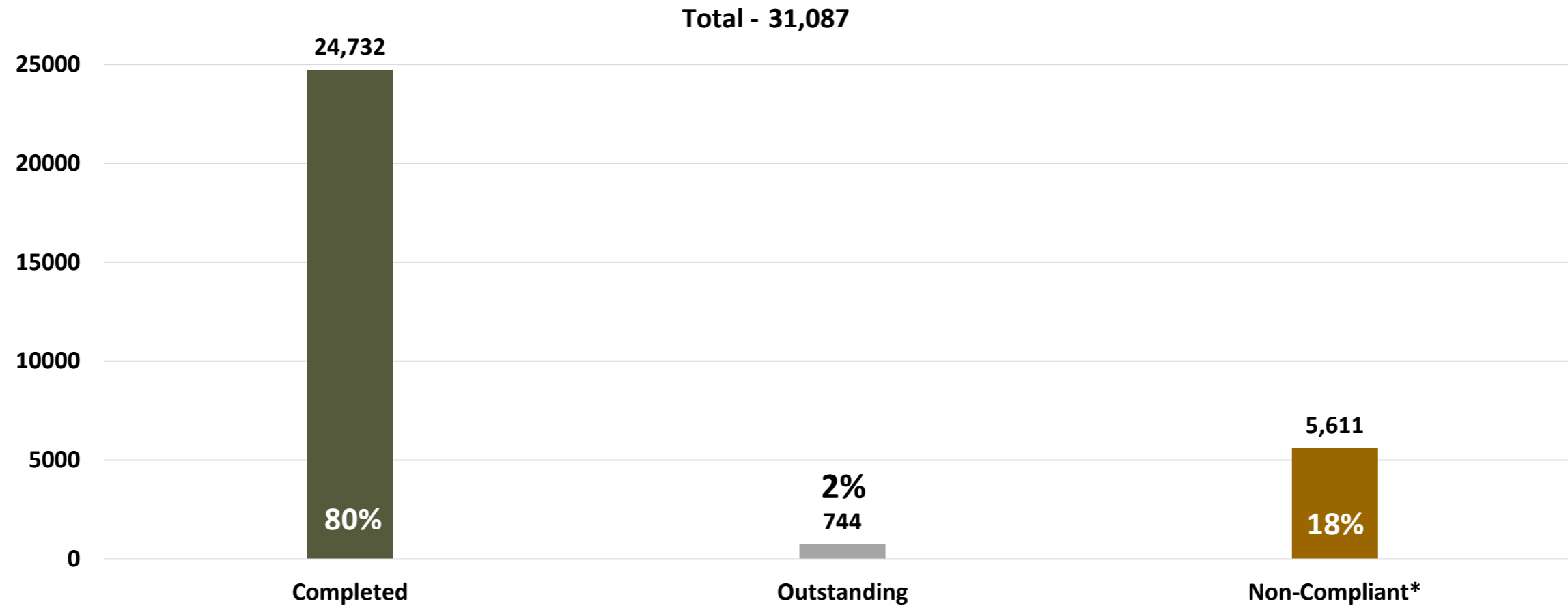


\*Includes: addition of ineligible offense, warrants, extensive criminal history, unable to establish contact.

\*\*Includes: any participant who fails to complete any program requirement or any person who is precluded from the program based on eligibility criteria.

## COMMUNITY SERVICE HOURS (ALL AGENCIES)

Completed	24,732
Outstanding	744
Non-Compliant*	5,611
<b>Total</b>	<b>31,087</b>



\*240 Participants failed to complete their 24 or 32 hours of community service (1st or 2nd diversion)

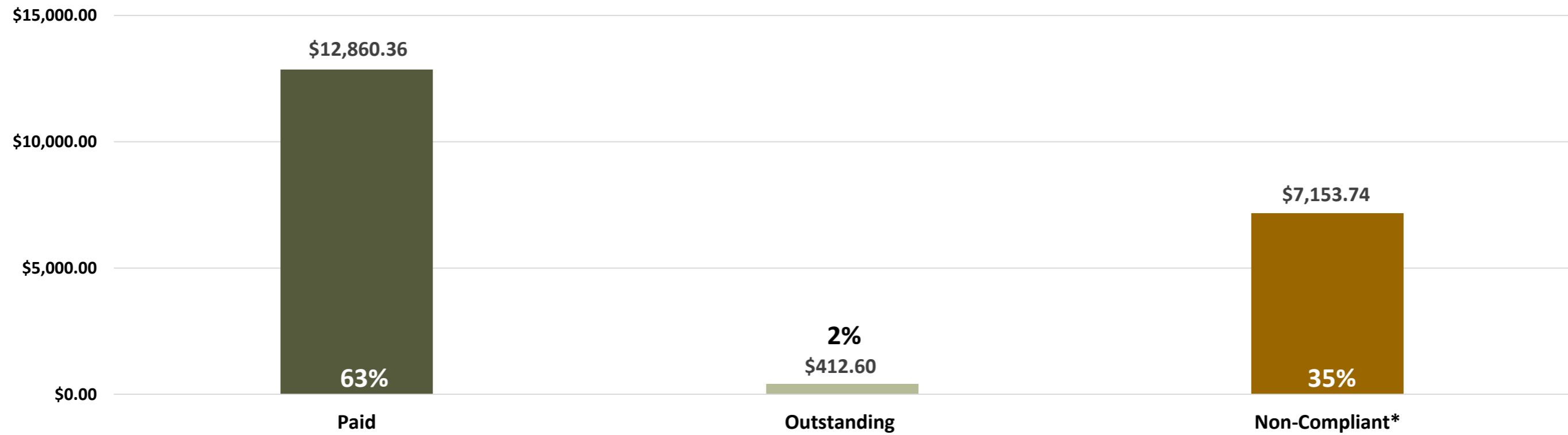
## RESTITUTION (ALL AGENCIES)

Offense	Qty	Paid	Total
Criminal Mischief	25	\$7,219.45	56%
Petit Theft	25	\$2,181.32	17%
Retail Theft	62	\$3,459.59	27%
<b>Total</b>	<b>112</b>	<b>\$12,860.36</b>	<b>100%</b>

Offense	Qty	Outstanding	Total
Criminal Mischief	0	\$0.00	0%
Petit Theft	2	\$245.60	60%
Retail Theft	1	\$167.00	40%
<b>Total</b>	<b>3</b>	<b>\$412.60</b>	<b>100%</b>

Offense	Qty	Non-Compliant	Total
Criminal Mischief	19	\$4,900.00	68%
Petit Theft	12	\$700.24	10%
Retail Theft	30	\$1,553.50	22%
<b>Total</b>	<b>61</b>	<b>\$7,153.74</b>	<b>100%</b>

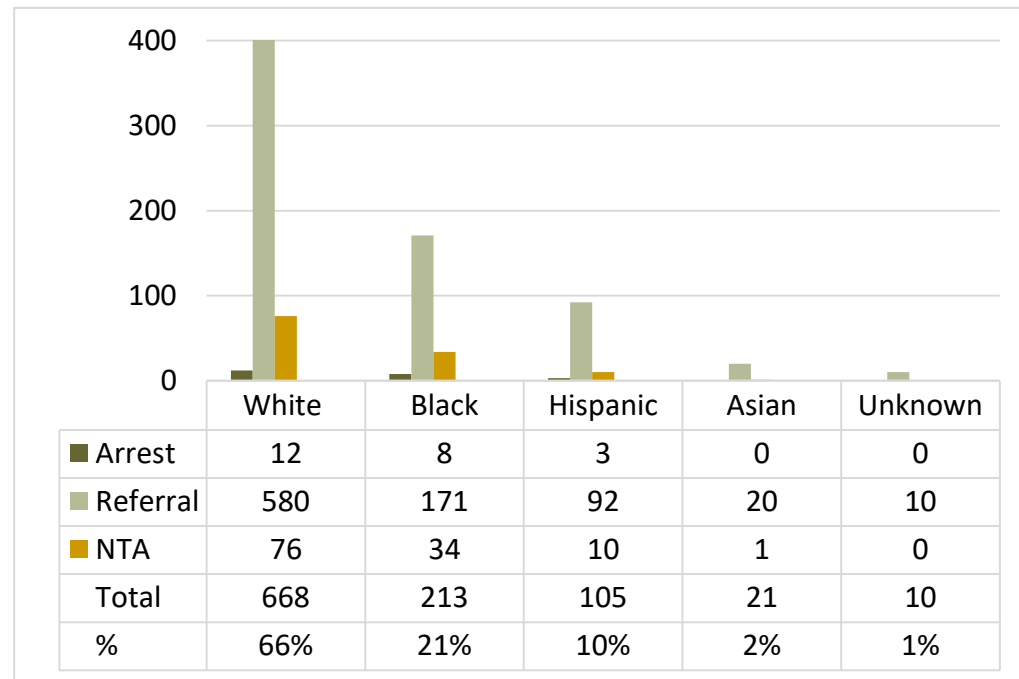
**TOTAL - \$20,426.70**



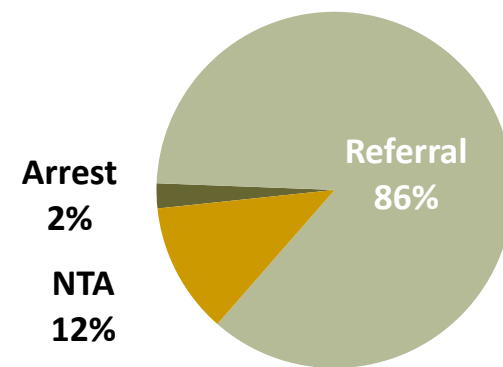
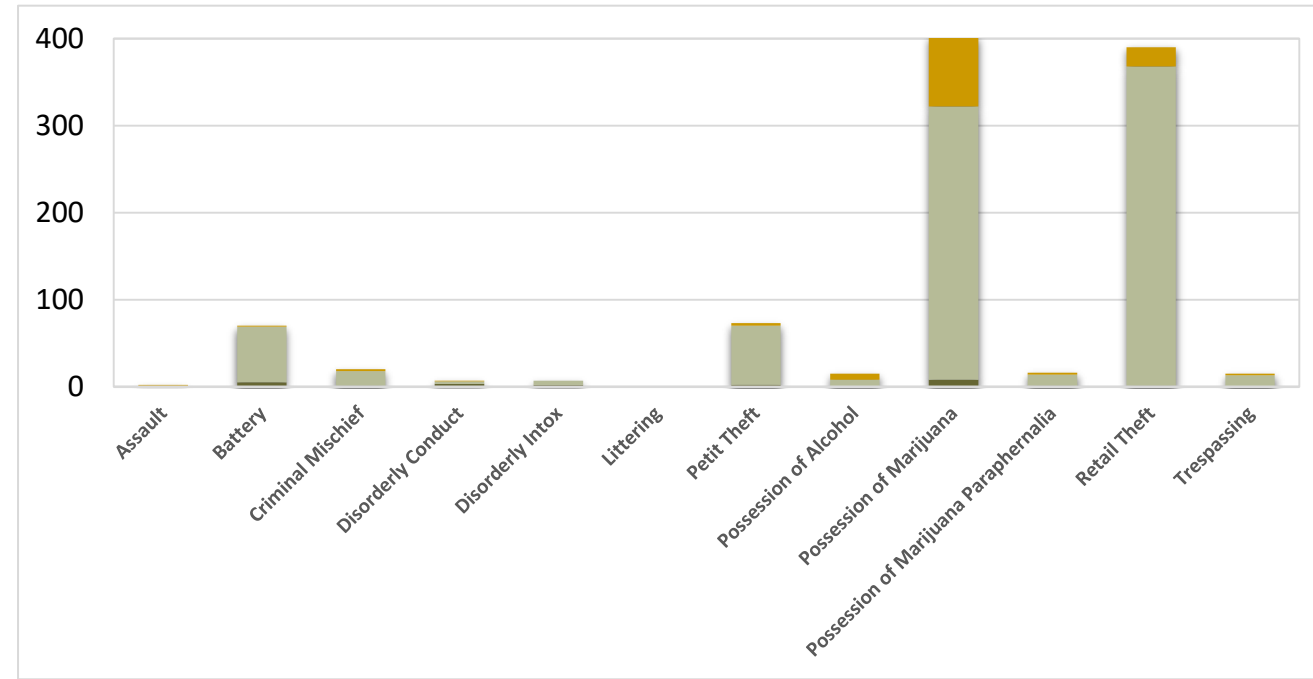
\* 27 participants failed to complete restitution and are now permanently ineligible.  
 \$800 was the largest single amount not paid by a non-compliant participant.

## SUCCESSFUL PROGRAM COMPLETIONS (ALL AGENCIES)

	Assault	Battery	Criminal Mischief	Disorderly Conduct	Disorderly Intox	Littering	Petit Theft	Possession of Alcohol	Possession of Marijuana	Possession of Marijuana Paraphernalia	Retail Theft	Trespassing	Total	
Arrest	0	5	1	3	2	0	2	0	8	1	1	0	23	2%
Referral	1	64	17	3	5	0	68	8	314	13	367	13	873	86%
NTA	1	1	2	1	0	0	3	7	80	2	22	2	121	12%
<b>Total</b>	<b>2</b>	<b>70</b>	<b>20</b>	<b>7</b>	<b>7</b>	<b>0</b>	<b>73</b>	<b>15</b>	<b>402</b>	<b>16</b>	<b>390</b>	<b>15</b>	<b>1017</b>	<b>100%</b>
	0.2%	7%	2%	1%	1%	0%	7%	2%	40%	2%	38%	2%		



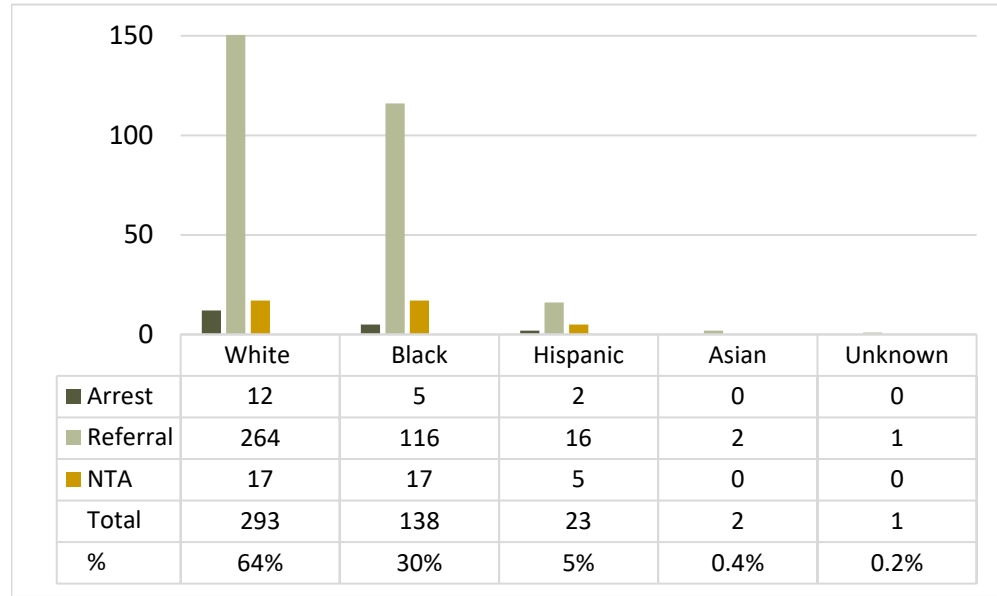
**Total - 1,017**



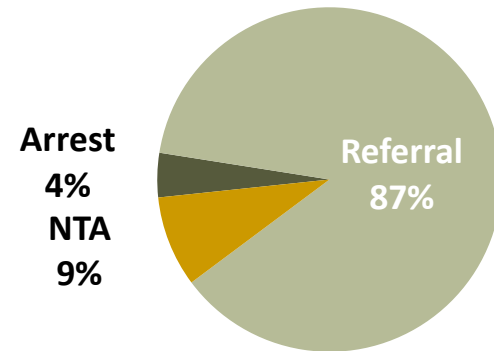
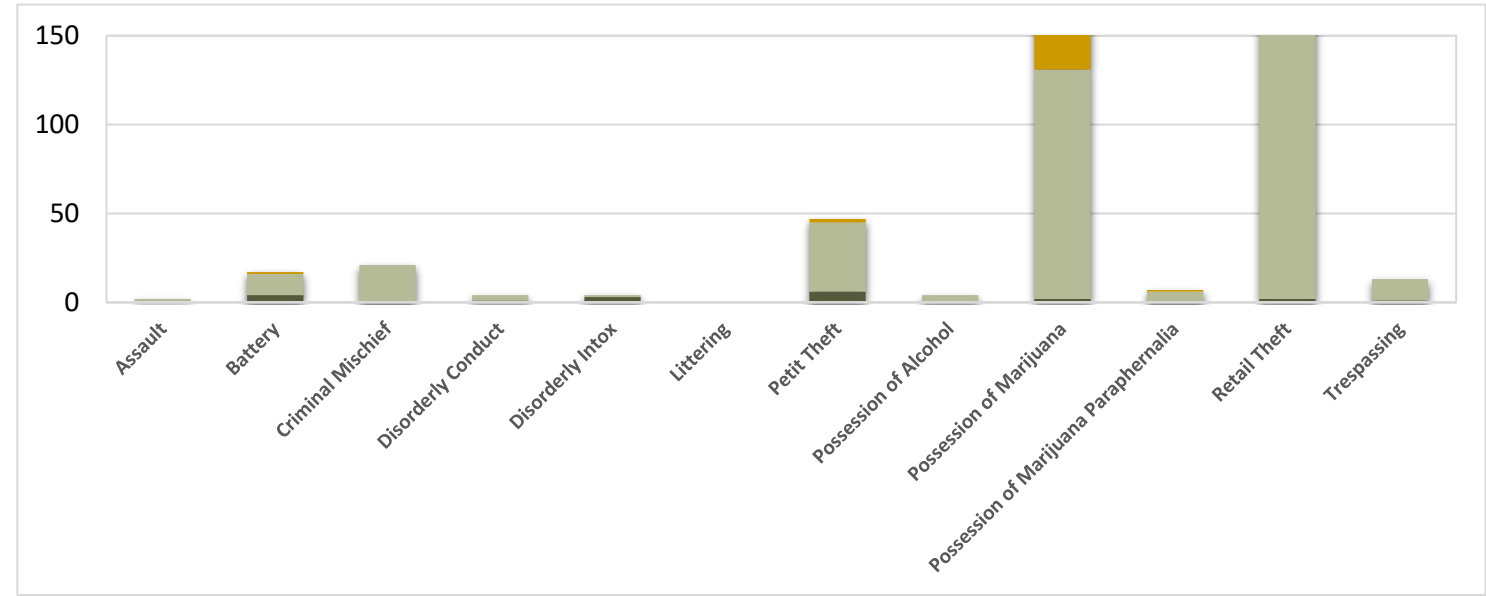


## UNSUCCESSFUL PROGRAM COMPLETIONS DUE TO NON-COMPLIANCE (ALL AGENCIES)

	Assault	Battery	Criminal Mischief	Disorderly Conduct	Disorderly Intox	Littering	Petit Theft	Possession of Alcohol	Possession of Marijuana	Possession of Marijuana Paraphernalia	Retail Theft	Trespassing	Total	
Arrest	0	4	0	1	3	0	6	0	2	0	2	1	19	4%
Referral	2	12	21	3	1	0	39	4	129	6	170	12	399	87%
NTA	0	1	0	0	0	0	2	0	30	1	5	0	39	9%
<b>Total</b>	<b>2</b>	<b>17</b>	<b>21</b>	<b>4</b>	<b>4</b>	<b>0</b>	<b>47</b>	<b>4</b>	<b>161</b>	<b>7</b>	<b>177</b>	<b>13</b>	<b>457</b>	<b>100%</b>
	0.4%	4%	5%	1%	1%	0%	10%	1%	35%	2%	39%	3%		



**Total - 457**





**Sheriff Bob Gualtieri**  
**Pinellas County Sheriff's Office**

**APAD**

**Deputy / Officer Patterns for Non-Diverted Subjects**  
**January 1, 2018 – December 31, 2018**

**823 Arrests of Eligible Offenses:**

✓ 34 (4%) were diverted by APAD at Jail Pre-Booking.

34 for Accepting Responsibility.

No meaningful LEO patterns were identified.

**484 Notice to Appears (NTA) of Eligible Offenses:**

✓ 160 (33%) were diverted by APAD prior to case assignment by Clerk of Court.

✓ No meaningful LEO patterns were identified.

*"Leading The Way For A Safer Pinellas"*



## **Sheriff Bob Gualtieri Pinellas County Sheriff's Office**

### **PERMANENTLY INELIGIBLE DUE TO NON-COMPLIANCE January 1, 2018 – December 31, 2018**

- 1451 Total Accepted Participants**
  
- 457 or 31% of the 1451 made Permanently Ineligible:**
  - ✓ 57% Failed to Complete Community Service
  - ✓ 30% Failed to Report
  - ✓ 7% Committed a New Offense
  - ✓ 6 % Failed to Pay Restitution
  
- 139 or 10% of the 1451 Returned to the Referring Agency for Prosecution**

*"Leading The Way For A Safer Pinellas"*