

Student Email Activations, ODel & Moodle

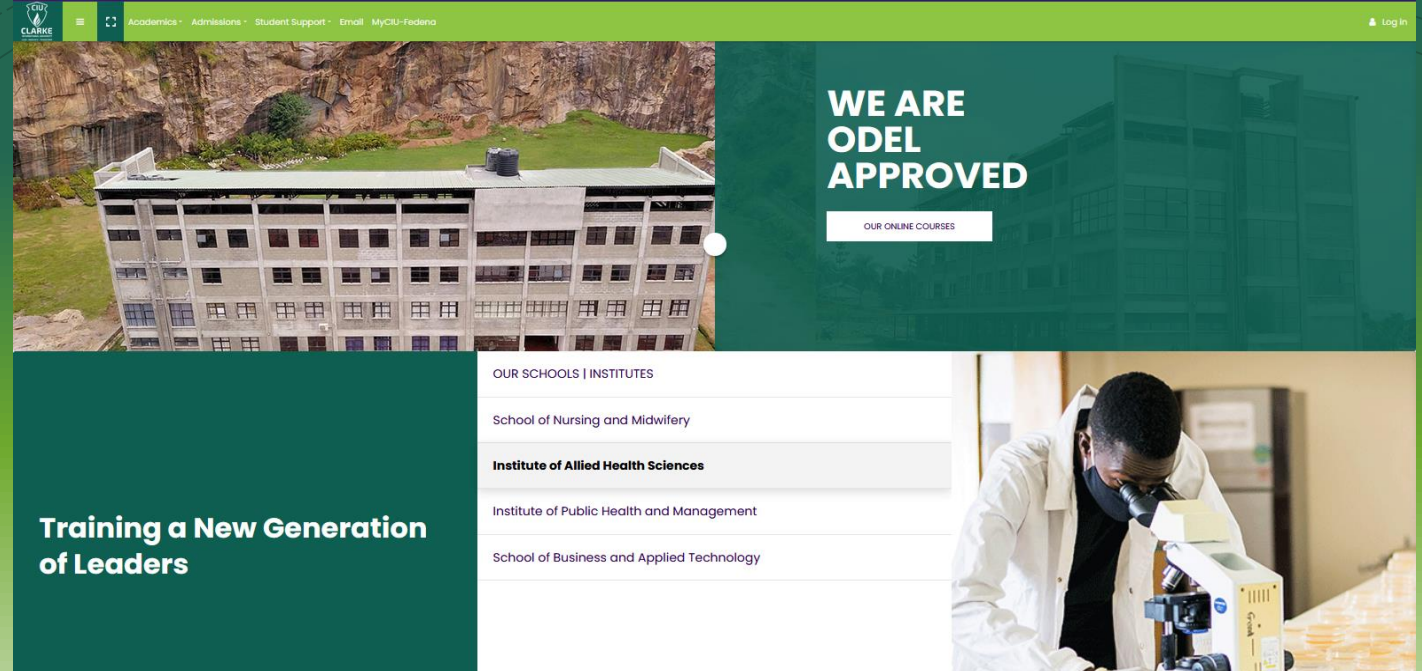
CIU ICT Dept

For Help;

- rasiimwe@ciu.ac.ug
- ict@ciu.ac.ug

ODEl

Sign in, Account Creation, AND
Confirmation (Through Gmail Acc)



The screenshot shows the CIU ODEl website. At the top, there is a navigation bar with links for Academics, Admissions, Student Support, Email, and MyCIU-Fedena. The main header features a large image of a modern building with the text "WE ARE ODEL APPROVED" and a button for "OUR ONLINE COURSES". Below this, there is a section titled "Training a New Generation of Leaders" with a list of schools and institutes: School of Nursing and Midwifery, Institute of Allied Health Sciences, Institute of Public Health and Management, and School of Business and Applied Technology. To the right, there is an image of a scientist in a white lab coat looking through a microscope.

Steps to Creating ODEl Account

1. Open a browser(**Firefox, Chrome, Safari... etc.**)
 2. Type in **odel.ciu.ac.ug**
 3. **CREATE** an Account by Clicking on
“Sign In With CIU EMAIL”
 4. **SELECT** Your CIU Email
 - **E.g. s.test@student.ciu.ac.ug**
 - **Or Select “Use Another Account” to Type fill in email**
- ✓ **Confirm** account **THROUGH** your **Gmail App** In your **student email**





WE ARE ODEL APPROVED

OUR ONLINE COURSES

Training a New Generation of Leaders

- OUR SCHOOLS | INSTITUTES**
- School of Nursing and Midwifery
 - Institute of Allied Health Sciences
 - Institute of Public Health and Management





CLARKE
INTERNATIONAL UNIVERSITY
LEAD · INNOVATE · TRANSFORM

Sign In

Remember username

[Forgot Password?](#)

Log In

Log in using your account on:

Follow Us



Welcome to the CIU ODEL Platform

If it is your first time accessing the platform

Click the link below for instructions on how to create your account

[ODEL Self Help Guide Document](#)



You are not logged in.


[Log Out](#)
[Account Information](#)
[My Profile](#)
[My Courses](#)


Already **Signed in** to Email?
SELECT the Email address

THEN,
You'll be redirected to your
ODEL Page/Dashboard

Sign in with Google

Choose an account
to continue to [ciu-odel](#)

 test signon Signed out
s.test@student.ciu.ac.ug

 Use another account

To continue, Google will share your name, email address, language preference, and profile picture with ciu-odel.

English (United States) Help Privacy Terms

NOT Signed in?
SELECT "Use another account"

Then Type your University Email
As Show in the Next Slide

Sign in with Google

Sign in

to continue to [ciu-odel](#)

Email or phone


[Forgot email?](#)

[Create account](#) [Next](#)

English (United States) Help Privacy Terms

Sign in with Google

Hi test

 s.test@student.ciu.ac.ug

Enter your password

Show password

[Forgot password?](#) [Next](#)

English (United States) Help Privacy Terms



CIU ODeL Platform

Home / Confirm your account

An email should have been sent to your address at s.test@student.ciu.ac.ug
It contains easy instructions to complete your registration.
If you continue to have difficulty, contact the site administrator.

Continue



Follow Us



Search in emails

Inbox

- Gmail Team** 13:04
Tips for using your new inbox
Welcome to your inbox Find emails fast With the power of Google Se... ☆
- Gmail Team** 13:04
Get the official Gmail app
Get the official Gmail app The best features of Clarke International U... ☆
- eRyte Admin (via CIU-eLearning)** 13:04
CIU ODeL Platform: account confirmation
Hi test new odel, A new account has been requested at 'CIU ODeL Pl... ☆

Compose

Reply Reply all Forward

13:13

CIU ODeL Platform: account confirmation Inbox ☆

eRyte Admin (via CIU-eLearning) 13:04
to me

Hi test new odel,

A new account has been requested at 'CIU ODeL Platform' using your email address.

To confirm your new account, please go to this web address:

<https://odel.ciu.ac.ug/auth/oauth2/confirm-account.php?token=CHwTvkFzDoneCA7&username=s.test%40student.ciu.ac.ug>

In most mail programs, this should appear as a blue link which you can just click on. If that doesn't work, then cut and paste the address into the address line at the top of your web browser window.

If you need help, please contact the site administrator,
Admin User

If you did not do this, someone else could be trying to compromise your account. Please contact the site administrator immediately.

Compose Reply Reply all Forward

odel.ciu.ac.ug/auth/oauth2/confirm

CLARKE test new odel

CIU ODeL Platform

Dashboard / Your registration has been confirmed

Thanks, test new odel

Your registration has been confirmed

Courses

Follow Us

- f
- t
- in
- ig
- YouTube

Powered by eRyte Ltd
CIU ODeL Platform © 2022. All rights reserved.

You are logged in as test new odel (Log out)
Data retention summary
Get the mobile app
Switch to the standard theme




CIU-eLearning: Dashboard

Customise this page

Course overview

▼ All (except removed from view) ▾

Course name ▾ Card ▾



No courses

Timeline

🕒 ▾

📅 ▾



No upcoming activities due

Upcoming events

There are no upcoming events
Go to calendar...

Calendar

January 2022

Mon	Tue	Wed	Thu	Fri	Sat	Sun
					1	2
3	4	5	6	7	8	9
10	11	12	13	14	15	16
17	18	19	20	21	22	23
24	25	26	27	28	29	30

Edwiser RemUI block

Course Analytics

Select a Course ▾



CIU-eLearning: Dashboard

YOUR COURSE UNITS AFTER ENROLMENT

Course overview

All (except removed from view)


Course name Card

Short Courses
General Student Orientation Program

Training
Gradebook Training

Edwiser RemUI block

Course Analytics



No upcoming activities due

Upcoming events

There are no upcoming events
Go to calendar...

Calendar

January 2022

Mon	Tue	Wed	Thu	Fri	Sat	Sun
					1	2
3	4	5	6	7	8	9
10	11	12	13	14	15	16
17	18	19	20	21	22	23
24	25	26	27	28	29	30
						31

Online users



Moodle App

SIGN IN OR SIGN UP

STEPS TO INSTALLING AND USING MOODLE

1. Go to **PLAYSTORE/APP STORE**
2. Type **MOODLE** and Tap **Install**
3. Open the **Moodle App**
4. Type in **odel.ciu.ac.ug** as the site you want to connect to
5. **SELECT**
“Sign in with CIU Email”


NOTE THAT; You can **CREATE** an ODel account on Moodle App by Selecting **“USE ANOTHER ACCOUNT”**
You will be Prompted to **Type in your Student Email AND Password**
THEN CIU ODEL PLATFORM:Account Confirmation Mail FROM eRyte Admin will be sent to your Student Email Then **CLICK the Link**



Connect to Moodle

Your site
odel.ciu.ac.ug

Please select your site:

 Connect to your site
odel.ciu.ac.ug

[Need help?](#)


Log in

moodle

CIU ODeL Platform

https://odel.ciu.ac.ug


Username

Password 

LOG IN

[Forgotten your username or password?](#)

Log in using your account on:


 Sign in with CIU Email


Sign in with Google


Choose an account

to continue to [ciu-odel](#)


blackfoot





 **test signon**
s.test@student.ciu.ac.ug

OR

 Use another account

To continue, Google will share your name, email address, language preference, and profile picture with ciu-odel.

