

Celebrity Xpedition® Staterooms

Celebrity Xpedition

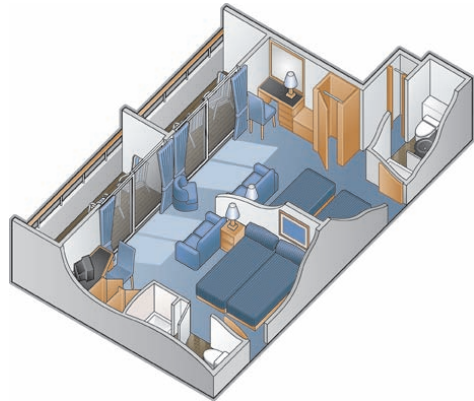


PS

Penthouse Suite

Stateroom: 460 sq ft Room: 503

- Two convertible lower beds and two non-convertible lower beds
- Floor-to-ceiling sliding glass doors with verandas
- Sitting area with sofa

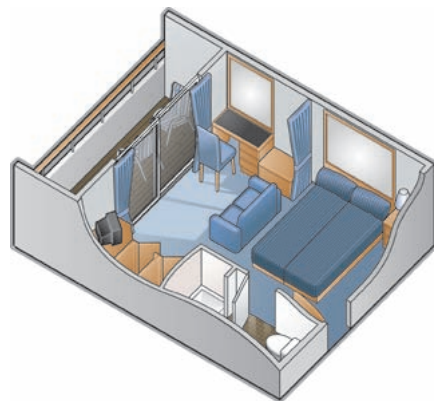


XS

Xpedition Suite

Stateroom: 230 sq ft Rooms: 501, 502, 504, 506-508

- Two convertible lower beds
- Floor-to-ceiling sliding glass doors with veranda
- Sitting area with sofa

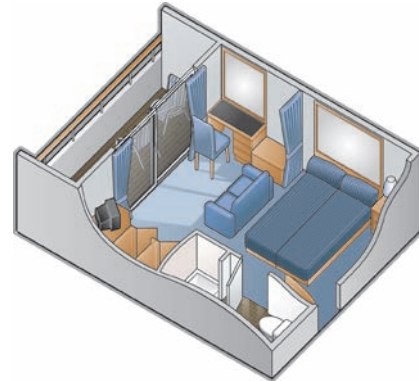


XJ

Junior Suite

Stateroom: 180 Room: 509

- Double bed*
- Floor-to-ceiling sliding glass doors with veranda
- sitting area with convertible junior sofa



Spacious Staterooms

All Celebrity Xpedition staterooms come standard with limited room service; priority check-in and departure; priority luggage delivery at boarding; duvet and pillow-top mattress; complimentary use of snorkel equipment and wetsuits; complimentary use of premium Frette® bathrobes; upgraded binoculars for use and available for purchase; television; direct-dial telephone; individual safe; binoculars; hair dryer; desk; thermostat-controlled air conditioning; complimentary room service; private refrigerator.

All staterooms have ocean views.

STATEROOM DIAGRAMS ARE NOT DRAWN TO SCALE



XP

Premium Stateroom

Located on Vista Deck

Stateroom: 160 sq ft Rooms: 401-420

- Two convertible lower beds
- Ocean View
- Sitting area

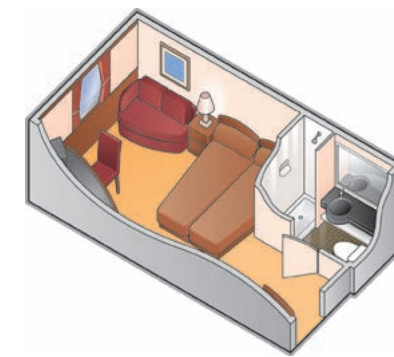


XD

Deluxe Stateroom

Stateroom: 160 Rooms: 301-314, 316

- Two convertible lower beds
- Ocean View
- Sitting area

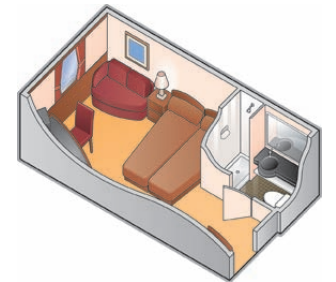


XO

Ocean View Stateroom

Stateroom: 145 sq ft Rooms: 315, 317, 318, 320

- Two convertible lower beds
- Ocean View
- Sitting area



Upgrading to the pleasures of a suite.

Nothing captures the feeling of being a star quite like traveling in a suite. Within these more spacious accommodations you'll revel in a wealth of personal niceties capable of transforming a cruise vacation into a completely indulgent, fully comprehensive experience. All suites come standard with all of the above, plus dinner with senior officer, private veranda, welcome champagne, daily fruit basket, daily hors d'oeuvres, pillow menu, and leather key holder. In short, a suite enhances the value of cruising like nothing else can.

*Double bed cannot be separated.
Furniture configuration shown may vary in staterooms with third - and fourth-guest capacity.
All measurements are approximate.

Celebrity Xpedition® Deck Plans

Celebrity Xpedition

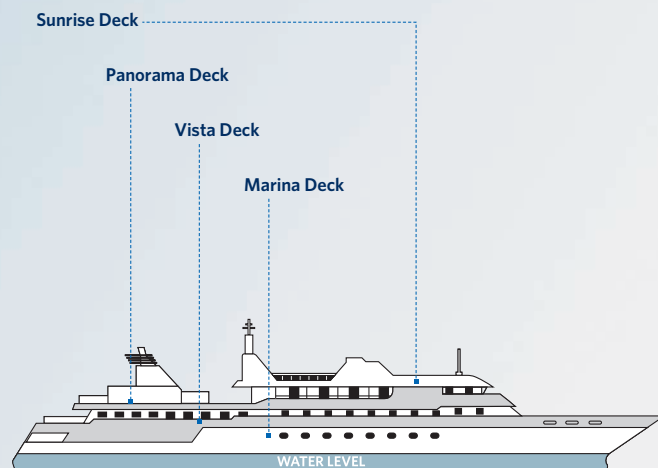


Highlights

- All-Inclusive
- Nightly Enrichment Lectures
- Discovery Lounge
- Darwin's Restaurant
- Beagle Grill
- Blue Finch Bar
- Sunrise deck
- Fitness Center

Ship Specifications

Occupancy: 92
 Tonnage: 2,842
 Length: 296 feet
 Beam: 49 feet
 Cruising Speed: 15 knots
 Electric Current: 220 AC/DC, 110 AC
 Ship's Registry: Ecuador



Above: Celebrity Xpedition.
 Left: Enjoying the hot tub; unwinding in the Blue Finch Bar.

New Smoking Policy

Celebrity Cruises has adopted a new policy on smoking that will result in a cleaner, fresher, and healthier environment on Celebrity's ships. Smoking is not permitted inside any stateroom or on any stateroom veranda. Cigarette smoking is limited to designated indoor and outdoor venues, while cigar and pipe smoking is allowed in designated outdoor spaces only.

DECK PLANS ARE NOT DRAWN TO SCALE

