

Use Enhanced Realtime Tools, Get Stronger Security and Create Deposition Video Clips With TextMap® 5.5

TextMap® 5.5 gives you a wide range of advantages as you identify and manage pivotal case testimony.

Manage Your Transcripts More Effectively with TextMap

With its intuitive design and powerful search engine, TextMap transcript management software helps you expedite the processing of case testimony.

TextMap creates a searchable database of your electronic transcripts. Just upload a transcript, and you can easily search, summarize, annotate, issue-code and attach notes to important passages.

You can also use TextMap to produce a variety of practical, polished reports and generate a single index covering multiple transcripts.

Why TextMap?

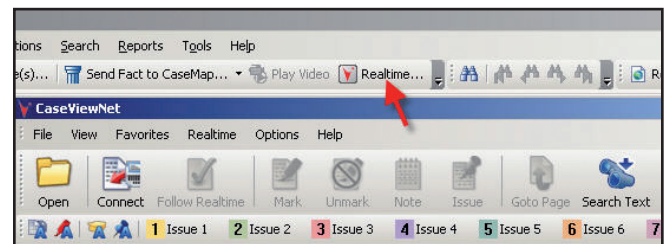
TextMap software enables you to:

- Save money ... TextMap comes at a fraction of the cost of other transcript management tools.
- Uncover key testimony faster, collaborate more effectively and summarize transcripts more easily
- Gain efficiency and impact in the courtroom with easy exhibit linking and synchronized video.

TextMap 5.5 Enhancements

TextMap 5.5 gives you enhanced realtime tools, added security, the ability to create and export video clips and more. Here's an overview of what you can do:

Launch the CaseViewNet™ viewer from the TextMap toolbar. Just click the **Realtime** button on the toolbar to launch the CaseViewNet viewer from Stenograph, L.L.C. The viewer now comes as an optional download with TextMap 5.5.



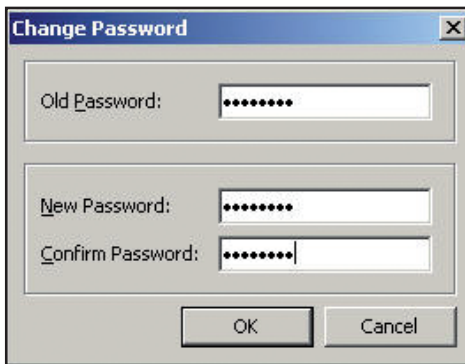
Click the Realtime button to launch CaseViewNet.

Through CaseViewNet, TextMap enables you to gain realtime access to testimony through a court reporter's private wireless network—or you can use a wired connection.

CaseViewNet Client software for legal professionals is available at no additional charge. There are no tokens to purchase, no royalties to pay and no compliance issues to worry about.

Password-protect your case with new Case Staff tools.

When you create a case, you can easily add staff members and password protection. When you add staff, the case file becomes accessible only to TextMap 5.5 users. Setting up passwords adds even more security.



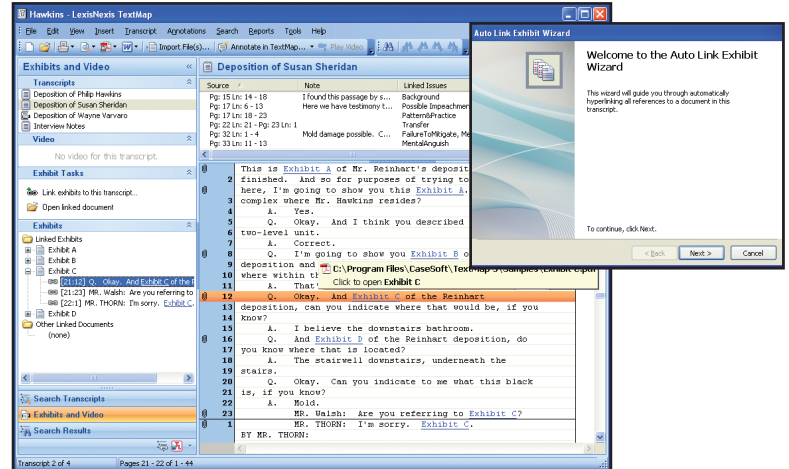
Password capabilities in TextMap 5.5 give you more security.

Create and export clips of deposition video.

See details on page 3.

Exhibit Linking, Powerful PDF Reports and More

With TextMap, you gain the benefit of fast and easy exhibit linking within case transcripts, plus PDF reports of your transcripts with embedded exhibits and documents. TextMap also plays deposition video synchronized with the transcript text, a feature that is sometimes more powerful than the written testimony.



Automatically link all exhibit references in your document using a convenient wizard in TextMap 5.

Easy-to-Use Exhibit Linking

Link transcripts to exhibits automatically—and economically—through an easy-to-use wizard. There's no need to pay for separate linking software, as with some competing products.

Link documents and exhibits to your annotations. Attach any number of electronic file to your notes ... always have your key case documents and notes right at your fingertips.

Portability, Reporting and Evidence Packages

Take your linked exhibits on the road with you when you create a case replica.

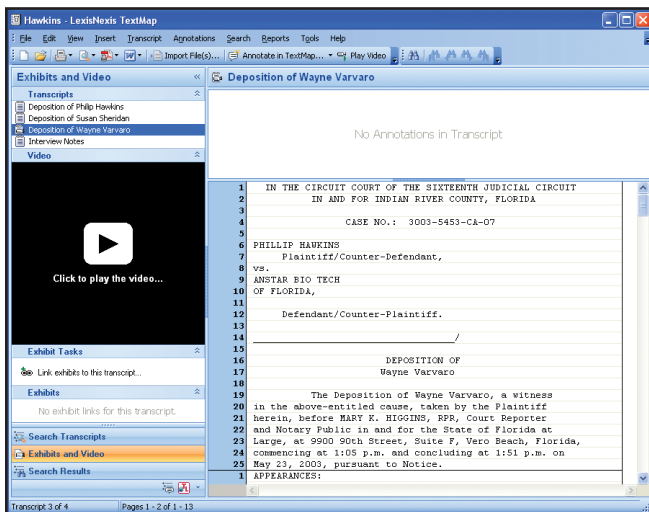
Create and share cost-effective PDF reports with embedded exhibits and documents. For example, you can create a condensed transcript PDF with endnotes and include hyperlinks to attached exhibits.

Quickly explore all exhibits and documents linked to each transcript. Import evidence packages provided by court reporters via YesLaw® CDs and DVDs.

Gain a Truer Sense of the Testimony: Play Deposition Video Synchronized to the Transcript

Being able to search and locate audiovisual passages can dramatically increase the impact of testimony you choose to show in cross-examination.

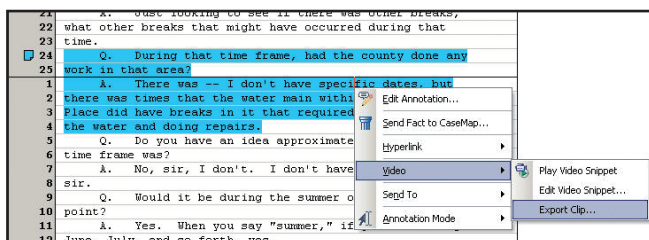
- **Play back the video** of your depositions, synchronized with the transcript text. Search for key phrases in a transcript, and then start playing the video from that location.
- **Annotate important passages** of the transcript and play back just that portion of the video testimony to effectively highlight key testimony in court presentation.



Play synchronized deposition video with TextMap 5.

Easily Create and Export Video

Create clips of deposition video and export a clip directly into Microsoft® PowerPoint® or a Windows Media® Player video (.wmv) file for use in trial presentation software.



Creating and exporting video clips from transcripts is a snap!

Pg: 5 Ln: 5 - 12



Q. Do you have an idea approximately what that time frame was?
A. No, sir, I don't. I don't have the dates, no, sir.
Q. Would it be during the summer of 2002 at some point?
A. Yes. When you say "summer," if you're talking June, July, and so forth, yes.

When you send a video clip to PowerPoint, the page and line citation are clearly displayed, along with the corresponding transcript text. When you run the slide show, just click on the video clip to play it.

You can also edit video snippets to adjust start and stop times for tight synchronization with transcript text. All this and much more comes at a fraction of the price of other leading transcript management tools.

TextMap Integrates with CaseMap® and TimeMap®

TextMap is part of a full suite of integrated litigation tools and research content from LexisNexis®.

Plus, advanced integration between TextMap tools and CaseMap fact and issue management software helps you perform critical assessment of all facts, issues and case law. Here are some specific capabilities you gain with this integration:

- **Annotate a transcript** and send it as a fact into CaseMap for analysis in the context of other case facts.
- **Send deposition facts** to CaseMap.
- **Send CaseMap issue outlines** to TextMap and maintain the outline hierarchy.
- **Include linked CaseMap facts** when you generate TextMap reports.
- **Share linked documents and exhibits** between CaseMap and TextMap.
- **Achieve quick, effective timeline graphing** by sending key passages and depositions to TimeMap software.

Better Than LiveNote™ at a Fraction of the Cost

TextMap 5.5 transcript management software provides a variety of features that are superior to LiveNote™ capabilities.* Here are just a few:

Linking Exhibits to Transcripts

- With TextMap you can batch link any number of exhibits to transcripts at once. LiveNote does not have a batch linking capability.
- For court reporters and litigation support professionals who do not have TextMap, the TextMap® Exhibit Linker simplifies the process of adding hyperlinked exhibit files to an ASCII text file of a transcript. TextMap Exhibit Linker is available free of charge. In contrast, court reporters using LiveNote Evidence Format incur a fee when they link exhibits and then pass the cost on to the law firm.
- TextMap Exhibit Linker can link dozens of exhibits in far less time than it takes a user to do so with LiveNote Evidence Format.

Attaching Files to Annotations

- TextMap allows an unlimited number of files to be attached to annotations, and then the user can send those facts to CaseMap. LiveNote can attach only one file per annotation.

Issue Outline

- TextMap provides an outline of all the issues so that attorneys can easily find documents associated with specific annotations. LiveNote offers no issue outline.

Reporting

- With TextMap, annotations and exhibits are embedded in an interactive PDF so that you can send reports to others working on the case who do not have TextMap. With LiveNote, there is a limited view and exhibits are not embedded. LiveNote also provides only the basic annotations and quick marks.

More Affordability

- Even with its superior features, TextMap is available at a significantly lower price than LiveNote.

Uncover key testimony faster, settle cases more favorably and save money along the way with TextMap 5.5

For more information, go to casemap.com/textmap
or call **866.316.8525**.

*Comparisons based on information available as of April 2010.