



ANAHEIM CONVENTION CENTER



Anaheim Convention Center
Meeting & Exhibit Space



The Largest Convention Center on the West Coast

The Anaheim Convention Center (ACC) is consistently ranked as one of the top meeting venues in the U.S. in terms of its size, attendance, overall building services and amenities.

The LEED® certified 1.8 million-square-foot ACC is the largest convention center on the West Coast. This ultra-modern facility boasts the capability to host mega-conventions, meetings, trade-shows and events with ease.

ACC offers over one million square feet of exhibit space including three ballrooms totaling 238,000 square feet. The 2017 expansion, ACC North, adds 200,000 square feet of space with a 100,000 square foot carpeted column-free multi-purpose space featuring north-facing windows and movable airwalls for a variety of meeting room layout options.

In addition, the picturesque outdoor Palm Courts, Arena Plaza and Grand Plaza offer sunny possibilities for year-round special events, receptions and networking.

By the numbers

- Total facility area: **1.8 million square feet**
- Exhibit space: **Over one million square feet**
- Seating space: **Arena seating for 7,500**
- Meeting rooms: **99**
- Meeting space: **352,000 square feet**
- Three ballrooms: **238,000 square feet total**
- Two ballrooms: **100,000 square feet each**
- One ballroom: **38,000 square feet**
- Pre-function lobby space: **222,192 square feet**
- Outdoor event space: **200,000 square feet**
- Total acreage: **53**



More reasons to choose the Anaheim Convention Center

EASY ACCESS

Anaheim is centrally located with four airports all within an hour's drive. The closest, John Wayne Airport, Orange County (SNA), is only 13 miles away.

ACC NORTH

Opened in 2017, ACC North includes 100,000 square feet of carpeted space on the 100 level and an additional 100,000 square feet of carpeted, column-free space on the 200 level, with direct access to an over 10,000 square foot outdoor balcony. This expansion includes natural light on each level with blackout capabilities, up to 35 rooms on the 200 level and up to 13 rooms on the 100 level with meeting rooms grouped into neighborhoods to allow for customizable climate and lighting control. The multi-purpose rooms and pre-function spaces feature 2,000 lbs. on ten foot centers. That's over 2,100 points to hang!

EXHIBIT SPACE

The ACC features over one million square feet of exhibit space, making it the largest exhibit facility on the West Coast. All halls are directly accessible from spacious pre-function areas.

GRAND PLAZA

Featuring two beautiful cascading fountains, palm and orange trees, the Grand Plaza is the ideal year-round outdoor venue for lunches, receptions, outdoor exhibits and more. Located in front of the ACC, between the Hilton Anaheim and Anaheim Marriott, this area has 36,000 square feet of usable space.

THE ARENA

The mid-century modern domed Arena is the original part of the convention center complex. It features 28,000 square feet (flat floor) and seats up to 7,500.

ARENA PLAZA

The Arena Plaza offers 64,000 square feet of usable space and can accommodate receptions up to 5,500 people. It includes a courtyard area with a dramatic fountain centerpiece.



CATERING SERVICES

Our chefs are ready to customize your food and beverage experience with the freshest farm to fork ingredients from our local partners in Southern California. We feature unique culinary experiences throughout the building within each exhibit hall and lobby. On our plaza, we specialize in local award-winning food truck events with up to 27 local chef-owned and operated artisan food trucks paired with our local Anaheim brews.

GREEN PRACTICES

The ACC is a LEED® certified building featuring eco-friendly policies that include on-site recycling, a rooftop herb garden, composting, energy and water conservation, solar panels and the use of other sustainable solutions.

TECHNOLOGY AND PRODUCTION SERVICES

The ACC features wired and wireless networks with an industry-best 10 GB connection from Smart City Networks, the nation's convention telecommunications and internet services leader. Free WiFi accessibility is available

throughout the ACC. Encore, the ACC's on-site preferred production partner, provides A/V, rigging and meeting needs during events.

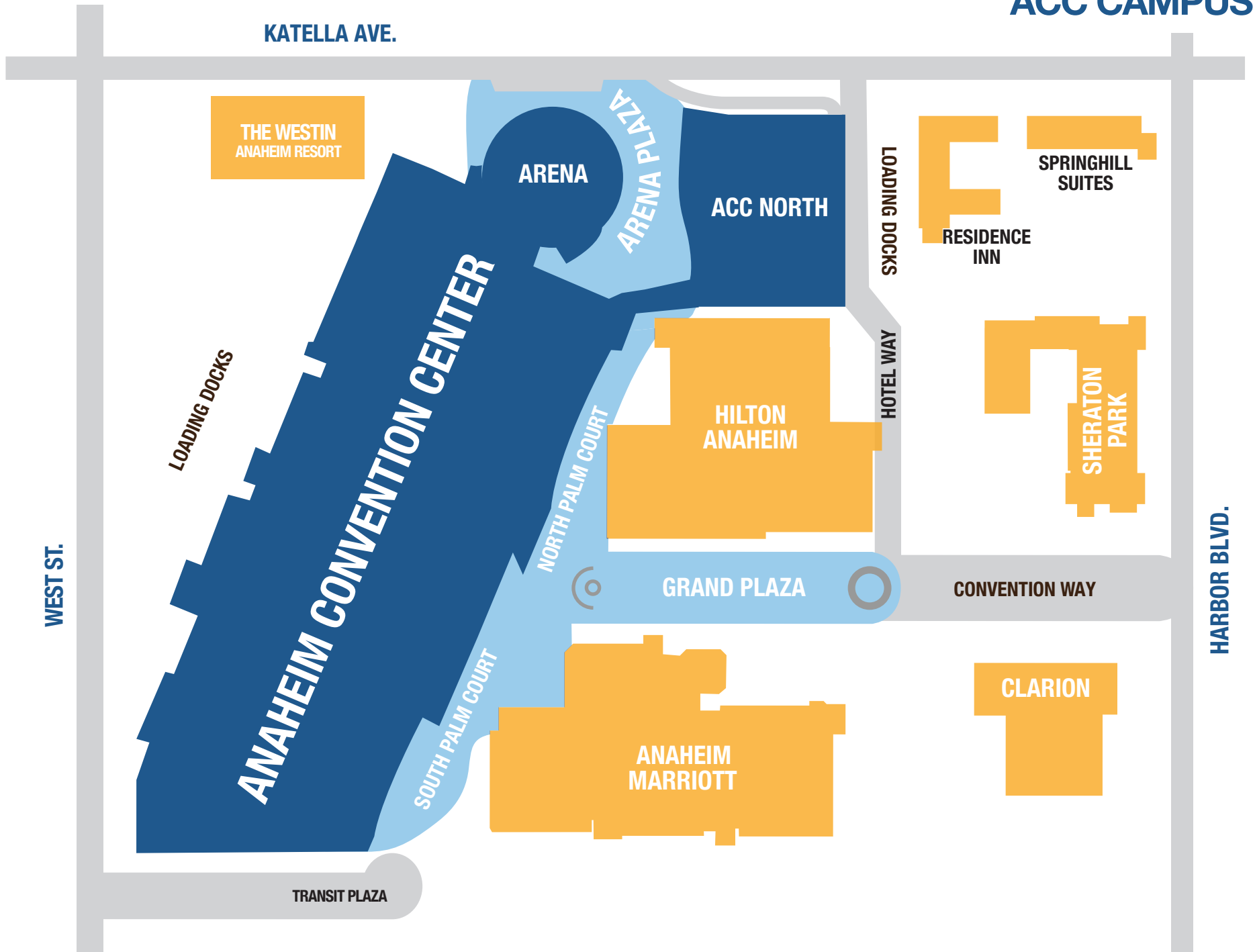
CONCIERGE KIOSK

The "Dine Shop Play" is a concierge kiosk located at the pre-function space of exhibit halls, presenting deals on the Attendee Perks Pass for restaurants, shopping area and experiences near the Anaheim Convention Center.

VISIT ANAHEIM DESTINATION SERVICES

As destination experts, Visit Anaheim ensures a seamless experience for meeting professionals and their guests. Our consultative approach allows us to customize our entire collection of services to best fit the needs of each client, including efficient site visits, pre-planning support, and destination welcome and concierge program to maximize attendee engagement.

ACC CAMPUS



Anaheim Convention Center Campus



Experience sun-soaked Southern California with the convenience of a meeting destination that's just steps away from everywhere you'll want to be.

Exceptional Hotels

Linked by the plazas, **four world-class hotels** – Anaheim Marriott, Hilton Anaheim, Sheraton Park Hotel at the Anaheim Resort and Westin Anaheim Resort – offer business amenities, luxury and a **combined 3,705 rooms and 317,000 square feet of well-appointed, newly renovated function space**. There are 11 hotels, totaling 4873 rooms within 100 yards of the convention center.

Entertainment & Nightlife

Concerts at the **House of Blues® Anaheim**, entertainment at **Downtown Disney® District**, shopping at the **Anaheim Gardenwalk**, happy-hour hangouts on rooftop lounges, pro sports games and more to explore at the **Anaheim Packing District** and **Downtown Anaheim**.

Culinary Experiences

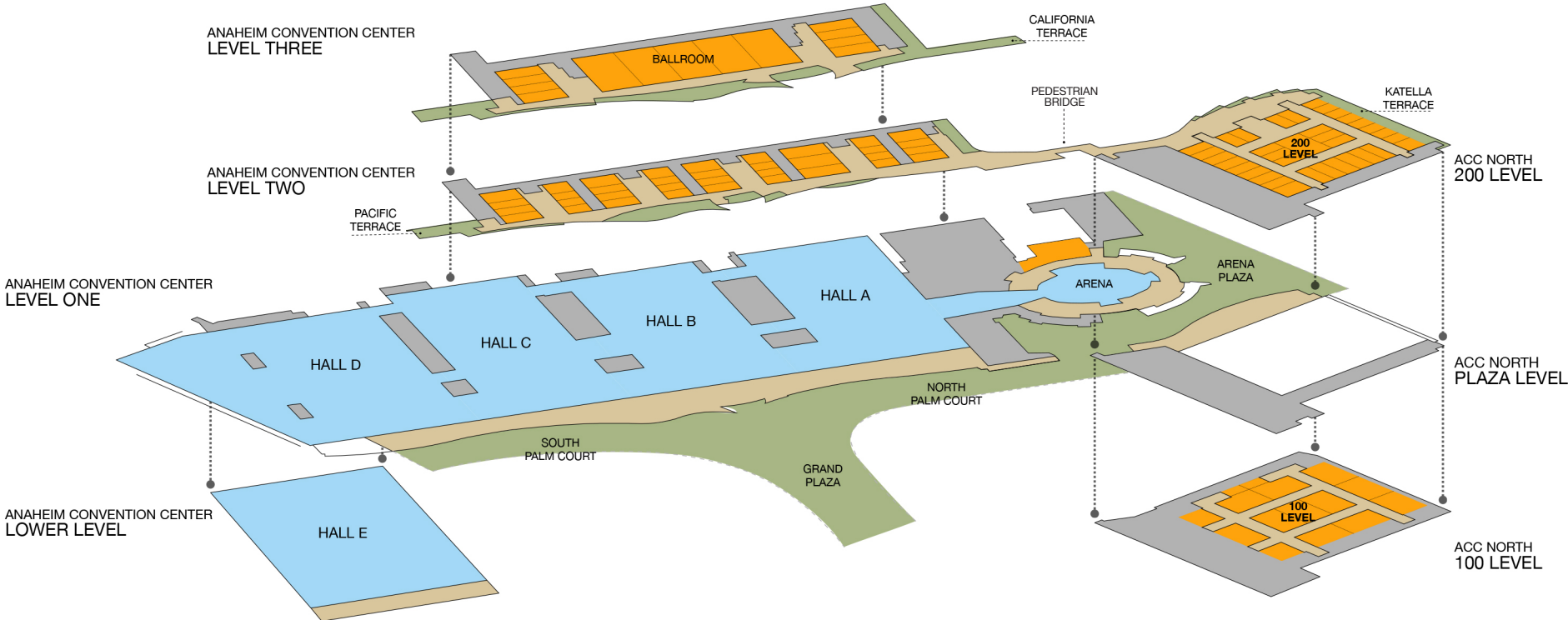
While Anaheim is a top convention destination, dining here is anything but conventional. We're very much a foodie city with eateries running the gamut – from unique diners and health-conscious hotspots, ethnic enclaves with authentic favorites to the ever-expanding brewery scene.

Walkability

Having this centralized destination allows exhibitors and attendees to **walk everywhere** to work, stay and even play – all in the **Anaheim Resort™** district. Many options for dining, entertainment, shopping and a thriving nightlife are all within walking distance.



ACC Tri Level Floor Plan Diagram

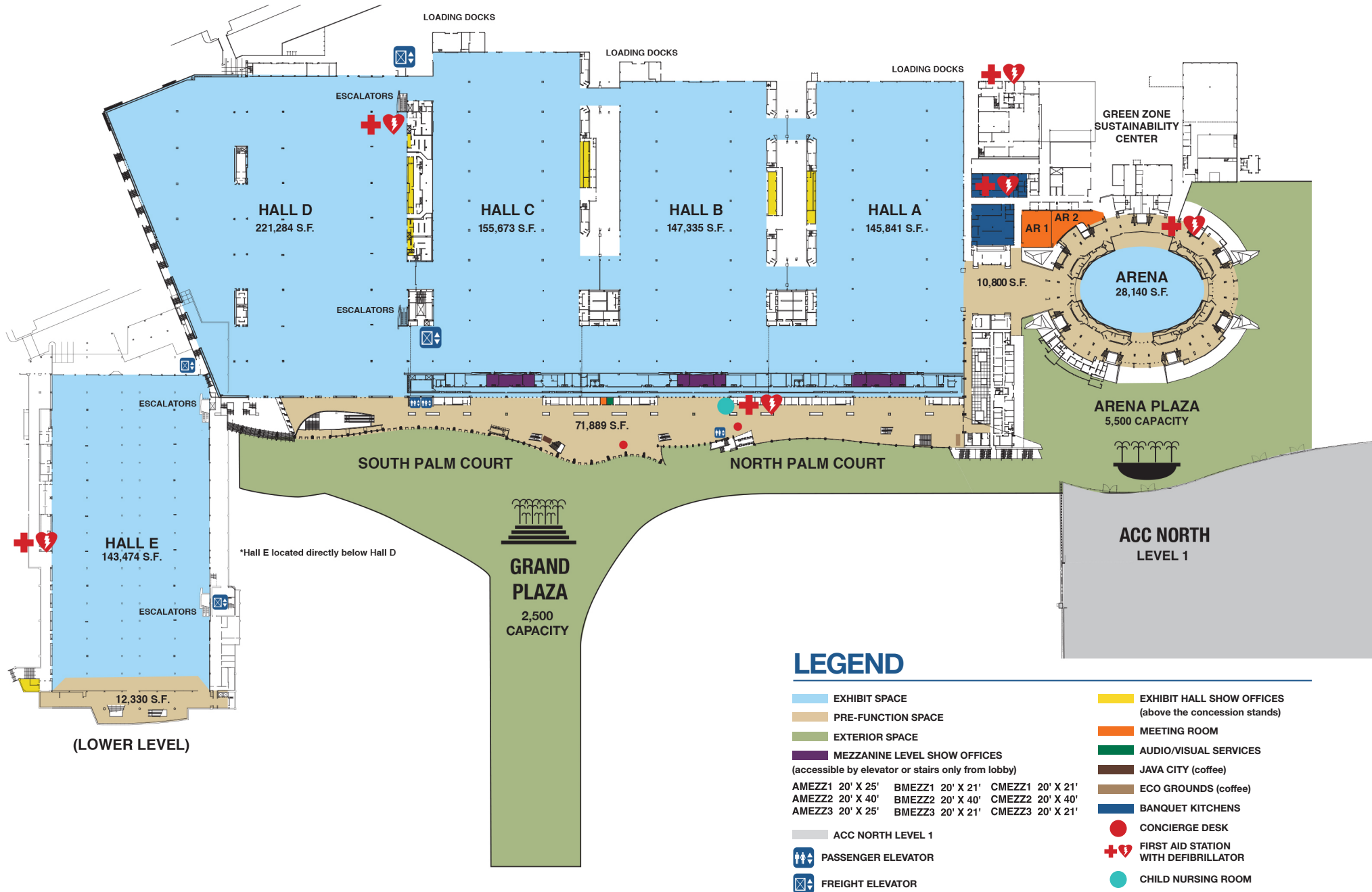


LEGEND

- EXHIBIT SPACE
- MEETING ROOM
- PRE-FUNCTION SPACE
- TERRACE/PLAZA

ANAHEIM CONVENTION CENTER

LEVEL ONE



(LOWER LEVEL)

*Hall E located directly below Hall D

LEGEND

- EXHIBIT SPACE
- PRE-FUNCTION SPACE
- EXTERIOR SPACE
- MEZZANINE LEVEL SHOW OFFICES
(accessible by elevator or stairs only from lobby)
- EXHIBIT HALL SHOW OFFICES
(above the concession stands)
- MEETING ROOM
- AUDIO/VISUAL SERVICES
- JAVA CITY (coffee)
- ECO GROUNDS (coffee)
- BANQUET KITCHENS
- ACC NORTH LEVEL 1
- PASSENGER ELEVATOR
- FREIGHT ELEVATOR
- CONCIERGE DESK
- + FIRST AID STATION
WITH DEFIBRILLATOR
- CHILD NURSING ROOM

ANAHEIM CONVENTION CENTER CAPACITIES

EXHIBIT HALLS AND ARENA

EXHIBIT HALLS — 813,607 Total Square Feet

ROOM NAME	DIMENSIONS	SQUARE FEET	CEILING HEIGHT	THEATER	BANQUET	10' X 10' BOOTHES	8' X 10' BOOTHES	TOTAL BOOTHS
Hall A	250' x 530'	145,841	18'6"-24'	12,000	9,000	718	18	736
Hall B	250' x 530'	147,335	20'6"-25'	12,250	9,200	718	18	736
Hall C	245' x 575'	155,673	20'6"-25'	12,900	9,700	759	32	791
Hall D	325' x 472'-530'	221,284	25'	15,000	13,800	1,140	–	1,140
Hall E	270' x 535'	143,474	13'8"	–	8,000	650	–	650

ARENA — 28,140 Total Square Feet (flat floor) - 7,500 Capacity, Stadium Style Seating







ROOM NAME	DIMENSIONS	SQUARE FEET	CEILING HEIGHT	THEATER	CLASSROOM	BANQUET	10' X 10' BOOTHES
Arena	146' x 207'	28,140	45'-89'	7,500	–	1,200	145
Arena Lobby	75' x 144'	10,800	8'-21'6"	–	–	–	40
AR1	62' x 50'	3,100	15'	350	175	200	–
AR2	57' x 50'	2,100	15'	150	75	75	–
AR1 + AR2 Combined	62' x 100'	5,200	15'	500	250	275	–

ANAHEIM CONVENTION CENTER

LEVEL TWO



LEGEND

-  PRE-FUNCTION SPACE
-  MEETING ROOM
-  TERRACE
-  FIRST AID STATION WITH DEFIBRILLATOR
-  PASSENGER ELEVATOR
-  FREIGHT ELEVATOR

ANAHEIM CONVENTION CENTER CAPACITIES

LEVEL TWO

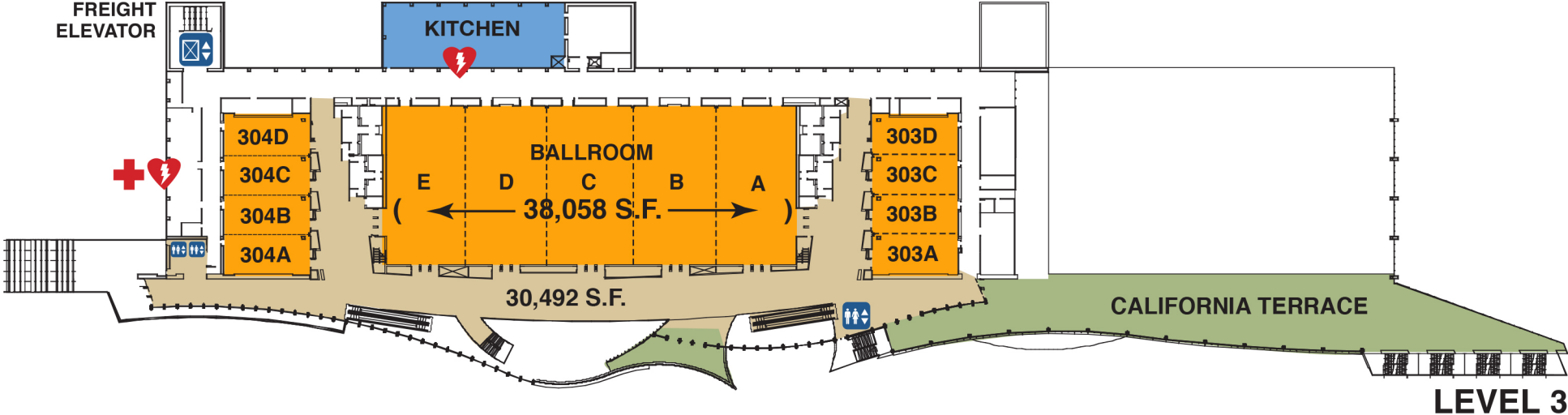
SECOND LEVEL MEETING ROOMS — 65,583 Square Feet

ROOM NAME	DIMENSIONS	SQUARE FEET	CEILING HEIGHT	THEATER	CLASS-ROOM 8' X 18" TABLES	BANQUET 66" ROUNDS
OVER HALL A						
201A	62'6" x 30'	1,875	17'6"	188	124	130
201B	62'6" x 30'	1,875	17'6"	188	124	130
201C	62'6" x 30'	1,875	17'6"	188	124	130
201D	62'6" x 36'	2,250	17'6"	225	152	150
201AB	62'6" x 60'	3,750	17'6"	376	248	260
201ABC	62'6" x 90'	5,625	17'6"	564	372	390
201ABCD	62'6" x 126'	7,875	17'6"	789	524	540
202A	45'6" x 30'	1,365	17'6"	136	92	100
202B	45'6" x 30'	1,365	17'6"	136	92	100
202AB	45'6" x 60'	2,730	17'6"	272	184	200
203A	45'6" x 30'	1,365	17'6"	136	92	100
203B	45'6" x 36'	1,638	17'6"	164	112	110
203AB	45'6" x 66'	3,003	17'6"	300	204	210
204A	83' x 30'	2,490	17'6"	249	168	170
204B	83' x 60'	4,980	17'6"	498	336	340
204C	83' x 36'	2,988	17'6"	299	200	200
204AB	83' x 90'	7,470	17'6"	747	504	510
204BC	83' x 90'	7,968	17'6"	797	536	540
204ABC	83' x 126'	10,458	17'6"	1,046	704	710
OVER HALL B						
205A	45'6" x 30'	1,365	17'6"	136	92	100
205B	45'6" x 30'	1,365	17'6"	136	92	100
205AB	45'6" x 60'	2,730	17'6"	272	184	200
206A	45'6" x 30'	1,365	17'6"	136	92	100
206B	45'6" x 36'	1,638	17'6"	164	112	110
206AB	45'6" x 66'	3,003	17'6"	300	204	210
207A	62'6" x 30'	1,875	17'6"	188	124	130
207B	62'6" x 30'	1,875	17'6"	188	124	130
207C	62'6" x 30'	1,875	17'6"	188	124	130
207D	62'6" x 36'	2,250	17'6"	225	152	150

ROOM NAME	DIMENSIONS	SQUARE FEET	CEILING HEIGHT	THEATER	CLASS-ROOM 8' X 18" TABLES	BANQUET 66" ROUNDS
207AB	62'6" x 60'	3,750	17'6"	376	240	260
207ABC	62'6" x 90'	5,625	17'6"	564	372	390
207ABCD	62'6" x 126'	7,875	17'6"	789	524	540
208A	49' x 30'	1,470	17'6"	147	100	100
208B	49' x 30'	1,470	17'6"	147	100	100
208AB	49' x 60'	2,940	17'6"	294	200	200
209A	49' x 30'	1,470	17'6"	147	100	100
209B	49' x 36'	1,764	17'6"	176	120	120
209AB	49' x 66'	3,234	17'6"	323	220	220
OVER HALL C						
210A	64'6" x 30'	1,935	17'6"	194	128	130
210B	64'6" x 30'	1,935	17'6"	194	128	130
210C	64'6" x 30'	1,935	17'6"	194	128	130
210D	64'6" x 36'	2,322	17'6"	232	152	160
210AB	64'6" x 60'	3,870	17'6"	388	256	260
210ABC	64'6" x 90'	5,805	17'6"	582	384	390
210ABCD	64'6" x 126'	8,127	17'6"	814	536	550
211A	45'6" x 30'	1,365	17'6"	136	92	100
211B	45'6" x 30'	1,365	17'6"	136	92	100
211AB	45'6" x 60'	2,730	17'6"	272	184	200
212A	45'6" x 30'	1,365	17'6"	136	92	100
212B	45'6" x 36'	1,638	17'6"	164	112	110
212AB	45'6" x 66'	3,003	17'6"	300	204	210
213A	62'6" x 30'	1,875	17'6"	188	124	130
213B	62'6" x 30'	1,875	17'6"	188	124	130
213C	62'6" x 30'	1,875	17'6"	188	124	130
213D	62'6" x 36'	2,250	17'6"	225	152	150
213AB	62'6" x 60'	3,750	17'6"	376	248	260
213ABC	62'6" x 90'	5,625	17'6"	564	372	390
213ABCD	62'6" x 126'	7,875	17'6"	789	524	540

ANAHEIM CONVENTION CENTER

LEVEL THREE



LEGEND

- PRE-FUNCTION SPACE
- MEETING ROOM
- TERRACE
- FIRST AID STATION WITH DEFIBRILLATOR
- PASSENGER ELEVATOR
- FREIGHT ELEVATOR

ANAHEIM CONVENTION CENTER CAPACITIES

LEVEL THREE

THIRD LEVEL MEETING ROOMS — 15,840 Square Feet

ROOM NAME	DIMENSIONS	SQUARE FEET	CEILING HEIGHT	THEATER	CLASSROOM 8' X 18" TABLES	BANQUET 66" ROUNDS
303A	66' x 30'	1,980	17'6"	198	132	140
303B	66' x 30'	1,980	17'6"	198	132	140
303C	66' x 30'	1,980	17'6"	198	132	140
303D	66' x 30'	1,980	17'6"	198	132	140
303AB	66' x 60'	3,960	17'6"	396	264	270
303ABC	66' x 90'	5,940	17'6"	594	396	420
303ABCD	66' x 126'	7,920	17'6"	792	528	560
304A	66' x 30'	1,980	17'6"	198	132	140
304B	66' x 30'	1,980	17'6"	198	132	140
304C	66' x 30'	1,980	17'6"	198	132	140
304D	66' x 30'	1,980	17'6"	198	132	140
304AB	66' x 60'	3,960	17'6"	396	264	270
304ABC	66' x 90'	5,940	17'6"	594	396	420
304ABCD	66' x 126'	7,920	17'6"	792	528	560

THIRD LEVEL BALLROOMS — 38,058 Square Feet

ROOM NAME	DIMENSIONS	SQUARE FEET	CEILING HEIGHT	THEATER	CLASSROOM 8' X 18" TABLES	BANQUET 66" ROUNDS
Ballroom A	120' x 63'	7,560	27'3"-28'3"	756	504	510
Ballroom B	122' x 62'6"	7,625	27'3"-28'3"	763	508	510
Ballroom C	123' x 62'6"	7,688	27'3"-28'3"	769	512	520
Ballroom D	122' x 62'6"	7,625	27'3"-28'3"	763	508	510
Ballroom E	120' x 63'	7,560	27'3"-28'3"	756	504	510
Ballroom AB	Combined	15,185	27'3"-28'3"	1,519	1,012	1,020
Ballroom ABC	Combined	22,873	27'3"-28'3"	2,288	1,524	1,540
Ballroom ABCD	Combined	30,498	27'3"-28'3"	3,051	2,032	2,050
Ballroom ABCDE	Combined	38,058	27'3"-28'3"	3,807	2,536	2,560






ACC NORTH

100 LEVEL



This space can also be used as one room at 100,000 S.F., or two rooms at 50,000 S.F., or many other combinations.

LEGEND

-  MEETING ROOM
-  SHOW OFFICES
-  PRE-FUNCTION SPACE
-  PASSENGER ELEVATOR
-  FREIGHT ELEVATOR

ACC NORTH CAPACITIES

100 LEVEL

100,000 gsf of carpeted, flexible multipurpose meeting or exhibit space

Maximum of 13 meeting rooms (Ranging from 3,435 S.F. - 5,720 S.F.)

Ceiling Height = 25 ft

ROOM NAME	DIMENSIONS	SQUARE FEET	THEATER	CLASSROOM <i>8' x 18" Tables</i>	BANQUET ROUNDS <i>66" Rounds</i>	10' X 10' BOOTHS
Entire First Level		<i>100,000</i>	<i>10,000</i>	<i>4,160</i>	<i>8,320</i>	<i>500</i>
151	55'9" x 58'4"	3,252	355	219	260	16
152	55'9" x 89'8"	4,999	544	336	408	24
153	55'9" x 58'4"	3,252	355	219	260	16
154	87'2" x 60'10"	5,303	570	350	430	26
155	59'8" x 89'8"	5,350	570	350	430	26
156	87'2" x 61'	5,317	570	350	430	26
157	59'8" x 89'8"	5,350	570	350	430	26
158	92'2" x 60'10"	5,607	610	370	450	27
159	59'8" x 89'8"	5,350	570	350	430	26
160	92'2" x 61'	5,622	610	370	450	26
161	60'11" x 88'4"	5,381	570	350	430	26
162	60'11" x 89'8"	5,462	570	350	430	26
163	60'11" x 88'4"	5,381	570	350	430	26
COMBINATIONS						
154 + 158	179'4" x 60'10"	<i>10,910</i>	<i>1,180</i>	<i>720</i>	<i>880</i>	<i>53</i>
155 + 157 + 159	179' x 89'8"	16,050	1,710	1,050	1,290	78
156 + 160	179'4" x 61'	10,939	1,180	720	880	52
161 + 162 + 163	60'11" x 266'4"	16,224	1,710	1,050	1,290	78

ACC NORTH

200 LEVEL



This space can also be used as one room at 100,000 S.F., or two rooms at 50,000 S.F., or many other combinations.

LEGEND

- MEETING ROOM
- PRE-FUNCTION SPACE
- TERRACE
- + FIRST AID STATION
- ↑↓ PASSENGER ELEVATOR
- ⊠ FREIGHT ELEVATOR

ACC NORTH CAPACITIES

200 LEVEL

100,000 gsf of carpeted, pillar-free, flexible multipurpose meeting space

Maximum of 35 meeting rooms (Ranging from 1,200 S.F. - 5,325 S.F.)

Ceiling Height = 25 ft

ROOM NAME	DIMENSIONS	SQUARE FEET	THEATER	CLASSROOM 8' x 18" Tables	BANQUET ROUNDS 66" Rounds	10' X 10' BOOTHS
Entire Second Level		100,000	10,000	4,160	8320	500
251 A	58'7" x 28'4"	1,660	180	110	130	8
251 B	58'7" x 29'8"	1,738	180	110	130	8
251 C	58'7" x 29'8"	1,738	180	110	130	8
251 AB	58'7" x 58'	3,398	360	220	260	16
251 BC	58'7" x 59'4"	3,476	360	220	260	16
251 ABC	58'7" x 87'8"	5,136	540	330	430	24
252 A	58'7" x 29'8"	1,738	180	110	130	8
252 B	58'7" x 29'8"	1,738	180	110	130	8
252 C	58'7" x 29'8"	1,738	180	110	130	8
252 AB / 252 BC	58'7" x 59'4"	3,476	360	230	260	16
252 ABC	58'7" x 89'	5,214	540	350	390	24
253 A	58'7" x 29'8"	1,738	180	110	130	8
253 B	58'7" x 29'8"	1,738	180	110	130	8
253 C	58'7" x 43'5"	2,543	270	170	200	12
253 AB	58'7" x 59'4"	3,476	370	230	280	16
253 BC	58'7" x 73'1"	4,281	440	270	320	20
253 ABC	58'7" x 102'9"	6,019	640	390	460	29
254 A	29'8" x 58'4"	1,731	180	110	130	8
254 B	29'8" x 58'4"	1,731	180	110	130	8
254 AB	59'4" x 58'4"	3,462	360	230	260	16
255 A	59'8" x 29'8"	1,770	190	120	140	8
255 B	59'8" x 29'8"	1,770	190	120	140	8
255 C	59'8" x 29'8"	1,770	190	120	140	8
255 AB / 255 BC	59'8" x 59'4"	3,540	380	240	280	16
255 ABC	59'8" x 89'	5,310	570	360	420	24
256 A	29'8" x 73'3"	2,173	220	130	160	10
256 B	29'8" x 73'3"	2,173	220	130	160	10
256 AB	59'4" x 73'3"	4,346	440	290	320	24
257	59'8" x 89'8"	5,350	570	350	430	26
258 A	29'8" x 73'3"	2,173	220	130	160	10
258 B	29'8" x 73'3"	2,173	220	130	160	10

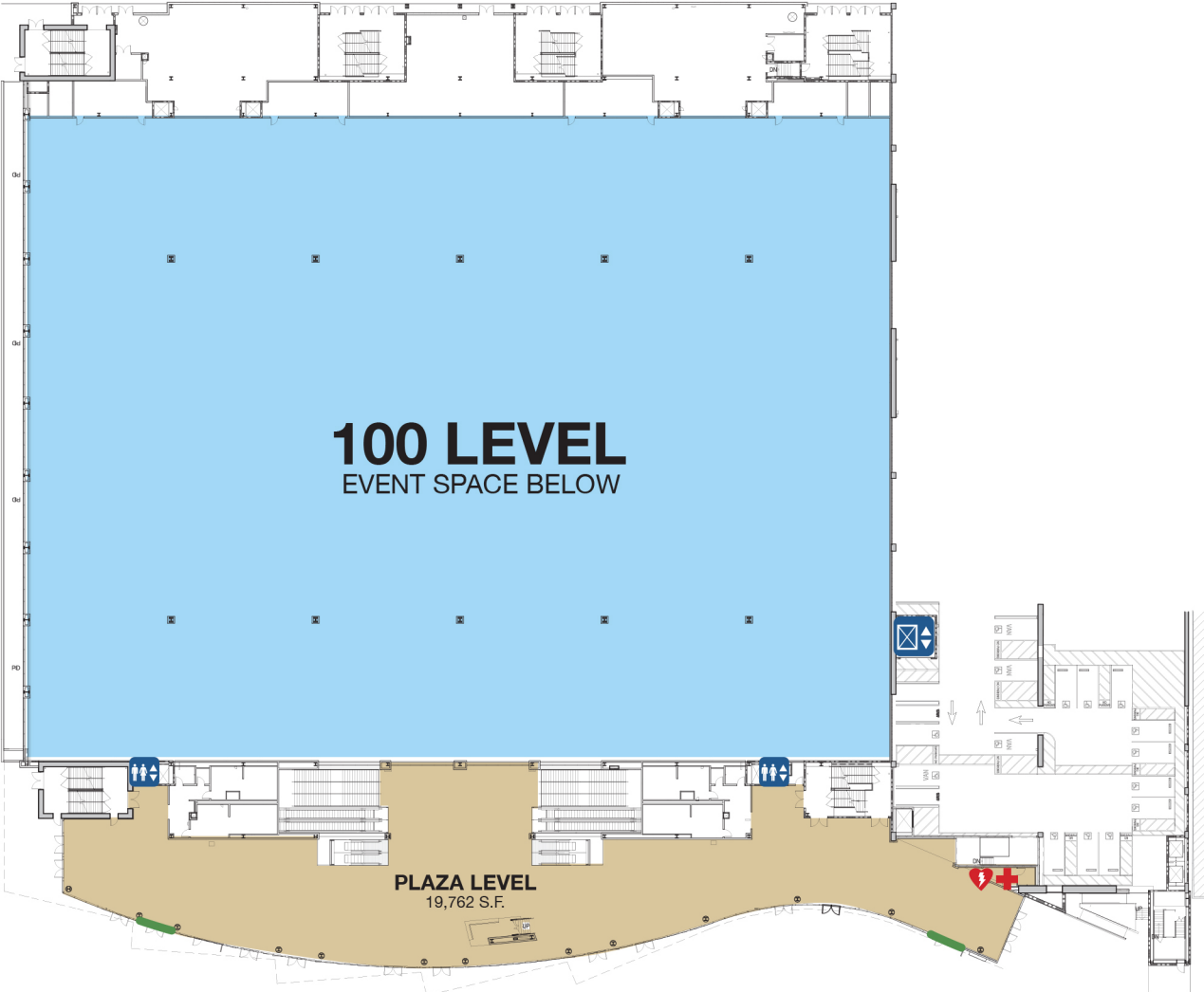
ACC NORTH CAPACITIES

200 LEVEL

ROOM NAME	DIMENSIONS	SQUARE FEET	THEATER	CLASSROOM 8' x 18" Tables	BANQUET ROUNDS 66" Rounds	10' X 10' BOOTHS
258 AB	59'4" x 73'3"	4,346	470	290	320	20
259 A	29'8" x 58'4"	1,731	180	110	130	8
259 B	29'8" x 58'4"	1,731	180	110	130	8
259 AB	59'4" x 58'4"	3,462	370	230	260	16
260 A	59'8" x 29'8"	1,770	190	120	140	8
260 B	59'8" x 29'8"	1,770	190	120	140	8
260 C	59'8" x 29'8"	1,770	190	120	140	8
260 AB / 260 BC	59'8" x 59'4"	3,540	380	240	280	16
260 ABC	59'8" x 89'	5,310	570	360	420	24
261 A	29'8" x 73'3"	2,173	220	130	160	10
261 B	29'8" x 73'3"	2,173	220	130	160	10
261 AB	59'4" x 73'3"	4,346	440	290	320	20
262 A	40'4" x 28'4"	1,143	130	80	90	
262 B	40'4" x 29'8"	1,197	130	80	90	
262 C	40'4" x 29'8"	1,197	130	80	90	
262 AB	40'4" x 58'	2,340	260	160	180	
262 BC	40'4" x 59'4"	2,394	260	160	180	11
262 ABC	40'4" x 87'8"	3,537	400	240	270	16
263 A	40'4" x 29'8"	1,197	130	80	90	
263 B	40'4" x 29'8"	1,197	130	80	90	
263 C	40'4" x 29'8"	1,197	130	80	90	
263 AB / 263 BC	40'4" x 59'4"	2,394	260	160	200	11
263 ABC	40'4" x 89'	3,591	400	240	290	16
264 A	40'4" x 29'8"	1,197	130	80	90	
264 B	40'4" x 29'8"	1,197	130	80	90	
264 C	40'4" x 43'4"	1,748	180	110	130	8
264 AB	40'4" x 59'4"	2,394	260	160	200	11
264 BC	40'4" x 73'	2,945	320	190	240	14
264 ABC	40'4" x 102'8"	4,142	440	270	320	20
COMBINATIONS						
251 + 252 + 253	58'7" x 279'5"	16,369	1,720	1,070	1,280	77
255 + 257 + 260	179' x 89'8"	15,970	1,710	1,070	1,270	74
256 + 258 + 261	178' x 73'3"	13,038	1,350	870	960	64
262+ 263 + 264	40'4" x 279'4"	11,270	1,240	750	880	52

ACC NORTH

PLAZA LEVEL



ARENA PLAZA
(Street Level)

LEGEND

- EXHIBIT SPACE
- PRE-FUNCTION SPACE
- LOADING DOORS
- ♥+ FIRST AID STATION
- ↑↓ PASSENGER ELEVATOR
- ⊠ FREIGHT ELEVATOR

ANAHEIM
CONVENTION CENTER



Visit Anaheim

2099 S. State College Blvd. Suite 600
P.O. Box 4270 Anaheim, CA 92806
714.765.2800 | visitanahem.org/meetings
email: meetings@visitanahem.org