

About Ivy Pay

Ivy Pay is a HIPAA-secure, PCI-protected payment service that allows you to pay your therapist by saving a credit, debit, HSA or FSA card on-file. Once you have added your card to Ivy Pay once, charges can be quickly and easily processed.

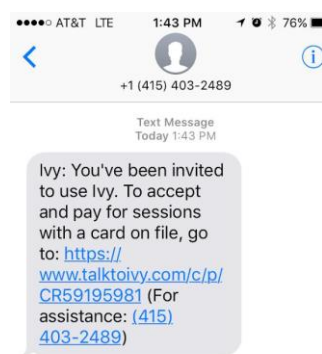
Safety & Security

Ivy uses advanced security systems and data encryption to protect both clients and therapists, as well as safeguard against unauthorized transactions and access to personal or financial information.

Information is encrypted, stored and protected on secure servers. Industry standard SSL encryption is active on every page of the Ivy Pay system. This is the same encryption technology used by banks and brokerages to safeguard financial information.

How It Works

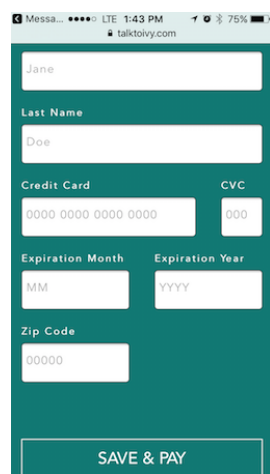
1. Your therapist will send you an invite text via Ivy Pay's secure system - this text will come from our system's phone number.



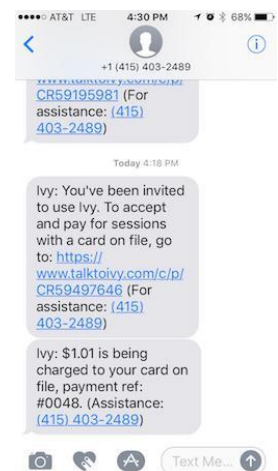
2. Tap on the link in your invite text to be taken to the secure 'Add Card' form.



3. Scroll down on the 'Add Card' form, add your card details, and tap 'Save & Pay.' Your card will be encrypted and stored on our secure servers, and will be charged for that day's session.



4. Moving forward, you will receive a text confirmation any time your therapist uses Ivy Pay to charge your card on-file. This will appear in the same thread as your original invite text. (Tip: if you ever need to update your card details, just tap on the invite link and follow Steps 1-3 above.)



- Charges on your bank statement will state "Ivy"
- Support: support@talktoivy.com