



I'm not robot  reCAPTCHA

**I am not robot!**


### Extreme dot to dot animals free printables pdf.

If you are looking for some fun and educational activities for your kids, you might want to try these extreme dot to dot animals free printables. They are easy to download and print, and you can save them for later by pinning this post to your Pinterest board. These printables are for personal use only. You will find six different animal designs in this collection of connect the dots. They are suitable for older kids, but younger ones can also join in with some assistance. These extreme dot-to-dot pages are not only fun to complete, but also to color and decorate. You can use any coloring tools you like, such as markers, pencils, or watercolors. You can also cut out and glue the finished pictures to make them more sturdy and reusable. These extreme dot to dot animals free printables are a great way to improve your kids' creativity, focus, and motor skills. They can also enjoy making dot art with these printables. Here are some ideas on how to use them: - Make a coloring and activity book - Paint the printable, frame it and give it to a friend - Complete the activities solo or with family - Laminate the activity sheets and use them again - Use them as a fun activity at your next party or event These printables are also good for young kids to practise their fine motor skills and color recognition. They will love to fill in the cute animal pictures with different colors.




Copyright of www.ActivityVillage.co.uk - Keeping Kids Busy

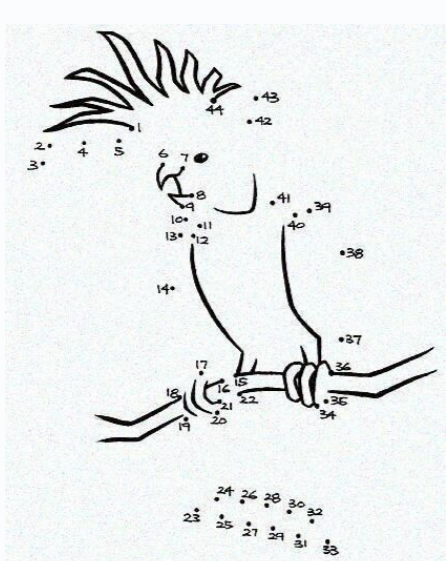
They can also enjoy making dot art with these printables. Here are some ideas on how to use them: - Make a coloring and activity book - Paint the printable, frame it and give it to a friend - Complete the activities solo or with family - Laminate the activity sheets and use them again - Use them as a fun activity at your next party or event These printables are also good for young kids to practise their fine motor skills and color recognition.




They are easy to download and print, and you can save them for later by pinning this post to your Pinterest board. These printables are for personal use only. You will find six different animal designs in this collection of connect the dots. They are suitable for older kids, but younger ones can also join in with some assistance. These extreme dot-to-dot pages are not only fun to complete, but also to color and decorate. You can use any coloring tools you like, such as markers, pencils, or watercolors. You can also cut out and glue the finished pictures to make them more sturdy and reusable. These extreme dot to dot animals free printables are a great way to improve your kids' creativity, focus, and motor skills.



These extreme dot-to-dot pages are not only fun to complete, but also to color and decorate. You can use any coloring tools you like, such as markers, pencils, or watercolors. You can also cut out and glue the finished pictures to make them more sturdy and reusable. These extreme dot to dot animals free printables are a great way to improve your kids' creativity, focus, and motor skills. They can also enjoy making dot art with these printables. Here are some ideas on how to use them: - Make a coloring and activity book - Paint the printable, frame it and give it to a friend - Complete the activities solo or with family - Laminate the activity sheets and use them again - Use them as a fun activity at your next party or event These printables are also good for young kids to practise their fine motor skills and color recognition.



They are suitable for older kids, but younger ones can also join in with some assistance. These extreme dot-to-dot pages are not only fun to complete, but also to color and decorate. You can use any coloring tools you like, such as markers, pencils, or watercolors. You can also cut out and glue the finished pictures to make them more sturdy and reusable. These extreme dot to dot animals free printables are a great way to improve your kids' creativity, focus, and motor skills. They can also enjoy making dot art with these printables. Here are some ideas on how to use them: - Make a coloring and activity book - Paint the printable, frame it and give it to a friend - Complete the activities solo or with family - Laminates the activity sheets and use them again - Use them as a fun activity at your next party or event These printables are also good for young kids to practise their fine motor skills and color recognition. They will love to fill in the cute animal pictures with different colors. These extreme dot to dot animals free printables are a lot of fun to use. You can also have your kids cut them out and make their own dot-to-dot puzzles. My kids love these printables because they are challenging and fun. They also like the animal theme of these printables. They can learn about numbers and animals with these extreme dot to dot puzzles. This post contains affiliate links. You can use this extreme do-a-dot printable in many ways.. You can print these extreme coloring pages and make them into booklets. I use duotangs to store them so they can be reused. To download the pages, enter your name and email here. You will also get my weekly email Newsletter with fun recipes, crafts and printables. All digital files on Homemade Heather are for personal use only. Please share the original website link with others. Do not resell, reshare or distribute the files. If you like these free Extreme Dot to Dot printables, please share them on Facebook and Pinterest. You can also find more printable dot-to-dot resources in my printable library. This post may have Amazon and other affiliate links. I get a small commission if you use these links, but it does not cost you anything extra. These free extreme dot to dot printables are a great way to keep kids of all ages entertained. Just download and print the sheets and have fun! These free printable dot to dot extreme pages will challenge your mind and let you create something beautiful. If you enjoy connect the dots worksheets, you will love these extreme puzzles. They are harder and more fun than the regular ones. You can also color the finished pages and display them on your wall. What Is Printable Dot To Dot Extreme? Extreme dot-to-dot puzzles are a harder version of the classic game where you connect the dots in order to reveal a picture. These free printable pages are suitable for kids of all ages, but older kids (ages 10+ ish) will do better with them. These worksheets have complex designs and many dots, making them fun and stimulating for kids and adults. There are other types of extreme dot to dot activities that use letters, skip counting, or other patterns. If you or the kids around you love these pages, you can buy books full of them at a low price. I recommend the extreme dot to dot books from Mindware. They have a deal to save 20% when you buy three. I like to keep some of these pages at home for a relaxing activity while listening to something. Do you also need these kind of activities for yourself?. Do you like to do something with your hands while listening to an audiobook or relaxing at home? I can relate to that. Maybe it's my ADHD.



These extreme dot-to-dot pages are not only fun to complete, but also to color and decorate. You can use any coloring tools you like, such as markers, pencils, or watercolors. You can also cut out and glue the finished pictures to make them more sturdy and reusable. These extreme dot to dot animals free printables are a great way to improve your kids' creativity, focus, and motor skills. They can also enjoy making dot art with these printables. Here are some ideas on how to use them: - Make a coloring and activity book - Paint the printable, frame it and give it to a friend - Complete the activities solo or with family - Laminates the activity sheets and use them again - Use them as a fun activity at your next party or event These printables are also good for young kids to practise their fine motor skills and color recognition. They will love to fill in the cute animal pictures with different colors. These extreme dot to dot animals free printables are a lot of fun to use. You can also have your kids cut them out and make their own dot-to-dot puzzles. My kids love these printables because they are challenging and fun. They also like the animal theme of these printables. They can learn about numbers and animals with these extreme dot to dot puzzles. This post contains affiliate links. You can use this extreme do-a-dot printable in many ways.. You can print these extreme coloring pages and make them into booklets. I use duotangs to store them so they can be reused. To download the pages, enter your name and email here. You will also get my weekly email Newsletter with fun recipes, crafts and printables. All digital files on Homemade Heather are for personal use only. Please share the original website link with others. Do not resell, reshare or distribute the files. If you like these free Extreme Dot to Dot printables, please share them on Facebook and Pinterest. You can also find more printable dot-to-dot resources in my printable library. This post may have Amazon and other affiliate links. I get a small commission if you use these links, but it does not cost you anything extra. These free extreme dot to dot printables are a great way to keep kids of all ages entertained. Just download and print the sheets and have fun! These free printable dot to dot extreme pages will challenge your mind and let you create something beautiful. If you enjoy connect the dots worksheets, you will love these extreme puzzles. They are harder and more fun than the regular ones. You can also color the finished pages and display them on your wall.

What Is Printable Dot To Dot Extreme? Extreme dot-to-dot puzzles are a harder version of the classic game where you connect the dots in order to reveal a picture. These free printable pages are suitable for kids of all ages, but older kids (ages 10+ ish) will do better with them. These worksheets have complex designs and many dots, making them fun and stimulating for kids and adults. There are other types of extreme dot to dot activities that use letters, skip counting, or other patterns. If you or the kids around you love these pages, you can buy books full of them at a low price. I recommend the extreme dot to dot books from Mindware. They have a deal to save 20% when you buy three. I like to keep some of these pages at home for a relaxing activity while listening to something. Do you also need these kind of activities for yourself?. Do you like to do something with your hands while listening to an audiobook or relaxing at home? I can relate to that. Maybe it's my ADHD. LOL. Free Printable Dot To Dot This activity pack contains 4 pages of advanced dot to dot puzzles. You don't need a ruler to draw straight lines between the numbered dots. A slightly curved freehand line will make the drawing look more natural. These worksheets are a fun and creative way to improve your fine motor skills and hand-eye coordination. Dot to dot printables are not only enjoyable, but they also have some great benefits for kids and teens.

They help with number recognition and fine motor skill development. To get the free printable, just enter your name and email address in the form below and click the GET IT NOW button. I'll send the printable file to your inbox. Terms and Conditions: By downloading this free printable, you are subscribing to my e-newsletter and you'll be updated when I release new free printable files. This printable is for personal use or classroom use only. You can use this file in part or in whole for your personal projects. You are not allowed to resell, share, or redistribute the files. If you want to share, please direct your friends to the original blog post where you found this. Enjoy connecting the dots! Dot to dot pages are my favorite worksheets for keeping kids entertained on long trips. You can also check out my printable road trip activity pages and this road trip game bundle with a printable dot game grid. For more free printable coloring pages, visit Brooklyn Berry Designs. Here are some dot to dot printables with animal designs for younger kids. They also have answer keys to show the finished images. You can also try these Christmas dot to dot pages and St. Patrick's Day activity pages. Young children will love making animals with these fun dot to dot printables. These dot to dot worksheets will help children practice counting and fine motor skills. These dot to dot printables are suitable for preschool, pre-k, kindergarten and first grade.

They are perfect for an animal theme or animal activities. No preparation needed! Just print the animal printables and have fun with dot to dot free printables. Whether you are a parent, If you are looking for some fun and educational activities for your kids, you will enjoy these extreme dot to dot animals free printables. They are suitable for children of different ages, from toddlers to second graders. You can use them to practice counting, tracing, and learning about different animals. To get your free Animal Dot-to-Dot pack, just scroll down to the end of this post and click on the link. You can download and print the pdf file in black and white. connect the dots animals The pack contains ten pages, each with an animal name and a dot-to-dot picture. The animals are: narwhal, shark, fish, jellyfish, sea urchin, pig, dolphin, lizard, penguin, and raccoon. The dot-to-dot pictures range from one to twenty-five dots. dot to dot printables These dot-to-dot worksheets are fun and engaging for young children. They will feel proud of completing the pictures and tracing the animal names. They will also learn about the animal kingdom and improve their visual discrimination skills. animal dot to dot printables These free worksheets also help kids develop their fine motor skills and hand muscles. They will practice drawing straight lines and writing letters as they connect the dots and trace the words. If you want more activities to work on shapes, counting, and coloring, you can check out these links: Shape Activities for toddlers and preschoolers Popsicle stick shape activity for preschoolers Count the dot Subitizing Activities pdf Small, Smaller, and Smallest Worksheets Shape Pattern Block Templates Fingerprint Counting Printables Country Coloring Pages Goldfish Counting Printable Bowling Counting Cards Peanut Butter and Jelly Counting Activity Counting Farm Animals Worksheet 1-10 Printable numbers 1-10 for preschoolers Lego Numbers - Printable Duplo Mats Count to 10 Bingo Dauber Printables. If you are looking for some fun and educational activities for your kids, you will love these extreme dot to dot animals free printables. They are great for developing fine motor skills, concentration, and number recognition. You can also use them to teach your kids about different animals and their habitats, life cycles, and classifications. Here are some of the activities you can find on my site: - Bug Counting Game, Number Tracing Sandcastles, Pirate Color by Number Printable, Zoo Animals Color by Number, and Pirate I Spy Worksheets: These are perfect for preschoolers who are learning to count, trace, and identify numbers and colors. - Big or Small Worksheets, Number Mazes, and Number Recognition Activities: These are fun for preschoolers who are learning to compare sizes, follow directions, and recognize numbers from 1 to 10. - Are you My Mother? Matching Mom & Baby Farm Animals, Animal Homes Clip Cards, Farm Animals and their Homes Flip Book, Animals with their Babies Names Printable Puzzles, and Animal Hidden Picture Worksheets: These are great for teaching your kids about the names and relationships of different farm animals and their homes. - Zoo Animal Crafts, Jungle Animal Coloring Pages, Nocturnal Animal Game, Jello Animal Cell Project, Zoo Animals Worksheet, and Endangered Animals Find the Letter Worksheets: These are ideal for exploring the diversity and characteristics of different zoo animals, such as their shapes, colors, sounds, and behaviors. - Animal Habitats Activity with Animal Cookies, Silly Animals and their Habitats Activity, Animal Habitats Worksheets, Biomes Coloring Pages, Animal Cookie Matching Activity, Animal Homes Clip Cards, and Animal Habitat Game: These are fun for learning about the different habitats and ecosystems of animals, such as forests, deserts, oceans, and ponds. - Animal Word Searches, Animal Dot Marker Worksheets, Animal Pattern Worksheets, Turkey Life Cycle Worksheets, Life Cycle of Salmon Worksheets, Life Cycle of an Ant, Bat Life Cycle Worksheets, Ladybug Life Cycle Worksheets, Butterfly Printable, and Life Cycles for Kids Worksheets: These are excellent for teaching your kids about the different stages and processes of animal life cycles, such as birth, growth, reproduction, and death. - Animal Classifications for Kids Cootie Catchers, Zoo Animal Color by Letter Worksheets, Zoo Scavenger Hunt, Shark Printable Reader, Ocean Animals for Kids, Animal I Spy Worksheets, Zoo Animals Color by Number, Zoo Animals Reader, and Jungle Animal Coloring Pages: These are wonderful for introducing your kids to the different categories and groups of animals, such as mammals, birds, reptiles, fish, and insects. - Preschool Animals Theme, Beginning Sounds Animal Cards, Uppercase Tracing Letters with Animals, Animal Masks, Count and Cover Zoo Animals with Cheerios, and Animal Dot to Dot Worksheets: These are awesome for reinforcing your kids' literacy and math skills, such as letter sounds, letter formation, counting, and matching. Please note that these resources are for personal and personal classroom use only. You may not sell, host, reproduce, or store them on any other site. If you want to share them, please direct others to this post to get their own free copy. Thank you for your cooperation and enjoy! If you are looking for some fun and educational activities for your kids, you will love these extreme dot to dot animals free printables. They are great for developing fine motor skills, concentration, and number recognition. Plus, they reveal some amazing animal pictures when completed! These printables are suitable for kids of different ages and skill levels. You can choose from easy, medium, or hard dot to dot worksheets, featuring animals such as lions, elephants, giraffes, and more. All you need is a printer, some paper, and a pencil or marker. To download these extreme dot to dot animals free printables, just click on the link below. You will get a PDF file that you can print and use as many times as you want.

Please note that these printables are for personal or classroom use only. Do not copy, sell, or redistribute them. See Terms of Use for more details. >> Extreme Dot to Dot Animals Free Printables << Beth Gordon is the founder of Preschool Play and Learn, a website that offers free printables and learning activities for preschoolers. She is also the author of 123Homeschool4Me.com and kindergartenworksheetsandgames.com, where she shares over 100,000 pages of free resources for PreK-8th grade. As a homeschooling mom of six, she loves to create fun and engaging ways to make learning FUN!