









MY HONEYWELL BUILDINGS UNIVERSITY COURSE CATALOG 2023

For Distributors and
System Integrators

Honeywell

TABLE OF CONTENTS



3	North America & Canada	 Fire	 Security	 Building Management Systems
9	Latin America	 Fire	 Security	
11	Europe	 Fire	 Security	 Building Management Systems
28	Middle East	 Fire	 Security	
38	Asia Pacific	 Fire	 Security	

HOW TO USE THIS CATALOG


This catalog is available for PDF download at


www.myhoneywellbuildingsuniversity.com.

The catalog includes:


- Regulations such as exemptions and cancellation policy
- Course listings which include the list of courses to be pursued in each region and brand
- Course descriptions which may include details such as prerequisites and methods of assessment

CONTENT DELIVERY

 **Classroom:** Instructor Led, In Person

 **Virtual:** Instructor Led, Online

 **On Demand:** Self-Directed, Online

 **Webinar:** Live or Pre-Recorded, Online

GUIDELINES

REGISTRATION

All participants are required to register using our website www.myhoneywellbuildingsuniversity.com.

Registration is region specific and any adjustment to registration information must be done through our administrative team via myhoneywellbuildingsuniversity@honeywell.com.

PAYMENTS

Cost, fees and payment options for all courses are listed in local currency on the MYHBU website.

CANCELLATION POLICY

Cancellations made at least 15 days in advance of the scheduled class are entitled to a full refund. Cancellations made less than 15 days and more than 10 days in advance of the training are entitled to a 50% credit. Cancellations made less than 10 days in advance of the scheduled training forfeit the enrollment fee. Extenuating circumstances will be considered on an individual basis.

LEGAL NOTICE PROGRAM & COURSES

Notwithstanding the contents of this catalog, course outlines or any other course materials provided by My Honeywell Buildings University (MYHBU), MYHBU reserves the right at any time to altogether withdraw, alter or modify its program or courses and/or vary its modes or methods of teaching, delivery and assessment of its program or courses, as deemed necessary in, but not limited to, the following circumstances:

- As a result of any changes imposed by national laws, legislation or governmental regulations or orders;
- In response to the occurrence of a force majeure event, including, but not limited to, war (whether declared or not), riots, civil disorder, epidemics, pandemics, quarantines, earthquakes, fire, explosions, storms, floods or other adverse weather conditions, strikes, lockouts or other industrial action, confiscation or any other action or authority by governmental or regulatory agencies or acts of God;
- In the event of an emergency where there is risk to life and property;
- Where minimum class size requirements are not met; and
- Where the exigencies of the circumstances require such action to be taken by MYHBU.

Owing to the onset of the COVID-19 pandemic, teaching, delivery and assessment of MYHBU courses will be conducted mainly through virtual/online/electronic means. MYHBU will conduct in-person classroom training in accordance with local guidelines, and as required by the program's practicum requirements, with provisions for observance to local official protocols and guidelines.

For all inquiries, please contact us at myhoneywellbuildingsuniversity@honeywell.com

MESSAGE FROM THE DIRECTOR

Over 100 years ago, Honeywell's innovation defined energy efficiency by automating indoor comfort. In the 21st century, we at Honeywell Building Technologies are shaping the future of the world by making buildings healthier, safer, smarter and more efficient.

We aim to enable our customers and partners to achieve their goals and unleash their potential through education. In this catalog, you will find information on our offerings for building controls, fire detection and suppression, security products, HVAC controls and much more.

Our training offerings are developed and delivered by Honeywell industry experts. We use comprehensive learning techniques and technologies so your teams can develop their capabilities. Whether it is on-demand training which you can take at your convenience, robust virtual classroom sessions or custom face-to-face sessions, we provide an enriched learning experience.

We are eager to enable your growth and success, as you shape the future.

Peeran Mukadam, CPTD

SR DIRECTOR, GLOBAL LEARNING & CUSTOMER ENABLEMENT





BRAND	FIRE-LITE	SILENT KNIGHT	FARENHYT	GAMEWELL-FCI
Name	Fire-Lite Software Academy	Knight School	Farenhyt FCT	E3/S3 Systems University
Description	Endurance Series FS-tools programming setup, commissioning and troubleshooting certification	Silent Knight 6000 series HFSS tools programming commissioning and troubleshooting certification	HFSS tools programming for IFP-2100, IFP-300, IFP-75, commissioning and troubleshooting certification	E3 and S3 hardware overview, system programming with CAMWorks, download testing and troubleshooting operation
Pre-requisites	None	None	None	None
Duration	1 Day	3 Days	2 Days	4 Days
Delivery Medium				
Target Audience	Installer, Field Technician	Installer, Field Technician	Installer, Field Technician, Engineer	Installer, Field Technician, Engineer
Max Participants	15	15	15	8
BRAND	GAMEWELL-FCI	GAMEWELL-FCI	GAMEWELL-FCI	GAMEWELL-FCI
Name	E3 Voice Systems University	E3 Advanced University - Special Audio / MNS	E3 Advanced Seminar - Smoke Control	E3 Advanced Seminar - Smoke Control
Description	E3 Voice hardware review, programming of voice evacuation in a networked system	Advanced programming to override fire signaling with mass notification, multiple messaging, audio synchronization	Advanced CAM programming of fans and dampers with manual override, weekly test and fault detection	Advanced CAM programming of fans and dampers with manual override, weekly test and fault detection
Pre-requisites	None	Previous E3 certification	Previous E3 certification	Previous E3 certification
Duration	4 Days	5 Days	3 Days	3 Days
Delivery Medium				
Target Audience	Installer, Field Technician, Engineer	Installer, Field Technician, Engineer	Installer, Field Technician, Engineer	Installer, Field Technician, Engineer
Max Participants	8	8	8	8
BRAND	NOTIFIER	NOTIFIER	NOTIFIER	NOTIFIER
Name	ONYX University	Notifier ONYX Advanced Applications University	ONYX Work + MNS	Web Enhanced Certification
Description	Notifier 640 & 3030 Verifier Tools Programming, Commissioning & Troubleshooting Certification	Notifier 640 & 3030 Setup, Commissioning & Troubleshooting Certification	Notifier 640 & 3030 & NCA-2 Advanced Functions, DVC Programming Onyxworks	Notifier 640 & 3030 Verifier Tools Programming, Commissioning, and Troubleshooting Re-Certification
Pre-requisites	5 Online Modules	None	None	Notifier 640 & 3030 Training
Duration	4 Days	4 Days	5 Days	Self Paced
Delivery Medium				
Target Audience	Installers, Technicians, Engineers	Installers, Technicians, Commissioning Agents, Engineers	Installer, Field Technician, Engineer	Certified Technicians
Max Participants	8-16 (location specific)	8-16 (location specific)	8	8

Fire Training Courses: US & Canada



BRAND	MAXPRO	PRO-WATCH	PRO-WATCH	PRO-WATCH
Name	MAXPRO NVR and Viewer Certified Installer Course	Pro-Watch Basic Recertification	Pro-Watch Certified Installer	Pro-Watch Advanced
Description	Setup, commissioning, troubleshooting certification	Setup, commissioning, troubleshooting certification	Setup, commissioning, troubleshooting certification	Advanced setup, commissioning, troubleshooting certification
Pre-requisites	3 online modules	Pro-Watch certified installer classroom	3 online modules	Pro-Watch certified installer
Duration	2 Days	1 Hour	1 Day	1 Day
Delivery Medium				
Target Audience	Integrators, Installers, System Admins	Integrators, Installers, System Admins	Integrators, Installers, System Admins	Integrators, Installers, System Admins
Max Participants	10		10	10

BRAND	PRO-WATCH	MAXPRO	MAXPRO	MAXPRO, ENTERPRISE VIDEO
Name	Pro-Watch End User	MAXPRO NVR and VMS Certified Installer Course	MAXPRO NVR VMS Online Recertification	Enterprise, MAXPRO VMS Certified Installer
Description	Commissioning, troubleshooting, daily use	Setup, commissioning, troubleshooting certification	Setup, commissioning, troubleshooting recertification	Setup, commissioning, troubleshooting certification
Pre-requisites	3 online modules	3 online modules	Prior certification on same subject	3 online modules
Duration	2 Days	1 Day	1 Hour	5 Days
Delivery Medium				
Target Audience	End users	Integrators, Installers, System Admins	Integrators, Installers, System Admins	Integrators, Installers, System Admins
Max Participants	10	10		10



BRAND	WIN-PAK	WIN-PAK	VINDICATOR	VINDICATOR	VINDICATOR
Name	WIN-PAK Certified Installer	WIN-PAK End User	Intrusion Detection	Command & Control	Access Control
Description	Setup, commissioning, troubleshooting certification	Setup, commissioning, troubleshooting certification	Setup, commissioning, troubleshooting certification	Setup, commissioning, troubleshooting certification	Setup, commissioning, troubleshooting certification
Pre-requisites	3 online modules	3 online modules	None	None	None
Duration	1 Day	2 Days	5 Days	5 Days	5 Days
Delivery Medium					
Target Audience	Integrators, Installers, System Admins	Integrators, Installers, System Admins			
Max Participants	10	10			



BRAND	ALERTON	ALERTON	ALERTON	ALERTON	ALERTON
Name	HVAC Fundamentals Course	Compass Operator	Ascent Fundamentals Course	Networking Fundamentals Course v6	Ascent Engineering & Commissioning
Description	HVAC Fundamentals e-learning modules introduce students to the basics of HVAC theory and equipment.	This course focuses on the operator's role in an Alerton System by introducing the Ascent System hardware and Compass software. Students will learn the fundamentals of the Compass workstation using Ascent and BACtalk hardware to simulate an actual installation. Students are introduced to the hardware architecture and hierarchy of the Alerton system. Simulating real life scenarios, students will configure and edit the most commonly used features of Compass and learn to maximize the potential use of this system.	This course emphasizes the design, developments and commissioning of a BACtalk system using the Ascent platform software.	The Networking Fundamentals course is an online self-paced course designed to give dealers enough understanding of networking technologies to implement the Alerton BACtalk product line on a customer's network; whether it's a basic local area network (Ethernet) or a larger wide area network (IP).	This course emphasizes the design, development and commissioning of an Alerton Compass system. Using mock plans and specifications students will learn the fundamentals of engineering and commissioning an Ascent System.
Pre-requisites	None	None	None	None	None
Duration	Self Paced: 10 modules, 5-30 minutes each, plus additional reading	2 Days	Self Paced: Approximately 45 hours of content	Self Paced: Approximately 24 to 48 hours of content	5 Days
Delivery Medium					
Target Audience	Operator, Installer, Field Technician, Commissioning Agent, Engineer, Programmer, Sales	Operator, Installer, Field Technician, Commissioning Agent, Engineer, Programmer, Sales	Installer, Field Technician, Commissioning Agent, Engineer, Programmer	Field Technician, Engineer, Programmer	Field Technician, Commissioning Agent, Engineer, Programmer
Max Participants		12			12



BRAND	ALERTON	ALERTON	ALERTON	HONEYWELL MULTISITE (NOVAR)	PHOENIX CONTROLS
Name	Ascent DDC Programming Course Lab	Advanced Networking & Integration Online	Advanced Networking & Integration Lab	EMS Cert	Vision
Description	This course emphasizes DDC development. The class will cover all DDC code devices available in BACtalk. This is a lab intensive course allowing students the opportunity to gain practical experience writing DDC code for VLCs and Global Controllers/Building Controllers.	The Advanced Networking and Integration online course, is the second in Alerton's networking technologies curriculum. This course covers the rules and configuration requirements for implementing a BACnet-based building automation and control system using Alerton's product line on a customer's enterprise network or on a network installed and managed by the dealer.	The Alerton Advanced Networking and Integration Lab, is the fourth course in Alerton's technologies curriculum. Advanced Networking and Integration Lab is an instructor-led lab intensive training course wherein students configure and implement the BACtalk and Ascent products using BACnet/Ethernet and BACnet/IP protocols. The class also covers how to integrate the Alerton's legacy Ibex protocol and the Modbus protocol using the ACM global controller.	EMS Installation Certification Course	This course covers the installation of Vision S/W, navigational structure/hierarchy, point creation, mapping, alarm configuration, dashboards, fume hood certification and report creation.
Pre-requisites	None	Networking Fundamentals; Ascent Engineering & Commissioning	Networking Fundamentals; Adv. Networking & Integration Online; Ascent Engineering & Commissioning	None	Vantage Startup, Niagara Certification
Duration	5 Days	Self Paced: Approximately 8-16 hours of content	5 Days	3 Days	4 Days
Delivery Medium					
Target Audience	Engineer, Programmer	Field Technician, Commissioning Agent, Engineer	Field Technician, Commissioning Agent, Engineer	Electrical Contractors	Partners
Max Participants	12		12	10	6



BRAND	PHOENIX CONTROLS	PHOENIX CONTROLS	PHOENIX CONTROLS	PHOENIX CONTROLS
Name	Vantage (Workbench) Startup	Vantage Advanced Topics	Celeris-Traccel-Theris Start Up	BACnet Startup
Description	Phoenix 101, commissioning valves, BMS Integration, troubleshooting and maintenance	Advanced temperature controls, room manager advanced topics, advanced control logic	Phoenix 101, commission and integrate with BMS, troubleshooting and maintenance	BACnet overview (MS/TP), commissioning BACnet Traccel or Theris Valves, troubleshooting BACnet network communications
Pre-requisites	Niagara Certification	Vantage Startup Certified or equivalent	LonMaker Turbo S/W purchase, Network Card, Network Cable, S/W activation key through Echelon	Celeris/Traccel/Theris Startup
Duration	4 Days	4 Days	5 Days	4 Days
Delivery Medium				
Target Audience	Field Technician, Commissioning Agent, Engineer	Field Technician, Commissioning Agent, Engineer	Field Technician, Commissioning Agent, Engineer	Field Technician, Commissioning Agent, Engineer
Max Participants	7	6	7	7

BRAND	PHOENIX CONTROLS	PHOENIX CONTROLS	PHOENIX CONTROLS	PHOENIX CONTROLS
Name	Combined Sales & Applications	Celeris 2 Service Training	Vantage Service Training	Niagara AX & N4 Certification Training
Description	Phoenix 101, products & solutions, applications, selling Phoenix Controls, competitive analysis	Phoenix 101, fume hood controls, troubleshooting valve and lab control, troubleshooting BACnet integration	Phoenix 101, fume hood controls, using workbench, troubleshooting valve and lab control, troubleshooting BACnet integration	Niagara platforms and stations, creating control logic, scheduling, alarming, trending, network drivers, graphics, users and security
Pre-requisites	HVAC experience preferred	Microsoft Windows and Excel is recommended	None	Precourse materials
Duration	5 Days	5 Days	5 Days	5 Days
Delivery Medium				
Target Audience	Sales	Operator	Operator, Installer, Field Technician, Engineer	Field Technician, Commissioning Agent, Engineer
Max Participants	7	6	6	8



BRAND	GAMEWELL-FCI	NOTIFIER	NOTIFIER	NOTIFIER	ESSER
Name	Web Enhanced Recertification	ONYX University	Regional Notifier ONYX University	ONYXWorks + MNS	ESSER
Description	Recertification E3 and S3 hardware and system programming with CAMWorks	Notifier 640 and 3030 setup, commissioning and troubleshooting certification	Notifier 640 and 3030 setup, commissioning and troubleshooting certification	Notifier 640, 3030 and NCA-2 adv functions, DVC programming, ONYXWorks	FlexES setup, commissioning and troubleshooting certification
Pre-requisites	Previous Certification	12 Online modules	12 Online modules	ONYX University	None
Duration	Self-Paced On-line	5 days	5 days	5 days	3 Days
Delivery Medium					
Target Audience	Certified Techs	Installer, Field Technician, Commissioning Agent, Engineer	Installer, Field Technician, Commissioning Agent, Engineer	Installer, Field Technician, Commissioning Agent, Engineer	Installer, Field Technician, Commissioning Agent, Engineer
Max Participants		6	6	6	6

BRAND	FIRE-LITE	FIREWARDEN	MORLEY	FARENHYT
Name	Fire-Lite Academy	FireWarden Academy	DX Connexion Training	Farenhyt
Description	Endurance Series setup, commissioning and troubleshooting certification	Endurance Series setup, commissioning and troubleshooting certification	DX Connexion Series setup, commissioning and troubleshooting training	IFP2100 Series setup, commissioning and troubleshooting training
Pre-requisites	4 online modules	None	None	None
Duration	3 Days	3 Days	2 Days	2 Days
Delivery Medium				
Target Audience	Installer, Field Technician	Installer, Field Technician	Installer, Field Technician	Installer, Field Technician, Commissioning Agent, Engineer
Max Participants	20	20	10	



BRAND	PRO-WATCH	PRO-WATCH	PRO-WATCH
Name	Pro-Watch Basic Recertification	Pro-Watch Certified Installer	Pro-Watch Advanced
Description	Setup, commissioning, troubleshooting certification	Setup, commissioning, troubleshooting certification	Advanced setup, commissioning, troubleshooting certification
Pre-requisites	Pro-Watch Certified Installer classroom	3 online modules	Pro-Watch Certified Installer
Duration	1 Hour	1 Day	1 Day
Delivery Medium			
Target Audience	Integrators, Installers, System Admins	Integrators, Installers, System Admins	Integrators, Installers, System Admins
Max Participants		10	10

BRAND	MAXPRO	MAXPRO	WIN-PAK
Name	MAXPRO NVR and VMS Certified Installer Course	MAXPRO NVR VMS Online Recertification	WIN-PAK Certified Installer
Description	Setup, commissioning, troubleshooting certification	Setup, commissioning, troubleshooting recertification	Setup, commissioning, troubleshooting certification
Pre-requisites	3 online modules	Prior certification on same subject	3 online modules
Duration	1 Day	1 Hour	1 Day
Delivery Medium			
Target Audience	Integrators, Installers, System Admins	Integrators, Installers, System Admins	Integrators, Installers, System Admins
Max Participants	10		10



EUROPE



BRAND	ESSER	ESSER	ESSER	ESSER	ESSER
Name	Workshop Wireless & Alarm Devices	Extinguishing System 8010	System Workshop PAVA	Professional Workshop PAVA	Basic Workshop WINMAG
Description	Training on national regulations regarding Fire Alarm Systems, practical exercises and presentation of product portfolio	Training on national regulations regarding Fire Alarm Systems, practical exercises and presentation of product portfolio	Training on our IQ8 detectors, panels and the Esserbus loop including software tools 8000 for configuration	Training on our FlexES Control panel incl. Special functions in tools 8000 software which are only available for this panel	VESDA, FAAST and Titanus ASD Systems. Main functionalities and configuration are trained through these courses
Pre-requisites	TRVB 123 S	TRVB 123 S	None	Basic Workshop FAS	None
Duration	1 Day	1 Day	2 Days	2 Days	2 Days
Delivery Medium					
Target Audience	Planners, Engineers, Office Workers, Installers, Field Technicians	Planners, Engineers, Office Workers, Installers, Field Technicians	Engineers, Installers, Field Technicians	Engineers, Installers, Field Technicians	Engineers, Installers, Field Technicians
Max Participants	24	12	12	6	12

BRAND	ESSER	ESSER	ESSER	ESSER	ESSER
Name	Professional Workshop WINMAG	Workshop System IQ8 Control	Workshop System FlexES Control	Expert Workshop IQ8 Control	Aspirating Smoke Detectors
Description	Practical work with our wireless and alarm devices	Training on extinguishing system 8010 and regulations for extinguishing systems	Training on our VARIODYN Voice Alarm System including designer configuration software	Advanced training on our VARIODYN products including networking and trouble shooting	WINMAG is a management system which is normally used in bigger buildings to publish FIRE, voice alarm, security and other products on one common platform
Pre-requisites	Workshop System IQ8 Control or equivalent experience	None	None	System Workshop PAVA	None
Duration	1 Day	1 Day	3 Days	2 Days	2 Days
Delivery Medium					
Target Audience	Engineers, Installers, Field Technicians	Engineers, Installers, Field Technicians	Engineers, Installers, Field Technicians, Planners	Engineers, Installers, Field Technicians, Planners	Engineers, Installers, Field Technicians
Max Participants	12	8	8	8	12



EUROPE



BRAND	ESSER	ESSER	ESSER	ESSER
Name	Recertification Fire Systems	Workshop Wireless & Alarm Devices	Extinguishing System 8010	Door Holding Systems RZ-24
Description	WINMAG is a management system which is normally used in bigger buildings to publish FIRE, voice alarm, security and other products on one common platform. During the expert workshop there are trained different types of configurations and possibilities of WINMAG for advanced users	Training on our IQ8 Detectors, panels and the Esserbus loop including software tools 8000 for configuration	Training on our FlexES control panel incl. special functions in tools 8000 software which are only available for this panel	Advanced training on our ESSER products including essernet network, Fire Brigade products and wireless detectors as well as trouble shooting
Pre-requisites	Basic Workshop WINMAG	None	Workshop System IQ8 Control or equivalent experience	Workshop System IQ8 Control or equivalent experience
Duration	2 Days	2 Days	1 Day	2 Days
Delivery Medium				
Target Audience	Engineers, Installers, Field Technicians	Engineers, Installers, Field Technicians	Engineers, Installers, Field Technicians	Engineers, Installers, Field Technicians
Max Participants	6	12	12	12

BRAND	ESSER	ESSER	ESSER	ESSER
Name	DIN and VdS Certification Fire Alarm	TrainEY program	Planning Voice Alarm Systems	Workshop Voice Alarm Systems
Description	VESDA, FFAST and Titanus ASD Systems. Main functionalities and configuration are trained through these courses	Update on IQ8 and FlexES products as well as update of national regulations	Practical work with our wireless and alarm devices	Training on extinguishing system 8010 and regulations for extinguishing systems
Pre-requisites	None	Workshop System IQ8 Control and Workshop System FlexES Control	Workshop System IQ8 Control or equivalent experience	None
Duration	1 Day	1 Day	1 Day	1 Day
Delivery Medium				
Target Audience	Engineers, Installers, Field Technicians	Engineers, Installers, Field Technicians, planners	Engineers, Installers, Field Technicians	Engineers, Installers, Field Technicians
Max Participants	18	24	12	12



EUROPE



BRAND	ESSER	ESSER	ESSER	ESSER	ESSER
Name	Expert Workshop Voice Alarm	Workshop Terminal Configuration	Acoustic Workshop	DIN Certification Voice Alarm	WINMAG Workshop Beginners
Description	Training on regulations for door holding systems in Germany and our product range for this market	Exam preparation for DIN and VdS certifications	Special training for apprentices and trainees in Germany	Training on national regulations regarding Voice Alarm Systems, practical exercises and presentation of product portfolio	Training on our VARIODYN Voice Alarm System including designer configuration software
Pre-requisites	None	None	None	None	None
Duration	1 Day	4 Days	3 Days	1 Day	2 Days
Delivery Medium					
Target Audience	Engineers, Installers, Field Technicians	Engineers, Installers, Field Technicians	Apprentices and trainees of installers	Engineers, Installers, Field Technicians, Planners	Engineers, Installers, Field Technicians, Planners
Max Participants	18	24	18	24	12

BRAND	ESSER	ESSER	ESSER	ESSER	ESSER
Name	WINMAG Workshop Experts	Planning Fire Systems	Technikschulung NF300-NF5000	Externe Technikschulung NF300-NF5000	Einsteigerschulung
Description	Advanced training on our VARIODYN products including networking and trouble shooting	Terminal software is a special software which is sometimes needed for configuration of voice alarm systems	Special workshop from an external instructor for measurement of acoustics inside bigger buildings	Exam preparation for DIN certifications	WINMAG is a management system which is normally used in bigger buildings to publish FIRE, Voice Alarm, security and other products on one common platform
Pre-requisites	Workshop Voice Alarm Systems	Workshop Voice Alarm Systems	None	None	None
Duration	2 Days	1 Day	2 Days	2 Days	2 Days
Delivery Medium			*	*	*
Target Audience	Engineers, Installers, Field Technicians, Planners	Engineers, Installers, Field Technicians, Planners	Engineers, Installers, Field Technicians, Planners	Engineers, Installers, Field Technicians	Engineers, Installers, Field Technicians
Max Participants	12	12	24	24	12

* Instruction Language: German



EUROPE



BRAND	ESSER	ESSER / NOTIFIER	NOTIFIER	NOTIFIER
Name	NOTIFIER Tools /Funk	Workshop Technik	Updateschulung NF300-NF5000	Rauchansaugsysteme
Description	WINMAG is a management system which is normally used in bigger buildings to publish FIRE, voice alarm, security and other products on one common platform. During the expert workshop there are trained different types of configurations and possibilities of WINMAG for advanced users	Training on national regulations regarding Fire Alarm Systems, practical exercises and presentation of product portfolio	Installation, programming and commissioning of these fire detection panels as well as fault finding	Installation, programming and commissioning of these fire detection panels as well as fault finding
Pre-requisites	WINMAG Workshop beginners	None	Basic electrical knowledge	Basic electrical knowledge
Duration	2 Days	2 Days	2 Days	2 Days
Delivery Medium	*	*	*	*
Target Audience	Engineers, Installers, Field Technicians	Planners, Engineers, Office Workers, Installers, Field Technicians	Installer, Field Technician, Engineer	Installer, Field Technician, Engineer
Max Participants	8	24	20	20

* Instruction Language: German

BRAND	NOTIFIER	NOTIFIER	NOTIFIER	NOTIFIER
Name	DIN 14675-Schulung und -Prüfung	Auffrischung DIN14675	Morley IAS DXc Workshop	Updateschulung NF300-NF5000
Description	Basic introduction of fire detection	Training for remote access software NORA and Agile wireless detection systems	Advanced training for fault finding and special programming of NF300-NF5000 fire detection systems	Refresh for certificate owners, business owners to maintain installer certification at VdS and TÜV
Pre-requisites	None	Basic knowledge of NOTIFIER detection systems	Good knowledge of NF300-NF5000 systems	Already certified persons of an installer company
Duration	1 Day	1 Day	1 Day	1 Day
Delivery Medium	*	*	*	*
Target Audience	Job starter in fire detection business	Advanced Installer, Field Technician, Engineer	Advanced Installer, Field Technicians, Engineer	Already certified persons of an installer company
Max Participants	20	15	12	15

* Instruction Language: German

Fire Training Courses: Europe



EUROPE



BRAND	NOTIFIER	NOTIFIER	NOTIFIER	NOTIFIER
Name	Rauchansaugsysteme	DIN 14675-Schulung und -Prüfung	Auffrischung DIN14675	Morley IAS DXc Workshop
Description	Vesda and FFAST Installation, programming and commissioning	Preparation training and exam for certification according DIN14675	Recertification DIN14675	Workshop for advanced training for installers of Morley DXc panels
Pre-requisites	None	Basic electronic knowledge (necessary for obtaining the DIN certificate)	Already DIN14675 certified people for recertification	Installers, who already attended a standard training for Morley DXc
Duration	1 Day	4 Days	1 Day	1 Day
Delivery Medium	*	*	*	*
Target Audience	Installer, Field Technician, Engineer	Possible owner of certification for VdS and DIN (company owner or responsible person for the certification as approved installer)	Already DIN14675 certified people	Already trained customer for DXc panels
Max Participants	10	20	15	31

* Instruction Language: German

BRAND	NOTIFIER UK	NOTIFIER UK	NOTIFIER UK	NOTIFIER UK
Name	ID3000 Service	ID3000 Commissioning	ID3000 Networking	Pearl
Description	Instruction on using the fire panel via keypad; comprehension of feature/function set and electronic pcb build options. Using hands-on approach and guided activity procedure and presentation material.	PC based use of the commissioning software to program a fire panel to operate with required cause & effect rules. Engineers follow and emulate the the trainer's instruction before connecting PC to fire panel for checking of program.	Presentation on comprehending the features/functions of setting up a panel network. Use of the pc-based diagnostics tool to fault find network faults.	Service and commissioning of Pearl fire system, to enable maintenance tasks via keypad and use of PC-based programming tool.
Pre-requisites	None	ID3000 Service course	ID3000 Commissioning	5 E-learning modules via LMS
Duration	1 Day	1 Day	1 Day	1 Day
Delivery Medium				
Target Audience	Installation, Service and Commissioning Engineers	Commissioning Engineers	Commissioning Engineers	Installation, Service and Commissioning Engineers
Max Participants	8	8	8	8

Fire Training Courses: Europe



EUROPE



BRAND	NOTIFIER UK	NOTIFIER UK	NOTIFIER UK	NOTIFIER UK
Name	ID2000 Service	ID2000 Commissioning	ID60 Service	ID60 Commissioning
Description	Instruction on using the fire panel via keypad; comprehension of feature/function set and electronic PCB build options. Using hands-on approach and guided activity procedure and presentation material.	PC based use of the commissioning software to program a fire panel to operate with required cause & effect rules. Engineers follow and emulate the the trainer's instruction before connecting PC to fire panel for checking of program.	Instruction on using the fire panel via keypad; comprehension of feature/function set and electronic pcb build options. Using hands-on approach and guided activity procedure and presentation material.	PC based use of the commissioning software to program a fire panel to operate with required cause & effect rules. Engineers follow and emulate the the trainer's instruction before connecting PC to fire panel for checking of program.
Pre-requisites	None	ID2000 Service	None	ID60 Service
Duration	1 Day	1 Day	1 Day	1 Day
Delivery Medium				
Target Audience	Installation, Service and Commissioning Engineer	Installation, Service and Commissioning Engineer	Installation, Service and Commissioning Engineer	Installation, Service and Commissioning Engineer
Max Participants	8	8	8	8

BRAND	NOTIFIER UK	NOTIFIER UK	NOTIFIER UK	NOTIFIER UK
Name	ONYXWorks V3	ONYXWorks V4	Agile IQ Radio	PEARL E-Learning
Description	This is a pc-based graphics alarm reporting system which is connected to the ID3000 fire panel network. This provides for remote monitoring of a fire system - using I.P. based communications interfacing. In depth "hands-on" treatment for training.	This is a pc-based graphics alarm reporting system which is connected to the ID3000 fire panel network. This provides for remote monitoring of a fire system - using I.P. based communications interfacing. In depth "hands-on" treatment for training.	This system of radio type fire detectors and I/O modules, interfaces onto the PEARL and other ID Series of fire panels. Engineers learn how to plan and design a radio fire network before downloading data to fire panel to test.	This is a series of 5 modules which are pre-requisites prior to taking the class-based course.
Pre-requisites	Any other fire panel training	Any other fire panel training	None	None
Duration	1 Day	1 Day	1 Day	24 Hours
Delivery Medium				
Target Audience	Installation, Service and Commissioning Engineers	Installation, Service and Commissioning Engineers	Installation, Service and Commissioning Engineers	Installation, Service and Commissioning Engineers
Max Participants	2	2	4	



EUROPE



BRAND	GENT	GENT	GENT	GENT
Name	Vigilon Basic Commissioning	Vigilon Advanced Commissioning	Vigilon Networking	WinmagPlus
Description	Introducing customer Engineers to the Vigilon Fire Panel and how to set up basic commissioning configuration in addition to using commissioning and engineering tools	Detailing advanced commissioning configuration	Covering physical networking of the panels and simple to complex network configuration	Covering the installation and configuration of the WinmaPlus Graphic PC Software and how to confure it to work with the Vigilon Network
Pre-requisites	None	Vigilon Basic Commissioning Course	Vigilon Advanced Commissioning	Vigilon Advanced Commissioning
Duration	2 Days	2 Days	1 Day	1 Day
Delivery Medium				
Target Audience	Maintenance & Commissioning Engineers	Commissioning Engineers	Commissioning Engineers	Commissioning Engineers
Max Participants	6	6	6	4

BRAND	GENT AND NOTIFIER	SMS	SMS	SMS
Name	Honeywell D1 PAVA Commissioning	SenTRI Basic Commissioning	SenTRI Advanced Commissioning	SenTRI Networking
Description	Covering the hardware, connections and configuration using the designer software of the Honeywell D1 variodyne PA VA system and integrating it into the fire alarm system	Introducing customer engineers to the SenTRI Fire Panel and how to set up basic commissioning configuration in addition to using commissioning and engineering tools	Detailing advanced commissioning configuration	Covering physical networking of the panels and simple to complex network configuration
Pre-requisites	None	None	SenTRI Basic Commissioning Course	SenTRI Advanced Commissioning Course
Duration	2 Days	2 Days	2 Days	1 Day
Delivery Medium				
Target Audience	Commissioning Engineers	Maintenance & Commissioning Engineers	Commissioning Engineers	Commissioning Engineers
Max Participants	4	6	6	6



EUROPE



BRAND	MIAS	MIAS	MIAS	MIAS
Name	ZX Programming	ZX PC	ZX PC & Networking	ZX Bespoke
Description	Overview of the ZX MIAS range of panels. Explanation of the main PCB boards/ Loop cards and protocols / communication cards. / Wiring details. Fault finding techniques. User menu with practical work. The explanation of the commissioning menu with practical work and simple programming tasks. Test of knowledge learned in training.	Overview of the ZX MIAS range of panels. Fault finding techniques. The explanation of the commissioning menu & PC tool with practical work programming the panel with the Pc and the use of ringing patterns and events. Test of knowledge learned in training.	Overview of the ZX MIAS range of panels. Fault finding techniques. The explanation of the commissioning menu & PC tool with practical work programming the panel with the Pc and complex ringing patterns and events. Explanation of networking software and hardware with practical work. Test of knowledge learned in training.	Overview of the ZX MIAS range of panels. Fault finding techniques. The explanation of the commissioning menu & PC tool, programming the panel with the Pc and complex ringing patterns and events. Explanation of networking software and hardware. Based on customer requirements Test of knowledge learned in training.
Pre-requisites	None	ZXPRC or Knowledge of product	ZXPRC or Knowledge of product	None
Duration	1 Day	1 Day	1 Day	1 Day
Delivery Medium				
Target Audience	Engineers, Installers, Field Technicians	Engineers, Commissioning Engineers, Installers, Field Technicians	Engineers, Installers, Field Technicians, Commissioning Engineers	Engineers, Installers, Field Technicians, Commissioning Engineers Sales Persons
Max Participants	8	8	8	10



EUROPE



BRAND	MIAS	MIAS	MIAS	MIAS
Name	DXC	DXC Bespoke	AMX/Visualeyez	E=Learning DXC Module 1-4
Description	Overview of the DXC MIAS range of panels. Fault finding techniques. The explanation of the commissioning menu & PC tool, practical programming the panel with the PC ringing patterns and features. Explanation of networking software and hardware. Test of knowledge learned in training.	Overview of the DXC MIAS range of panels. Fault finding techniques. The explanation of the commissioning menu & PC tool, programming. Explanation of networking software and hardware. Based on customer requirements Test of knowledge learned in training.	The course covers installing and setting up Visualeyez/AMX. Linking to the master panel and PC. Using the software package creating a project scheme and setting up demo and running the project.	An overview of the DXC in four parts . This provides knowledge of the and the basic programming and the panel features.
Pre-requisites	None	None	None	None
Duration	1 Day	1 Day	2 Days	2 Hours
Delivery Medium				
Target Audience	Engineers, Installers, Field Technicians, Commissioning Engineers	Engineers, Installers, Field Technicians, Commission Engineers, Sales Persons	All Engineers and any users of the graphics	All Engineers
Max Participants	8	10	6	



EUROPE



BRAND	INTRUSION	HONEYWELL SECURITY	HONEYWELL SECURITY	HONEYWELL SECURITY	HONEYWELL SECURITY
Name	Introduction Seminar Intrusion	Workshop MB Classic	Workshop MB Secure	Workshop MB Secure Advanced	MB Secure freshUP
Description	System overview, planning exercises, norms and VdS regulatory	Overview and commissioning MB Classic systems	Overview and commissioning MB Secure systems	Advanced functions and troubleshooting	Training about the new functions for experienced customers
Pre-requisites	None	None	None	Participation Workshop MB Secure	Participation Workshop MB Secure
Duration	1 Day	2 Days	2 Days	1 Day	1 Day
Delivery Medium					
Target Audience	Planners, Engineers, New Hired Customer Technicians	Customer Technicians	Customer Technicians	Customer Technicians	Customer Technicians
Max Participants	20	14	14	7	100

BRAND	HONEYWELL SECURITY	HONEYWELL SECURITY	IQMULTIACCESS	IQMULTIACCESS	WINMAG
Name	Rezertifizierung	Introduction Seminar Access Control	Workshop IQMultiAccess	Workshop IQMultiAccess Advanced	WINMAG Basic Workshop
Description	Training for customers who have to recertify VdS without going through all the full trainings	System overview, planning exercises, norms and VdS regulatory	Overview and commissioning Software IQMultiAccess and hardware ACS-8/ACS-2	Advanced functions software IQMultiAccess and hardware ACS-8/ACS-2	Purpose management systems, commissioning with intrusion/video/access
Pre-requisites	Participation Workshop MB Secure	None	None	Participation Workshop IQMultiAccess	None
Duration	1 Day	1 Day	1 Day	2 Days	2 Days
Delivery Medium					
Target Audience	Customer Technicians	Planners, Engineers, New Hired Customer Technicians	Customer Technicians	Customer Technicians	Customer Technicians
Max Participants	100	20	6	6	7



EUROPE



BRAND	WINMAG	HONEYWELL SECURITY	HONEYWELL SECURITY	HONEYWELL SECURITY
Name	WINMAG Workshop Advanced	Workshop IQSystemControl	VdS Expert Training	Workshop Diallers
Description	Advanced functions, troubleshoot exercises	Software IQSystemControl overview commissioning with MB Secure	Training to prepare customer technicians for examination by VdS	IP basics, IP protocols, norms for DACH commissioning diallers
Pre-requisites	Participation Workshop WINMAG basic	MB Secure Workshop	None	None
Duration	2 Days	1 Day	3 Days	2 Days
Delivery Medium				
Target Audience	Customer Technicians	Customer Technicians	Customer Technicians	Customer Technicians
Max Participants	7	7	14	7

BRAND	HONEYWELL SECURITY	HONEYWELL SECURITY	MAXPRO	ADPRO
Name	Introduction Video Basic	Workshop Video IP Systems	Workshop Video MAXPRO	ADPRO XO Series Essentials Plus
Description	System overview, planning exercises	System overview, planning exercises	System overview, planning exercises	Covers the installation, configuration and commissioning of ADPRO XO devices. It also includes a introduction to video analytics and the ADPRO PRO-E series external PIR detectors.
Pre-requisites	None	None	None	None
Duration	1 Day	1 Day	1 Day	1 Day
Delivery Medium				
Target Audience	Planners, Engineers, New Hired Customer Technicians	Planners, Engineers, New Hired Customer Technicians	Planners, Engineers, New Hired Customer Technicians	Installers, Field Technicians, Commissioning Agents, Engineers
Max Participants	7	6	6	8



BRAND	ADPRO	GALAXY	GALAXY	MAXPRO
Name	ADPRO Advanced Video Analytics Installation & Commissioning	Galaxy Advanced	Galaxy Essentials	MAXPRO NVR / VMS
Description	<p>This course covers the installation & commissioning best practices for the ADPRO Video Analytic applications;</p> <p>INTRUSION TRACE - For detection in defines areas creating virtual fences</p> <p>LOITERTRACE – Fore detection of persons loitering beyond a pre-set time in defined areas</p> <p>Participants will learn the methods of camera positioning & systems configuration to optimise detection and minimise nuisance alarms.</p>	<p>The Advanced course is designed as a follow on to the Essentials course. Using practical workshops, it introduces the Engineer to programming a Galaxy Control Panel as a partitioned system using GROUPS. The course will then give experience of programming and testing various scenarios using the LINKS feature. It is a prerequisite of the Advanced course that an Engineer has already attended a Galaxy Essentials training course.</p>	<p>The Galaxy Essentials training course starts with an overview of the most commonly used hardware peripherals and their function. The course will then give the Engineer handson experience of programming and diagnosing a system to a competent level along with practical workshops covering the introduction and programming of MAX4 Readers and wireless devices using the RF Portal.</p>	<p>This practical course is designed for service and installation technicians to leave with an understanding of MAXPRO NVR and MAXPRO VMS. It will cover software installation, configuration, and viewer applications. You will leave with an understanding of how to:</p> <ul style="list-style-type: none"> • Install software for both MAXPRO NVR and MAXPRO VMS • Connect cameras to a MAXPRO NVR • Configure camera and recorder settings in a MAXPRO NVR • Add a MAXPRO NVR to a MAXPRO VMS server • Use Sites and Partitions and apply them to video inputs • Create Roles and Users for the MAXPRO VMS • Connect a keyboard to a MAXPRO VMS client and configure Intercept keys, Logical Camera Groups, and Macros • Use the Viewer application in both MAXPRO NVR and MAXPRO VMS
Pre-requisites	None	Galaxy Essentials	None	None
Duration	½ Day	1 Day	1 Day	1 Day
Delivery Medium				
Target Audience	Installers, Field Technicians, Commissioning Agents, Engineers	Installers, Field Technicians, Commissioning Agents, Engineers	Installers, Field Technicians, Commissioning Agents, Engineers	Installers, Field Technicians, Commissioning Agents, Engineers
Max Participants	8	8	8	8



BRAND	MPI (MAXPRO INTRUSION)	PRO-WATCH	PRO-WATCH	PRO-WATCH
Name	MAXPRO Intrusion	Pro-Watch Eco System	Pro-Watch and Pro-Watch VMS Integration	Pro-Watch HSDK
Description	<p>The MAXPRO Intrusion training course provides an overview of the hardware peripherals and their function, it will then give the engineer hands-on experience of programming and diagnosing a system. After completing the course, the Engineer will be able to:</p> <ul style="list-style-type: none"> • Install, commission and program a MAXPRO Intrusion system from start-up to a basic level • Add/remove system Peripherals • Service and interrogate the panel. View the log, zones, outputs and power 	<p>The purpose of the “Pro-Watch Eco System” training session is to build a solid working knowledge of our HIS access control hardware and Software product lines. Hands-on exercises will help the trainees to build experience on the subjects. The following items will be discussed during the training session;</p> <ul style="list-style-type: none"> • PW6000/6101 and EP1502 Series controller components and architecture • Pro-Watch 3rd Party Panel integration (Lenel / Casi Rusco M5 / Galaxy • Honeywell Integrated Security product card readers • Communication modules • Basic installation knowledge • Installing and maintaining the Pro-Watch Access management suite 	<p>The training focuses on the planning, installation and maintenance of the Pro-Watch Video management suite (MAXPRO VMS) as well as the integration of the Pro-Watch Access Management suite.</p> <p>At the end of the course all students will receive a “Documents and Tools” software package which contains product documentation, product related tools, presentations, and a fully operational Pro-Watch video manager trial version.</p>	<p>Pro-Watch® HSDK Training</p> <ul style="list-style-type: none"> • Installing Pro-Watch HSDK Elements • Verification of HSDK Installation • HSDK Architecture • Multiple HSDK Instances • HSDK configuration • Application module • Test Client and Troubleshooting
Pre-requisites	None	Registered employee from an HIS dealer	Pro-Watch ECO System knowledge is mandatory	Pro-Watch ECO System knowledge is mandatory
Duration	1 Day	4 Days	3 Days	1 Day
Delivery Medium				
Target Audience	Installers, Field Technicians, Commissioning Agents, Engineers	Pro-Watch Commissioning, Service Engineers	Pro-Watch Commissioning, Service Engineers	Pro-Watch Commissioning, Service Engineers
Max Participants	8	8	8	On Request



BRAND	PRO-WATCH	PRO-WATCH	PRO-WATCH
Name	Pro-Watch Visitor Management (LobbyWorks)	Pro-Watch Advanced	Pro-Watch Enterprise
Description	LobbyWorks® Visitor Management Training <ul style="list-style-type: none"> • LobbyWorks installation • Visitor registration process • LobbyWorks notify module • LobbyWorks administration tasks • LobbyWorks web interface • Pro-Watch integration features • System troubleshooting 	Pro-Watch® Advanced Training <ul style="list-style-type: none"> • SQL Database relation • Pro-Watch DTU programming • Advanced badging module • Compliance report manager • PW6000 family panel procedure programming • Pro-Watch new features • System troubleshooting 	Pro-Watch® Enterprise Training <ul style="list-style-type: none"> • Pro-Watch enterprise systems definition • Pro-Watch enterprise server creation • Pro-Watch enterprise regional server • Pro-Watch enterprise database architecture • Join regional server to enterprise • Pro-Watch enterprise shared resources • System troubleshooting
Pre-requisites	Pro-Watch ECO System knowledge is mandatory	Pro-Watch ECO System knowledge is mandatory	Pro-Watch ECO System and Microsoft SQL knowledge is mandatory
Duration	1 Day	3 Days	2 Days
Delivery Medium			
Target Audience	Pro-Watch Commissioning, Service Engineers	Pro-Watch Commissioning, Service Engineers	Pro-Watch Commissioning, Service Engineers
Max Participants			



EUROPE



BRAND	WIN-PAK	WIN-PAK	WIN-PAK
Name	WIN-PAK Essentials	WIN-PAK Advanced	WIN-PAK GX
Description	This course is designed for engineers who maintain/install and commission WIN-PAK systems using NetAXS panels. The course covers an overview of all the hardware, configuration of a full system and available integration options. WIN-PAK features including cards, access level, badge printing, reports, backups, database maintenance. Everything you need to work with a WIN-PAK system.	This course is designed for engineers who maintain/install and commission WIN-PAK systems using PRO series panels. The course covers an overview of all the hardware, configuration of a full system and available integration options. WIN-PAK features including cards, access level, badge printing, reports, backups, database maintenance. Video and Galaxy integration demonstrating the powerful cause and effect available with this suite of products. WIN-PAK Essentials is a pre-requisite before doing this course.	An introduction to installing and configuring WIN-PAK GX. WIN-PAK GX is designed to integrate with your Galaxy alarm(s) allowing activations from Galaxy Intruder control panels to be displayed on Floor plans and event views. This course will not include Access or CCTV products.
Pre-requisites	None	Win-Pak Essentials	Win-Pak Essentials
Duration	1 Day	1 Day	1 Day
Delivery Medium			
Target Audience	Installers, Field Technicians, Commissioning Agents, Engineers	Installers, Field Technicians, Commissioning Agents, Engineers	Installers, Field Technicians, Commissioning Agents, Engineers
Max Participants	8	8	On Request



EUROPE



BRAND	CENTRALINE	EX-OR	EX-OR	EX-OR
Name	NX Fundamentals	Ex-Or - Understanding Lighting Controls	Ex-Or – Introduction to DALI64	Ex-Or – Introduction to DALI64 -TREND
Description	HVAC knowledge, PLC programming skills	5 Online Modules	2 Online Modules	3 Online Modules
Pre-requisites	N4 Certification	Basic HVAC knowledge	PG5 HVAC training	None
Duration	5 days	Self Paced: Approximately 45 minutes of content	Self Paced: Approximately 30 min of content	Self Paced: Approximately 45 minutes of content
Delivery Medium				
Target Audience	CentraLine Partners / Hon Support	Installer, Field Technician, Designers, Estimators, Commissioning Engineers, Sales Managers, Technical Support	Ex-Or Partners: Field Technician, Designers, Estimators, Commissioning Engineers, Sales Managers, Technical Support	TREND Partners: Field Technician, Designers, Estimators, Commissioning Engineers, Sales Managers, Technical Support
Max Participants	8			

BRAND	EX-OR	SBC	SBC	SBC
Name	Ex-Or – DALI Standard & DALI64 Commissioning via Light Touch App	PG5 HVAC	S-Web	Supervisor
Description	Completion of Ex-Or elearning modules – Understanding Lighting Controls and Introduction to DALI64	Basic HVAC knowledge	PG5 HVAC training	None
Pre-requisites	PG5 HVAC training	None	None	PG5 HVAC training
Duration	1 Day	4 Days	3 Days	4 Days
Delivery Medium				
Target Audience	BMS & Electrical Partners (Field Technician, Designers, Estimators, Commissioning Engineers, Sales Managers, Technical Support)	Partner Channel Engineers	Partner Channel Engineers	Partner Channel Engineers
Max Participants	10	8	8	8



EUROPE



BRAND	SBC	SBC	SBC	SBC
Name	BACnet	Service & Maintenance	Basics Control Loops	IT Communication & Security
Description	PG5 HVAC training	None	None	PG5 HVAC training
Pre-requisites	PG5 HVAC training	PG5 HVAC training	None	System Engineering
Duration	3 Days	1 Day	3 Days	1 Day
Delivery Medium				
Target Audience	Partner Channel Engineers	End Customer Engineers	Partner Channel Engineers	Partner Channel Engineers
Max Participants	8	8	8	8

BRAND	SBC	SBC	TREND	TREND
Name	Feeldbus Communication	Practical AHU	System Engineering	System Engineering
Description	PG5 HVAC training	PG5 HVAC training	None	None
Pre-requisites	IQ Engineering	IQ Engineering	None	None
Duration	2 Days	2 Days	1 Day	1 Day
Delivery Medium				
Target Audience	Partner Channel Engineers	Partner Channel Engineers	Partner Channel Engineers, End users	Partner Channel Engineers, End users
Max Participants	8	8	8	6

BRAND	TREND	TREND	TREND	TREND
Name	IQ Engineering	IQECO	Strategy Design	IQVision Operator
Description	System Engineering	IQ Engineering	IQ Engineering	None
Pre-requisites	IQVision Operator	None	None	IQ Engineering
Duration	2 Days	1 Day	2 Days	
Delivery Medium				
Target Audience	Partner Channel Engineers	Partner Channel Engineers	Partner Channel Engineers	Partner Channel Engineers, End users
Max Participants	8	8	8	



MIDDLE EAST



BRAND	NOTIFIER UL	NOTIFIER UL	NOTIFIER UL	NOTIFIER UL
Name	Notifier ONYX Certification Training	Notifier ONYX Digital Voice Command Certification Training	Notifier ONYX Advanced Certification Training	Notifier ONYX End User & Operator Training
Description	The ONYX University Course has been designed for the technician whose primary focus is the installation and/or servicing of a fire alarm system. This individual rarely has the need to perform complex programming using VeriFire Tools. The ONYX University Course provides an understanding of the various components that comprise ONYX non-voice evacuation systems and what is needed to properly install, service, and test them. Sufficient exposure and practice using VeriFire Tools for basic applications will be covered. Successful completion of the ONYX University Course will result in qualification to apply for a VeriFire Tools license.	The DVC Voice Evacuation Course is designed for personnel tasked with programming more complex challenges found in Fire Alarm Control Panels, Digital Voice Command and Co-operative Control by Event (CCBE). In addition the DVC will be programmed and integrated into the course and the student will be able to demonstrate the use of ACU (Autonomous Control Unit), LOC (Local Operating Console), CCS (Central Control Station.). Students will be exposed to a set of increasingly complex programming challenges for evaluation during the execution of the class.	This five day program covers NOTI-FIRE-NET configuration, the Network Control Annunciator (NCA-2), Cooperative Control by event (CCBE), ONYXWorks workstation in Fire Command Center mode & Supervising Station and associated peripherals. Students will work with network node setup, importing screens, history buffer operation, data transfer file operation (upload/download) and system interface commands and NetLogic Equation Solver. In addition the use of MODBUS and BACNET-GW will be discussed.	The Notifier end user training is designed for personnel tasked with operation and maintaining the Notifier Panels in their facility. The program will give authorized technicians the opportunity to test the fire panels and have a panel interaction. Troubleshooting will also be discussed in the course.
Pre-requisites	2 Years Fire Detection Experience	NFOCTMETA	NFOCTMETA & NFOVTMETA	None
Duration	5 Days	3 Days	5 Days	3 Days
Delivery Medium				
Target Audience	ESD	ESD	ESD	Notifier System Owners and Users
Max Participants	6	6	6	12



MIDDLE EAST



BRAND	NOTIFIER UL	GAMEWELL-FCI	GAMEWELL-FCI	FARENHYT
Name	Notifier ONYX Recertification Training	Gamewell-FCI Certification Training	Gamewell-FCI Voice Certification Training	Farenhyt Certification Training
Description	The Notifier recertification Program is designed to simplify the process of factory recertification on ONYX Series® fire alarm systems. The program will give authorized technicians the opportunity to test for recertification without having to attend another Instructor-Led Training Course (ILT). The certification is good for an additional two years.	This 5-day course, being a predominately a software programming course, provides training of the basics of programming and maintaining an E3 Series® and Smart Loop Panel (S3) Fire Alarm Systems, both in stand-alone mode and a networked system. An overview of the various modules used in E3 configurations is conducted. Discussion will focus on their individual design, features and their collective capabilities. The tenets of voice messaging are included in a separate course, titled: E3 Voice Systems University. CAMWorks™ is used throughout the course for Fire Alarm Control Panel (FACP) programming.	This 5-day course provides training of the basics of voice messaging with an E3 Series® Fire Alarm System in a networked system. A review of the various modules used in E3 voice configurations is conducted. Discussion will focus on their individual design, features and their collective capabilities. CAMWorks™ is used throughout the course for E3 voice messaging programming. (Mass Notification Systems are NOT trained during this course)	This 5-day hands-on session will provide attendees with an opportunity to apply what they have learned. Students will have an opportunity to practice software programming, networking, voice system installation, troubleshooting, and new communication technology configuration. Students must demonstrate proficiency through a series of graded in-class programming assignments. Course has been extended to include IFP-NET3 graphical user interface software.
Pre-requisites	Notifier ONYX Certification	2 Years Fire Detection Experience	Gamewell-FCI Certification Training	2 Years Fire Detection Experience
Duration	1 Day	5 Days	5 Days	5 Days
Delivery Medium				
Target Audience	ESD	ESD	ESD	ESD
Max Participants	12	4	4	6



BRAND	FARENHYT	FIRE-LITE	FIRE-LITE	GENT	GENT
Name	Farenhyt Recertification Training	Fire-Lite Certification Training	Fire-Lite Advanced Certification Training	Basic Fire Panel	GENT Advanced Certification Training
Description	The Farenhyt Recertification Program is designed to simplify the process of factory recertification on IFP Series® fire alarm systems. The program will give authorized technicians the opportunity to test for recertification without having to attend another Instructor-Led Training Course (ILT). The certification is good for an additional two years.	This 1-day course on Fire-Lite's Addressable Intelligent Fire Alarm Control Panels is for individuals with relatively little experience in installing addressable fire alarm systems. The course covers the features, functions and capabilities of Fire-Lite addressable control panels, field charger power supplies, optional components and SWIFT® Wireless. The course includes a hands-on exercise in basic keypad programming. Laptops are not used in this class.	This is a 2-day training class that offers instruction on the usage of Fire-Lite's FS-Tools upload/download programming software. This class also provides an overview of Fire-Lite's ECC-50/100 Emergency Command Center voice evacuation systems: Attendees will gain practical experience in panel programming by completing a hands-on exercise in a classroom atmosphere using FS-Tools.	This is a five-day course which covers the GENT Vigilon Plus 4/6 loop panel. An overview of Vigilon Compact and Nano panels is also done. Commissioning Tool and battery calculation software is covered as well as intensive training of the programming principles used to configure the control panel. System maintenance will include system firmware upgrades and report functions.	This is a five-day course which covers the GENT Vigilon Plus 4/6 loop panel. An overview of Vigilon Compact and Nano panels is also done. Commissioning Tool and battery calculation software is covered as well as intensive training of the programming principles used to configure the control panel. System maintenance will include system firmware upgrades and report functions.
Pre-requisites	Farenhyt Certification	2 Years Fire Detection Experience	None	None	None
Duration	1 Day	1 Day	2 Days	5 Days	5 Days
Delivery Medium					
Target Audience	ESD	ESD	ESD	ESD	ESD
Max Participants	10	4	4	6	6





BRAND	GENT	GENT	ESSER
Name	GENT End User and Operator Training	GENT Recertification Training	ESSER Panel Certification Training
Description		Covers the GENT Vigilon Plus 4/6 loop panel. An overview of Vigilon Compact and Nano panels is also done. Commissioning Tool and battery calculation software is covered as well as intensive training of the programming principles used to configure the control panel. System maintenance will include system firmware upgrades and report functions	ESSER Panel Certification Training
Pre-requisites	None	None	None
Duration	3 Days	1 Day	5 Days
Delivery Medium			
Target Audience	ESD	ESD	ESD
Max Participants	6	6	6

BRAND	ESSER	ESSER	ESSER
Name	ESSER Advanced Certification Training	ESSER End User and Operator Training	Basic Fire Panel - CMSI 8000 - North Africa
Description	ESSER Advanced Training	ESSER end user training is designed for personnel tasked with operation and maintaining the Notifier Panels in their facility. The program will give authorized technicians the opportunity to test the fire panels and have a panel interaction. Troubleshooting will also be discussed in the course.	ESSER CMSI Certification Training presented in French
Pre-requisites	None	None	None
Duration	4 Days	3 Days	4 Days
Delivery Medium			
Target Audience	ESD	ESD	ESD
Max Participants	6	6	6





BRAND	ESSER	MORLEY EN	VARIODYN D1	VARIODYN D1	HONEYWELL X618
Name	ESSER Recertification Training	Morley EN Certification Training	Variodyn D1 Basic Voice	Variodyn D1 PAMMI Certification Training	X618 Certification Training
Description	ESSER Recertification Training	Attendees will learn how to design, install, commission and maintain the Honeywell Morley Fire Alarm System	Attendees will learn how to design, install, commission and maintain the Honeywell Variodyn D1 Public Address and Voice Alarm System	Attendees will learn how to design, install, commission and maintain the Honeywell Variodyn D1 Public Address and Voice Alarm System	Attendees will learn how to design, install, commission and maintain the Honeywell X618 Public Address and Voice Alarm System
Pre-requisites	None	2 years fire detection experience	2 years public address and voice alarm experience	Variodyn D1 Basic Voice Training	2 years public address and voice alarm experience
Duration	1 Day	5 Days	5 Days	5 Days	3 Days
Delivery Medium					
Target Audience	ESD	ESD	ESD	ESD	ESD
Max Participants	6	6	6	6	6





BRAND	MAXPRO	WIN-PAK & CONTROLLERS	GALAXY DIMENSION
Name	MAXPRO NVR and MAXPRO VMS Certified Installer Course	WIN-PAK Certified Installer Course	Galaxy Certified Intaller Course
Description	<p>Designed for service and installation technicians to leave with an understanding of MAXPRO NVR and MAXPRO VMS. It will cover software installation, configuration, and viewer applications.</p> <p>You will leave with an understanding of how to:</p> <ul style="list-style-type: none"> • Install software for both MAXPRO NVR and MAXPRO VMS • Connect cameras to a MAXPRO NVR • Configure camera and recorder settings in a MAXPRO NVR • Add a MAXPRO NVR to a MAXPRO VMS server • Use Sites and Partitions and apply them to video inputs • Create Roles and Users for the MAXPRO VMS • Connect a keyboard to a MAXPRO VMS client and configure Intercept keys, Logical Camera Groups, and Macros • Use the Viewer application in both MAXPRO NVR and MAXPRO VMS 	<p>Participants in this 'hands-on' course will obtain the confidence required to successfully configure and support a WIN-PAK system. This course includes labs, real-world applications, troubleshooting, and product demonstrations utilizing the NetAXS and PRO3200 panels.</p> <ul style="list-style-type: none"> • Configure NetAXS and PRO3200 hardware including communication methods • Understand how to properly maintain system event data and prepare for disaster recovery • Know and understand the most commonly supported WIN-PAK architectures • Exploration of Video and Intrusion Integration • Review and investigate the most common WIN-PAK challenges • Exploration Advanced Applications including lockdowns, triggers and procedures, commands files, and import utility • Guided installation and operation of WIN-PAK • Experience hands-on and instructor guided demonstrations 	<p>This training course is intended for Installation / Service technicians and Administrators or anybody who will be involved with installing and programming Honeywell Intrusion systems.</p> <p>The following items will be discussed during the training session:</p> <ul style="list-style-type: none"> • Galaxy Dimension commercial panels • Wireless communication • Expansion modules and accessories • Sensors wiring and configuration • Galaxy Remote Servicing Software • Win-Pak Integration
Pre-requisites	None	ACS101 - NetAxs-123	<ul style="list-style-type: none"> • Basics in intrusion systems and sensors • Knowledge of wireless technology
Duration	4 Days	5 Days	3 Days
Delivery Medium			
Target Audience	Installers, Field Technician, Commissioning Agent, Engineer	Installers, Field Technician, Commissioning Agent, Engineer	Installers, Field Technician, Commissioning Agent, Engineer
Max Participants	8	8	8





MIDDLE EAST



BRAND	PRO-WATCH	WINMAG	WIN-PAK & NETAXS
Name	Pro-Watch Certified Installer Course	WinMag Certified Installer Course	SMB WIN-PAK XE & NetAXS Certified Installer
Description	<p>This course offered by Honeywell uses hands on training to provide the student with the confidence needed to successfully deploy Pro-Watch, Honeywell's premier security management suite. Certification is given to those students who successfully pass a hands-on configuration exam and an online written exam. By successfully completing this course the student will:</p> <ul style="list-style-type: none"> • Know and understand the basic options of the Access Management portion of the Pro-Watch ecosystem • Know and understand the basic methods to authenticate Pro-Watch users • Understand the Installation of Pro-Watch and the interface with Microsoft SQL Server • Understand the basic use of SQL Server Management Studio • Gain experience configuring the Pro-Watch hardware and understand the communication methods used • Comprehend the options and steps required to successfully deploy the Pro-Watch Software Suite • Learn to design and implement the robust badging and reporting features in Pro-Watch • Understand how to properly maintain system event data and prepare for disaster recovery events • Review and investigate the most commonly reported Pro-Watch issues 	<p>This course offered by Honeywell uses hands on training to provide the student with the confidence needed to successfully deploy WinMag, Honeywell's premier security management software. Certification is given to those students who successfully pass a hands-on configuration exam and an online written exam.</p>	<p>Participants in this hands-on course will obtain the confidence required to successfully configure and support a WIN-PAK XE system. This course includes labs, real-world applications, troubleshooting, and product demonstrations utilizing the NetAXS panels.</p>
Pre-requisites	None	None	None
Duration	5 Days	4 Days	3 Days
Delivery Medium			
Target Audience	HIS Partners	Installers, Field Technician, Commissioning Agent, Engineer	Distributors, Resellers
Max Participants	8	8	8



MIDDLE EAST



BRAND	PERFORMANCE CCTV	GALAXY FLEX/FLEX+	PRO-WATCH
Name	SMB Performance Video Certified Installer Course	SMB Galaxy Flex/Flex+ Certified Installer	Pro-Watch HSDK
Description	<p>This learning course was created for customers who will purchase the performance IP Cameras, embedded NVR and/or HQA-Digital Video Recorder.</p> <p>This course will cover overview, installation, operation, troubleshooting features.</p> <p>Upon completion of this course the student should be able to install, operate, and maintain performance cameras and recorders installation.</p>	<p>The following items will be discussed during the training session:</p> <ul style="list-style-type: none"> Galaxy Flex & Flex+ panels Wireless communication Expansion modules and accessories Sensors wiring and configuration Galaxy Remote Servicing Software Win-Pak integration 	<p>Pro-Watch HSDK Training</p> <ul style="list-style-type: none"> Installing Pro-Watch HSDK elements Verification of HSDK installation HSDK architecture Multiple HSDK instances HSDK configuration Application module Test client and troubleshooting
Pre-requisites	Networking Fundamentals, Troubleshooting	<ul style="list-style-type: none"> Basics in intrusion systems and sensors Knowledge of wireless technology 	None
Duration	3 Days	2 Days	2 Days
Delivery Medium			
Target Audience	Distributors, Resellers	Distributors, Installation/ Service Technicians, Administrators	HIS Partners
Max Participants	8	8	On Request



MIDDLE EAST



BRAND	PRO-WATCH	PRO-WATCH	PRO-WATCH	MAXPRO
Name	LobbyWorks Certified Installer Course	Pro-Watch Advanced Course	Pro-Watch End-User Course	MAXPRO NVR / VMS End-User Course
Description	<p>Participants in this 'hands-on' course will obtain the confidence required to successfully configure and support a LobbyWorks system. This course includes labs, real-world applications, troubleshooting, and product demonstrations utilizing the LobbyWorks Admin, Front Desk, Web Center and Notify software, and required hardware.</p> <ul style="list-style-type: none"> • Experience hands-on and instructor guided demonstrations • Discover how to customize LobbyWorks to meet organizational needs • Review and investigate the most common use case scenarios • Guided installation of individual software and hardware components • Recognize and configure the most common request scenarios • Best practices...What to do, Why & When • Understand the architecture of a LobbyWorks system • Exploration of Exchange and Pro-Watch integration 	<p>Students will take their experience from the Basic Course and extend their education to support existing Pro-Watch sites. Labs provide hands-on experience on configuring advanced triggers and procedures, panels, SQL and user levels. Additional SQL scripts and support tools will be provided.</p>	Pro-Watch Operator Course	MAXPRO End-User Course
Pre-requisites	None	Pro-Watch Certification	None	None
Duration	2 Days	2 Days	2 Days	2 Days
Delivery Medium				
Target Audience	HIS Partners	HIS Partners	End-Users, Operators	End-Users, Operators
Max Participants	On Request	8	On Request	On Request



BRAND	NOTIFIER AUS	NOTIFIER AUS	NOTIFIER AUS	NOTIFIER AUS
Name	Notifier AFP-3030 Testing, Service & Programming 2 Day	Notifier AFP-2800 Testing, Service & Programming 2 Day	Notifier VESDA Accreditation Course	Introduction to Fire
Description	Testing and Service and Programming courses. ONYX AFP-3030 basic training is for those new to Notifier addressable panels. The course gives an understanding of panel functions, fault finding and basic programming.	AFP-2800 basic training is for those new to Notifier AFP 2800 addressable panels. Installers, testers and service technicians will find this most useful as the course gives an understanding of panel functions, fault finding and basic programming.	This course is designed for fire industry practitioners, fire engineers and specifiers to provide them with the knowledge to optimise the use of VESDA in all aspects of fire detection to protect life and property.	Basic fire training is for electricians and fire technicians new to the Notifier fire panel systems. This course introduces the use and programming of the CFP16 conventional fire systems and will be most useful to beginners to the fire industry.
Pre-requisites	None	None	None	None
Duration	2 Days	1 Day	2 Days	3 Days
Delivery Medium				
Target Audience	Technicians	Installer, Field Technician, Commissioning Agent, Engineer	Installer, Field Technician, Commissioning Agent, Engineer	Installer, Field Technician, Commissioning Agent, Engineer
Max Participants	8	8	8	12



BRAND	PRO-WATCH	WIN-PAK	MAXPRO	GALAXY
Name	Pro-Watch Basics Certified Installer	WIN-PAK Basics Certified Installer	MAXPRO Certified Installer	Galaxy Installer
Description	Certification to install and troubleshoot the Pro-Watch Security system	Certification to install and troubleshoot the WIN-PAK Security system	Certification to install and troubleshoot the MAXPRO system	Certification to install and troubleshoot the Galaxy Security system
Pre-requisites	None	None	None	None
Duration	3 Days	2 Days	2 Days	1 Day
Delivery Medium				
Target Audience	Installer, Field Technician, Commissioning Agent, Engineer	Security	Installer, Field Technician, Commissioning Agent, Engineer	Installer, Field Technician, Commissioning Agent, Engineer
Max Participants	6	6	6	6

For more information

www.honeywellaidc.com

**Honeywell Buildings Technologies
My Honeywell Buildings University**

715 Peachtree Street NE
Atlanta, GA, 30308

www.myhoneywellbuildingsuniversity.com

HBT University Course Catalog | Rev A | 01/22
© 2022 Honeywell International Inc.

Honeywell