

**Adult Pre-Arrest Diversion (APAD)  
Annual Statistical Report (ALL AGENCIES)  
January 1, 2019 - December 31, 2019**



**Pinellas County Sheriff's Office  
Sheriff Bob Gualtieri**

## TABLE OF CONTENTS

1. DEFINITIONS
2. OVERVIEW OF AGENCY ACTIVITY
3. PARTICIPANT HOME ADDRESS / ZIP CODE
4. RACE SCREENED CANDIDATES
5. GENDER SCREENED CANDIDATES
6. ELIGIBLE OFFENSES
7. LAW ENFORCEMENT ACTIVITY BY OFFENSE
8. REFERRAL BY OFFENSE
9. ARREST BY OFFENSE
10. NOTICE TO APPEAR BY OFFENSE
11. REASONS FOR INELIGIBILITY
12. COMMUNITY SERVICE HOURS
13. RESTITUTION
14. SUCCESSFUL PROGRAM COMPLETIONS
15. UNSUCCESSFUL PROGRAM COMPLETIONS
16. LAW ENFORCEMENT PATTERNS

## DEFINITIONS

The following terms are utilized for the purposes of this report:

### **Accepted**

Any person who meets all established criteria and is diverted for eligible offense(s).

### **Arrest**

Any person charged with an eligible offense, transported to the Pinellas County Jail and screened by APAD staff during the pre-booking process.

### **Community Service**

Program sanction that requires accepted participants to complete work at a verified 501(c)(3) not-for-profit organization.

### **Ineligible**

Any person referred by law enforcement or screened by APAD staff whose criminal history does not allow for participation and/or meet the established program criteria.

### **Law Enforcement**

Any Notice of Referral by certified law enforcement within Pinellas County.

### **Notice to Appear (NTA)**

A written order issued by law enforcement in lieu of physical arrest requiring a person accused of violating the law to appear in a designated court. NTA's are intercepted and screened by APAD staff prior to case assignment.

### **Notice of Referral**

In lieu of being arrested and transported to jail, an individual with an eligible offense(s) is provided a Notice of Referral by law enforcement with reporting instructions.

### **Permanently Ineligible**

Any person who fails to complete any program requirement or otherwise does not meet program eligibility criteria.

### **Restitution**

The financial act of re-payment for loss or damages.

### **Screened**

A process by which a person with only an eligible offense(s) is considered for participation. This process includes a review of subject's prior criminal history, ties to the community as well as the person's willingness to participate.

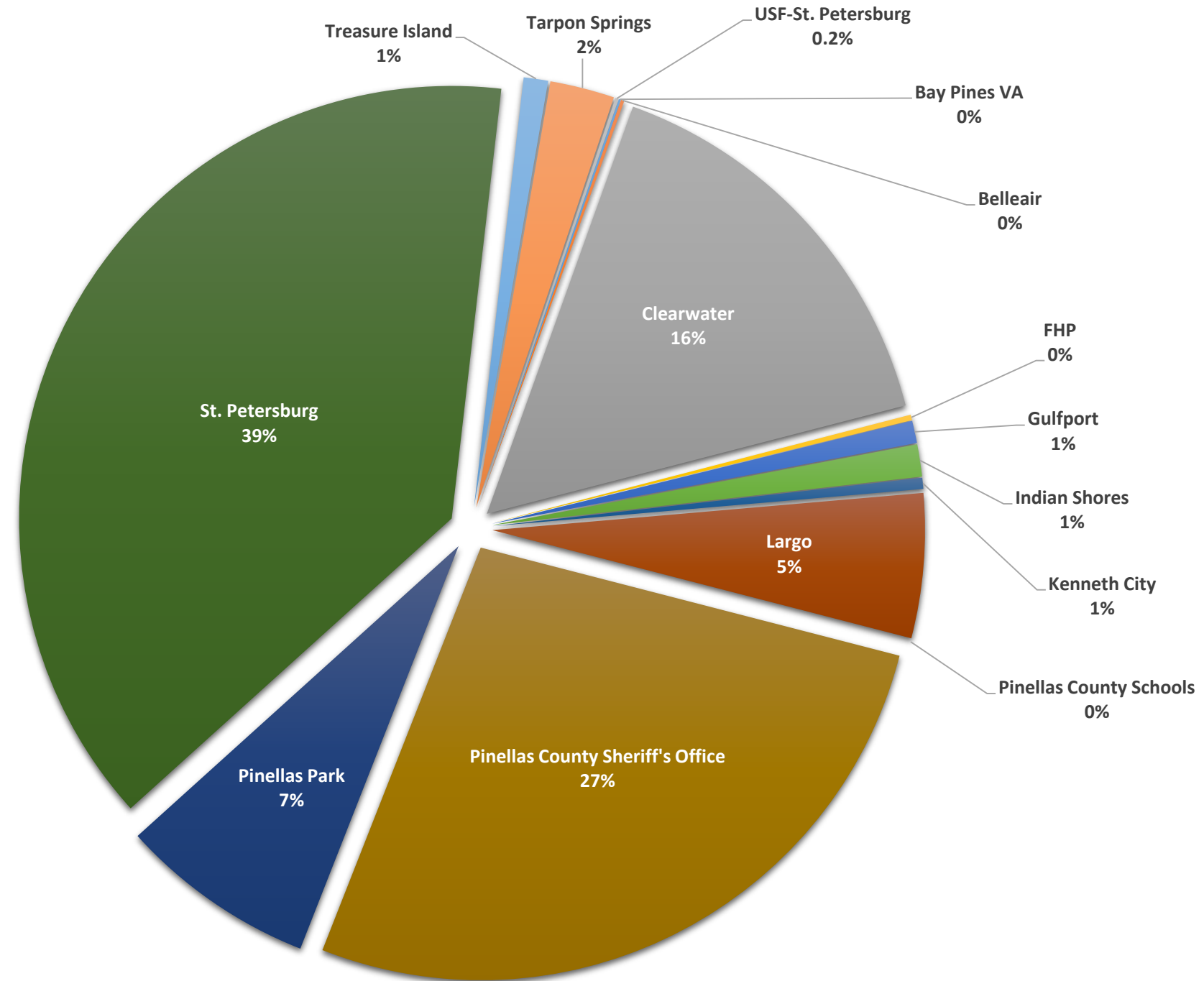
### **Successful Program Completion**

Any accepted participant who completes all program requirements.

### **Unsuccessful Program Completion**

Any accepted participant who is non-compliant with any program requirement and deemed permanently ineligible.

# OVERVIEW OF ACTIVITY (ALL AGENCIES) JANUARY 1, 2019 - DECEMBER 31, 2019



This chart represents each agencies' involvement to include Arrests, Notice of Referrals and Notice to Appear of the 2,390 screened candidates.

**PARTICIPANT HOME ADDRESS / ZIP CODE (ALL AGENCIES)**

PARTICIPANT HOME ADDRESS			
LOCATION	CITY	UNINCORPORATED	TOTAL
ST. PETERSBURG	276	62	<b>338</b>
CLEARWATER	119	58	<b>177</b>
LARGO	56	33	<b>89</b>
PINELLAS PARK	46	7	<b>53</b>
SEMINOLE	22	24	<b>46</b>
PALM HARBOR	0	41	<b>41</b>
TARPON SPRINGS	26	5	<b>31</b>
DUNEDIN	28	0	<b>28</b>
OLDSMAR	15	4	<b>19</b>
GULFPORT	10	0	<b>10</b>
SAFETY HARBOR	7	0	<b>7</b>
ST. PETE BEACH	6	0	<b>6</b>
MADEIRA BEACH	5	0	<b>5</b>
SOUTH PASADENA	5	0	<b>5</b>
KENNETH CITY	2	1	<b>3</b>
TREASURE ISLAND	2	0	<b>2</b>
INDIAN ROCKS BEACH	2	0	<b>2</b>
CRYSTAL BEACH	0	1	<b>1</b>
INDIAN SHORES	1	0	<b>1</b>
BELLEAIR BLUFFS	1	0	<b>1</b>
TIERRA VERDE	0	1	<b>1</b>
<b>SUBTOTAL</b>	<b>629</b>	<b>237</b>	<b>866</b>
<b>OTHER*</b>			<b>161</b>
<b>TOTAL</b>			<b>1027</b>

ZIP CODES								
LOCATION	ZIP CODE	COUNT	LOCATION	ZIP CODE	COUNT	LOCATION	ZIP CODE	COUNT
ST. PETERSBURG	33712	46	ST. PETERSBURG	33703	20	ST. PETERSBURG	33715	1
ST. PETERSBURG	33705	54	GULFPORT	33707	21	ST. PETERSBURG	33762	4
ST. PETERSBURG	33711	41	CLEARWATER	33764	24	INDIAN ROCKS BEACH	33785	3
LARGO	33771	28	LARGO	33770	27	TARPON SPRINGS	34688	2
PINELLAS PARK	33781	36	ST. PETERSBURG	33702	26	CLEARWATER	33761	10
ST. PETERSBURG	33701	19	OLDSMAR	34677	19	ST. PETERSBURG	33716	8
DUNEDIN	34698	30	ST. PETERSBURG	33714	29	PALM HARBOR	34681	1
CLEARWATER	33755	33	LARGO	33778	9	CLEARWATER	33767	2
CLEARWATER	33756	31	CLEARWATER	33765	22	RIVERVIEW	33579	1
ST. PETERSBURG	33709	34	ST. PETE BEACH	33706	9	LARGO	33779	1
ST. PETERSBURG	33713	24	SEMINOLE	33772	25	BRANDON	33511	1
PALM HARBOR	34683	19	SEMINOLE	33776	8	LACOOCHEE	33537	1
TARPONS SPRINGS	34689	31	SEMINOLE	33777	10	TAMPA	33601	1
ST. PETERSBURG	33710	18	PINELLAS PARK	33773	15	TAMPA	33615	1
PINELLAS PARK	33760	13	PALM HARBOR	34684	16	MISC.*	N/A	5
PINELLAS PARK	33782	18	ST. PETERSBURG	33704	5	<b>TOTAL</b>		<b>866</b>
CLEARWATER	33759	14	MADEIRA BEACH	33708	9			
LARGO	33774	14	CLEARWATER	33763	18			
SAFETY HARBOR	34695	6	PALM HARBOR	34685	3			

The table above lists where the accepted APAD participants live ranked by zip code volume.

\*Misc. includes: invalid zipcodes entered in reporting software upon intake.

The table above shows where the APAD participants live and compares municipalities to respective unincorporated areas.

\*Other includes: no address, listed as transient, or lives outside Pinellas County where the address could not be validated by the geo-coding software. This data is for January 1, 2019 -- December 31, 2019.

## RACE SCREENED CANDIDATES (ALL AGENCIES)

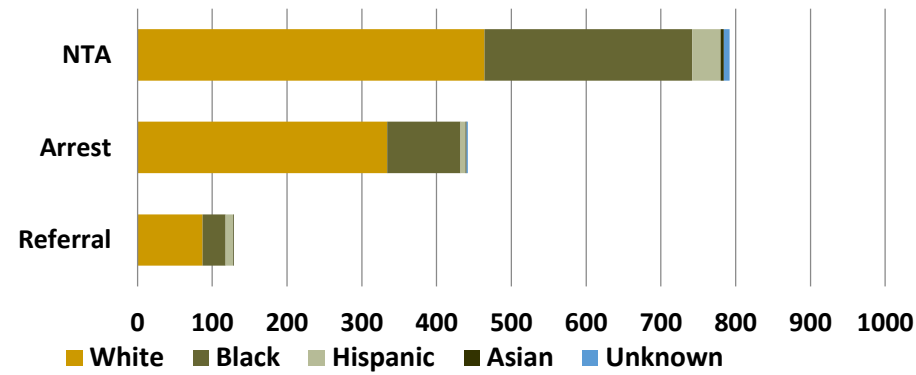
### Ineligible

	Referral	Arrest	NTA	Total	
White	87	334	464	885	65%
Black	31	98	278	407	30%
Hispanic	10	7	38	55	4%
Asian	1	1	4	6	0.4%
Unknown	0	2	8	10	1%
<b>Total</b>	<b>129</b>	<b>442</b>	<b>792</b>	<b>1363</b>	
	10%	32%	58%		<b>100%</b>

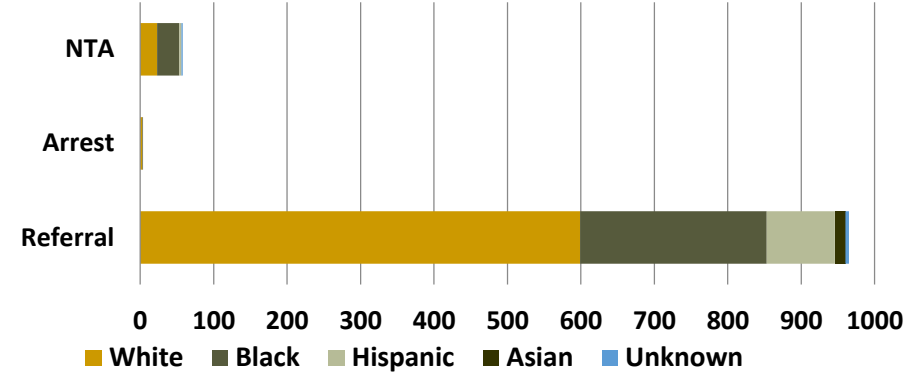
Total - 2390

### Accepted

	Referral	Arrest	NTA	Total	
White	599	3	23	625	61%
Black	254	1	30	285	28%
Hispanic	93	0	3	96	9%
Asian	14	0	0	14	1%
Unknown	5	0	2	7	1%
<b>Total</b>	<b>965</b>	<b>4</b>	<b>58</b>	<b>1027</b>	
	94%	0%	6%		<b>100%</b>



**57% of all screened were ineligible.**



**43% of all screened were accepted.**

# GENDER SCREENED CANDIDATES (ALL AGENCIES)

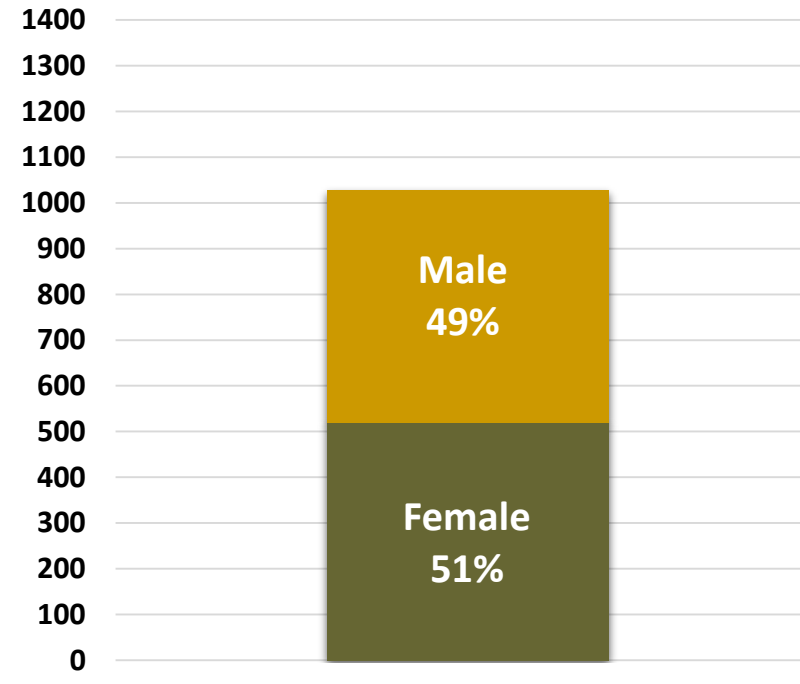
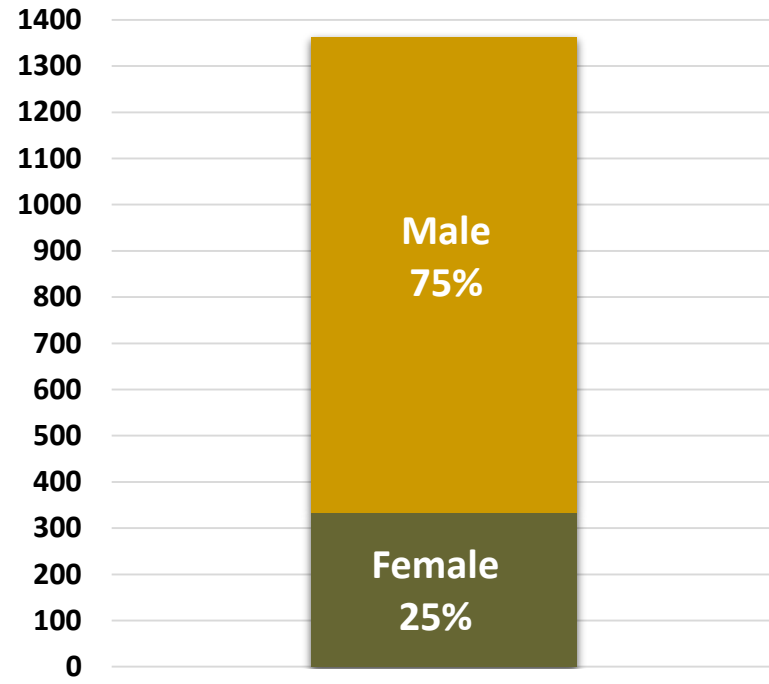
## Ineligible

Female	Male	Total
334	1029	1363

Total - 2390

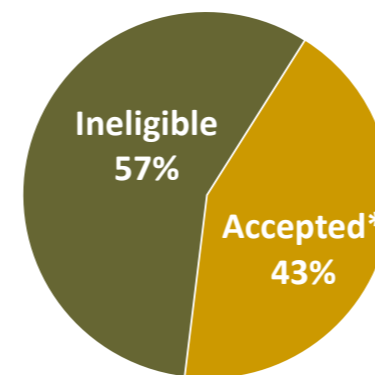
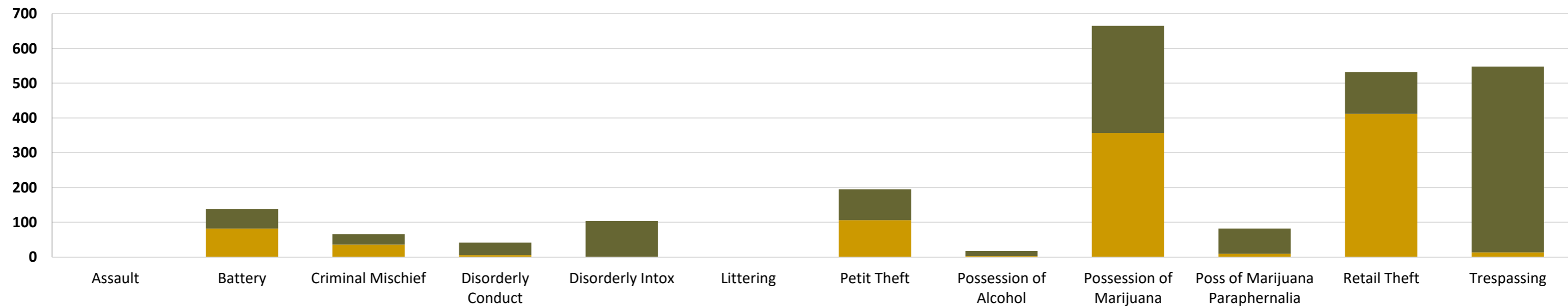
## Accepted

Female	Male	Total
519	508	1027



### ELIGIBLE OFFENSES (ALL AGENCIES)

Offense	Ineligible		Accepted*		Total	
Assault	0	0%	0	0%	0	0%
Battery	56	4%	82	8%	138	6%
Criminal Mischief	30	2%	36	4%	66	3%
Disorderly Conduct	36	3%	6	1%	42	2%
Disorderly Intox	103	8%	1	0.1%	104	4%
Littering	0	0%	0	0%	0	0%
Petit Theft	89	7%	106	10%	195	8%
Possession of Alcohol	15	1%	3	0.3%	18	1%
Possession of Marijuana	308	22%	357	35%	665	28%
Poss of Marijuana Paraphernalia	72	5%	10	1%	82	3%
Retail Theft	120	9%	412	40%	532	22%
Trespassing	534	39%	14	1%	548	23%
<b>Total</b>	<b>1363</b>	<b>100%</b>	<b>1027</b>	<b>100%</b>	<b>2390</b>	<b>100%</b>

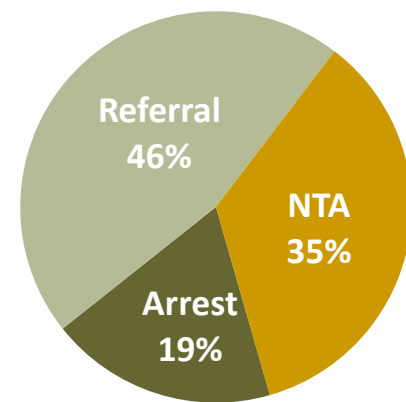
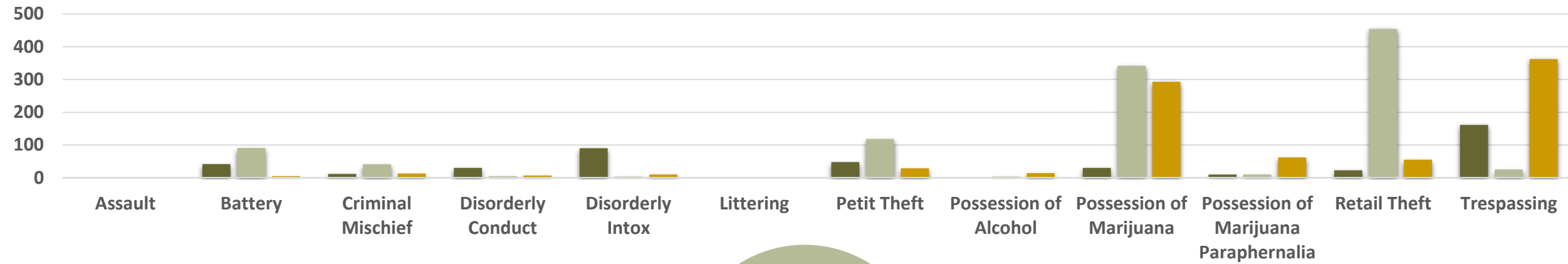


\*6 Participants on SECOND diversion.  
1 Participant on THIRD diversion.



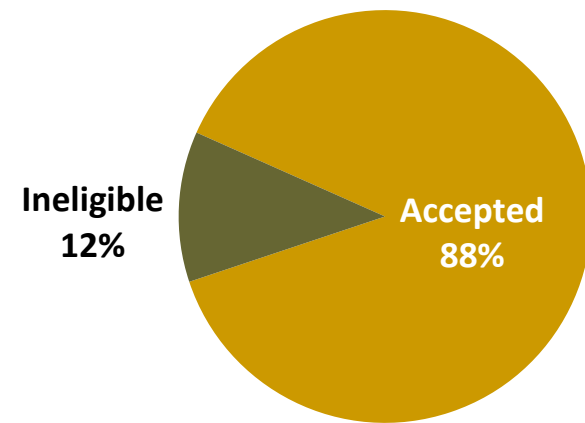
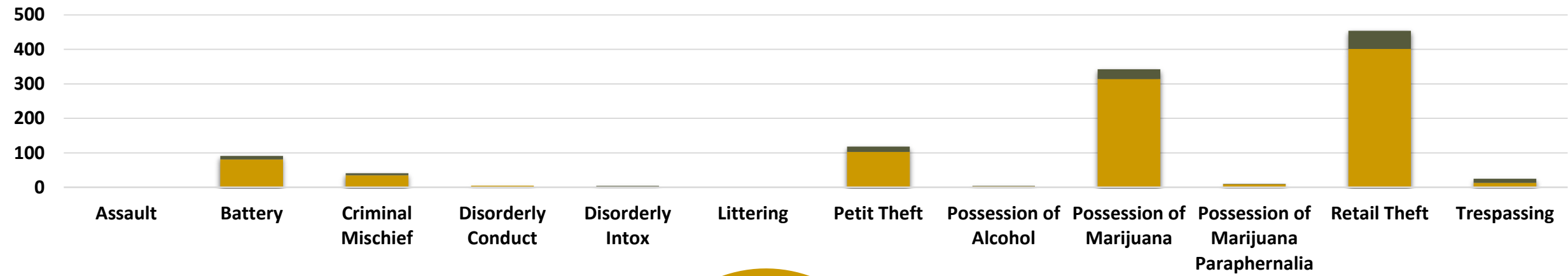
## LAW ENFORCEMENT ACTIVITY BY OFFENSE (ALL AGENCIES)

	Assault	Battery	Criminal Mischief	Disorderly Conduct	Disorderly Intox	Littering	Petit Theft	Possession of Alcohol	Possession of Marijuana	Possession of Marijuana Paraphernalia	Retail Theft	Trespassing	Total	
Arrest	0	42	12	30	90	0	48	0	30	10	23	161	446	19%
Referral	0	91	41	5	4	0	118	4	342	10	454	25	1094	46%
NTA	0	5	13	7	10	0	29	14	293	62	55	362	850	35%
<b>Total</b>	0	138	66	42	104	0	195	18	665	82	532	548	<b>2390</b>	<b>100%</b>
	0%	6%	3%	2%	4%	0%	8%	1%	28%	3%	22%	23%		



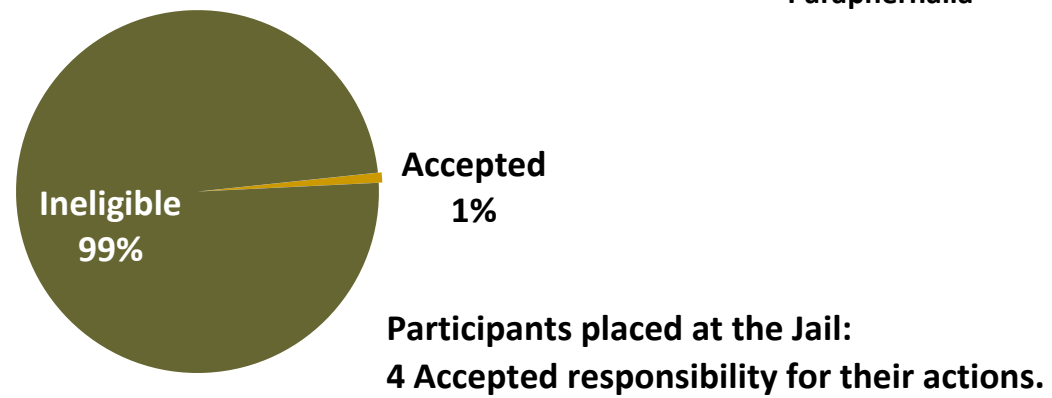
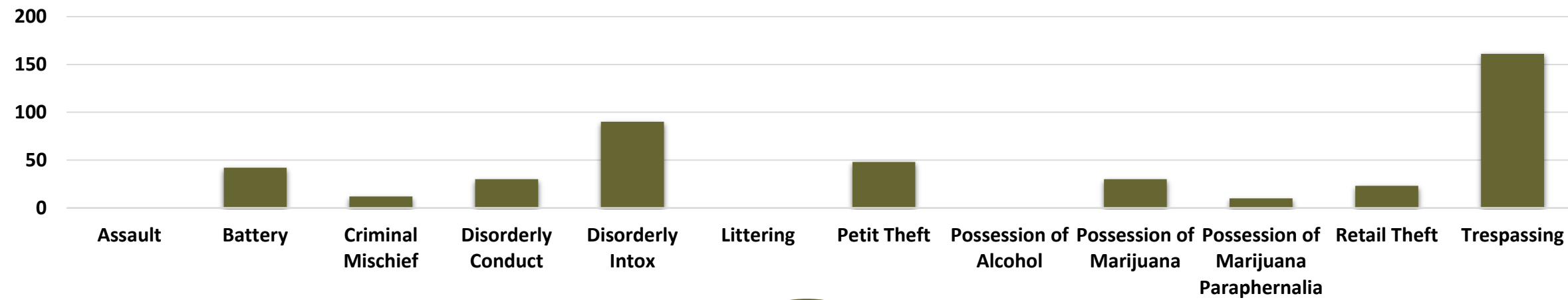
## REFERRAL BY OFFENSE - LAW ENFORCEMENT (ALL AGENCIES)

	Assault	Battery	Criminal Mischief	Disorderly Conduct	Disorderly Intox	Littering	Petit Theft	Possession of Alcohol	Possession of Marijuana	Possession of Marijuana Paraphernalia	Retail Theft	Trespassing	Total	
Accepted	0	81	35	5	1	0	103	3	314	9	401	13	965	88%
Ineligible	0	10	6	0	3	0	15	1	28	1	53	12	129	12%
<b>Total</b>	0	91	41	5	4	0	118	4	342	10	454	25	<b>1094</b>	<b>100%</b>
	0%	8%	4%	1%	1%	0%	11%	1%	31%	1%	40%	2%		



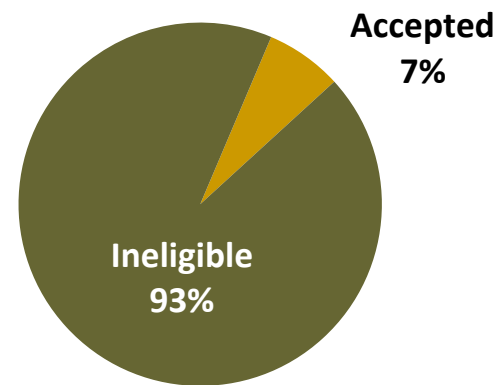
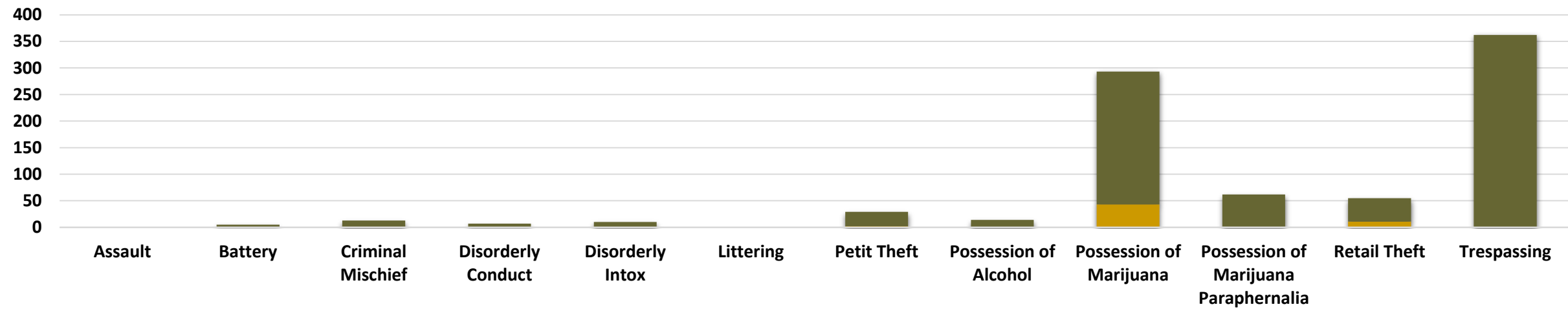
## ARREST BY OFFENSE - APAD REVIEW PRE-BOOKING (ALL AGENCIES)

	Assault	Battery	Criminal Mischief	Disorderly Conduct	Disorderly Intox	Littering	Petit Theft	Possession of Alcohol	Possession of Marijuana	Possession of Marijuana Paraphernalia	Retail Theft	Trespassing	Total	
Accepted	0	1	0	1	0	0	1	0	0	0	0	1	4	1%
Ineligible	0	41	12	29	90	0	47	0	30	10	23	160	442	99%
<b>Total</b>	0	42	12	30	90	0	48	0	30	10	23	161	<b>446</b>	<b>100%</b>
	0%	9%	3%	7%	20%	0%	11%	0%	7%	2%	5%	36%		



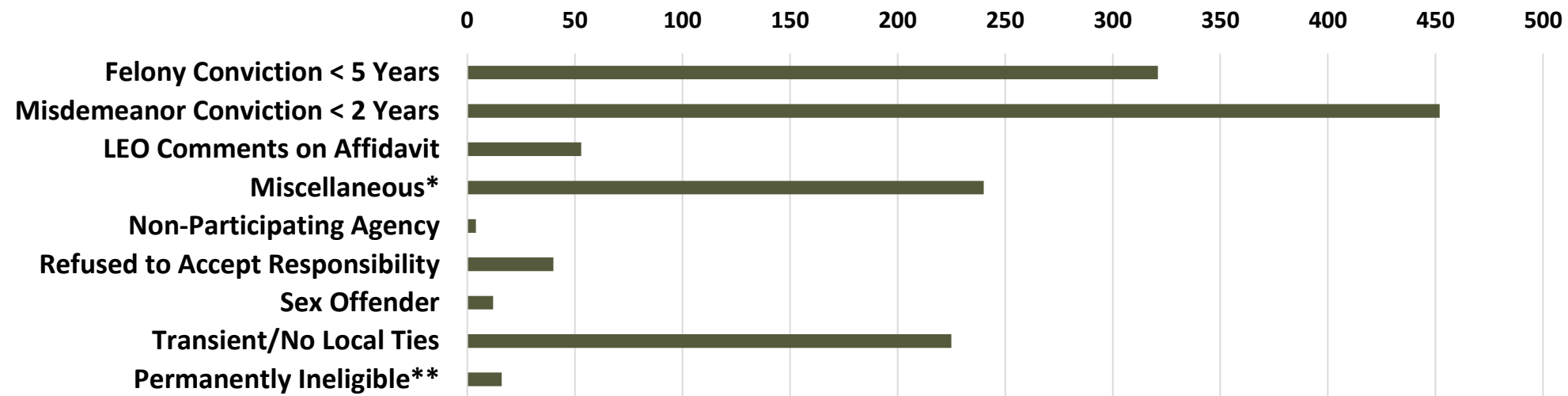
## NOTICE TO APPEAR BY OFFENSE - APAD REVIEW PRE-CASE ASSIGNMENT (ALL AGENCIES)

	Assault	Battery	Criminal Mischief	Disorderly Conduct	Disorderly Intox	Littering	Petit Theft	Possession of Alcohol	Possession of Marijuana	Possession of Marijuana Paraphernalia	Retail Theft	Trespassing	Total	
Accepted	0	0	1	0	0	0	2	0	43	1	11	0	58	7%
Ineligible	0	5	12	7	10	0	27	14	250	61	44	362	792	93%
<b>Total</b>	<b>0</b>	<b>5</b>	<b>13</b>	<b>7</b>	<b>10</b>	<b>0</b>	<b>29</b>	<b>14</b>	<b>293</b>	<b>62</b>	<b>55</b>	<b>362</b>	<b>850</b>	<b>100%</b>



## REASON FOR INELIGIBILITY DURING SCREENING (ALL AGENCIES)

REASON FOR INELIBILITY	TOTAL	
Felony Conviction < 5 Years	321	24%
Misdemeanor Conviction < 2 Years	452	32%
LEO Comments on Affidavit	53	4%
Miscellaneous*	240	17%
Non-Participating Agency	4	1%
Refused to Accept Responsibility	40	3%
Sex Offender	12	1%
Transient/No Local Ties	225	17%
Permanently Ineligible**	16	1%
<b>Total</b>	<b>1363</b>	<b>100%</b>




\*Includes: addition of ineligible offense, warrants, extensive criminal history, unable to establish contact.

\*\*Includes: any participant who fails to complete any program requirement or any person who is precluded from the program based on eligibility criteria.

## COMMUNITY SERVICE HOURS (ALL AGENCIES)

Completed	15,947
Outstanding	1,248
Non-Compliant*	6,492
<b>Total</b>	<b>23,687</b>

**Total - 23,687**



\*279 Participants failed to complete their 24, 32, or 48 hours of community service (1st, 2nd, or 3rd diversion.)

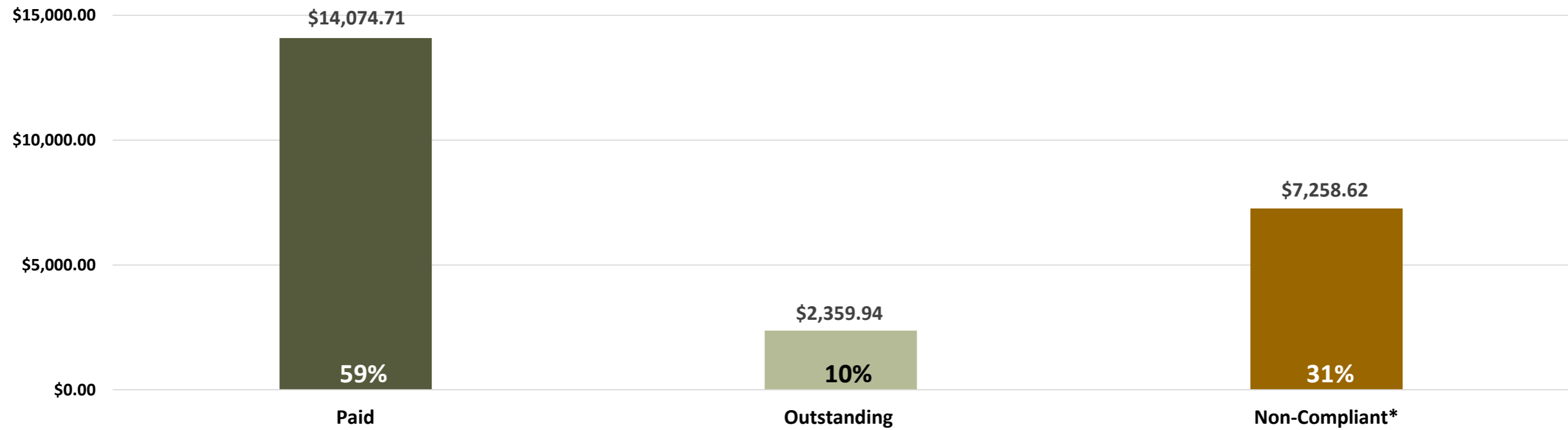
## RESTITUTION (ALL AGENCIES)

Offense	Qty	Paid	Total
Criminal Mischief	18	\$4,307.47	31%
Petit Theft	23	\$5,487.17	39%
Retail Theft	72	\$4,280.07	30%
<b>Total</b>	<b>113</b>	<b>\$14,074.71</b>	<b>100%</b>

Offense	Qty	Outstanding	Total
Criminal Mischief	4	\$1,090.98	46%
Petit Theft	2	\$429.02	18%
Retail Theft	9	\$839.94	36%
<b>Total</b>	<b>15</b>	<b>\$2,359.94</b>	<b>100%</b>

Offense	Qty	Non-Compliant	Total
Criminal Mischief	7	\$3,420.00	47%
Petit Theft	13	\$1,770.71	24%
Retail Theft	31	\$2,067.91	29%
<b>Total</b>	<b>51</b>	<b>\$7,258.62</b>	<b>100%</b>

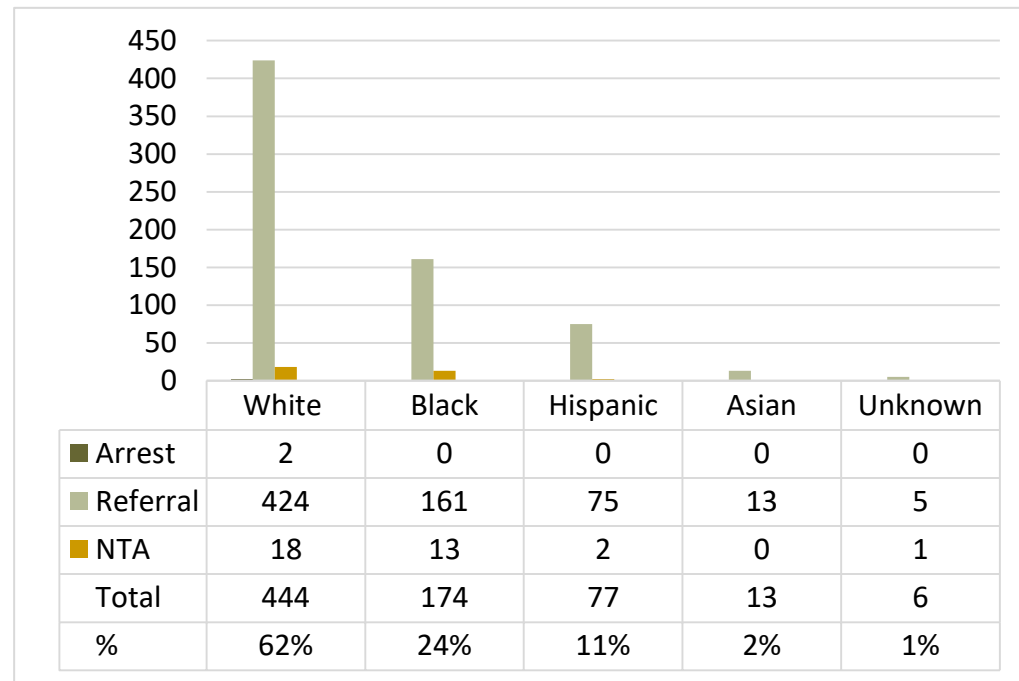
**TOTAL - \$23,693.27**



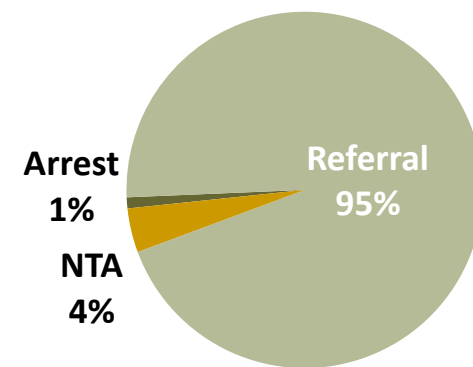
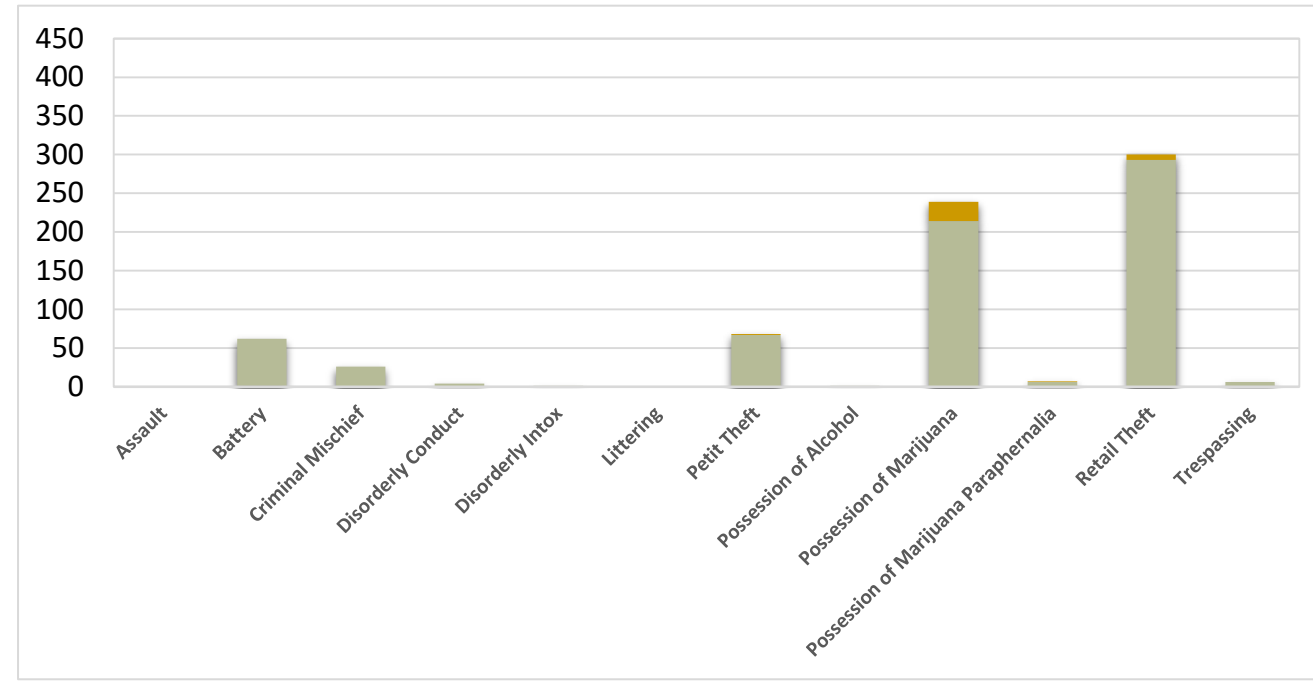
\* 51 participants failed to complete restitution and are now permanently ineligible. \$900 was the largest single amount not paid by a non-compliant participant.

## SUCCESSFUL PROGRAM COMPLETIONS (ALL AGENCIES)

	Assault	Battery	Criminal Mischief	Disorderly Conduct	Disorderly Intox	Littering	Petit Theft	Possession of Alcohol	Possession of Marijuana	Possession of Marijuana Paraphernalia	Retail Theft	Trespassing	Total	
Arrest	0	1	0	0	0	0	0	0	0	0	0	1	2	1%
Referral	0	61	26	4	1	0	67	1	214	6	293	5	678	95%
NTA	0	0	0	0	0	0	1	0	25	1	7	0	34	4%
<b>Total</b>	<b>0</b>	<b>62</b>	<b>26</b>	<b>4</b>	<b>1</b>	<b>0</b>	<b>68</b>	<b>1</b>	<b>239</b>	<b>7</b>	<b>300</b>	<b>6</b>	<b>714</b>	<b>100%</b>
	0%	9%	4%	1%	1%	0%	10%	1%	32%	1%	41%	1%		



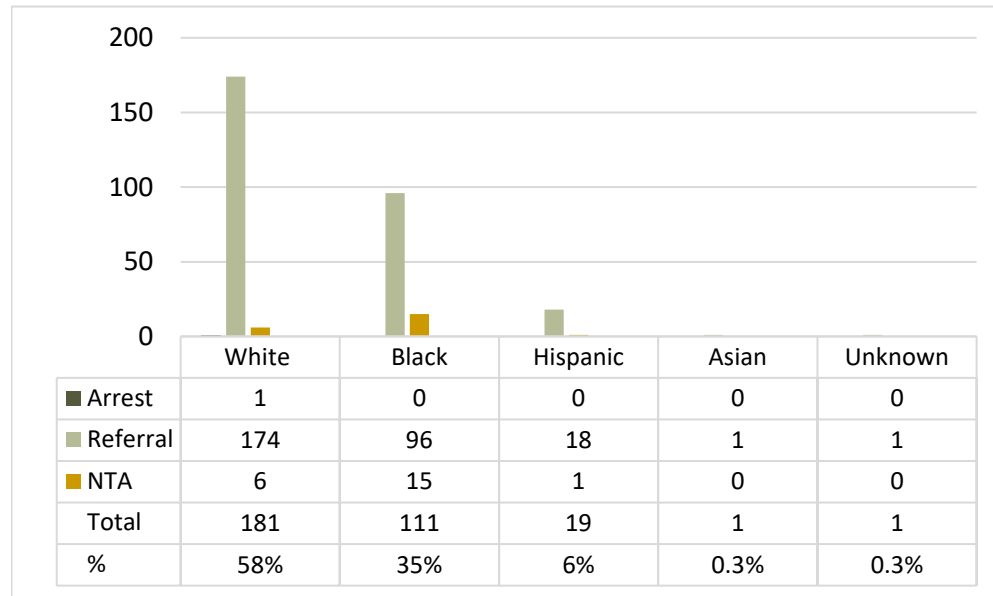
**Total - 714**



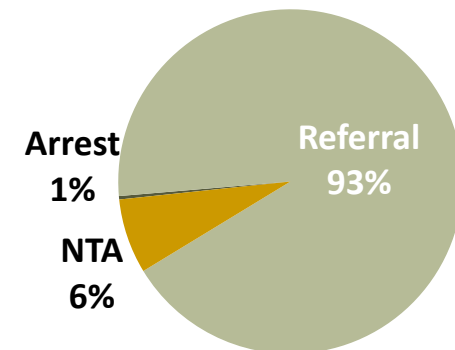
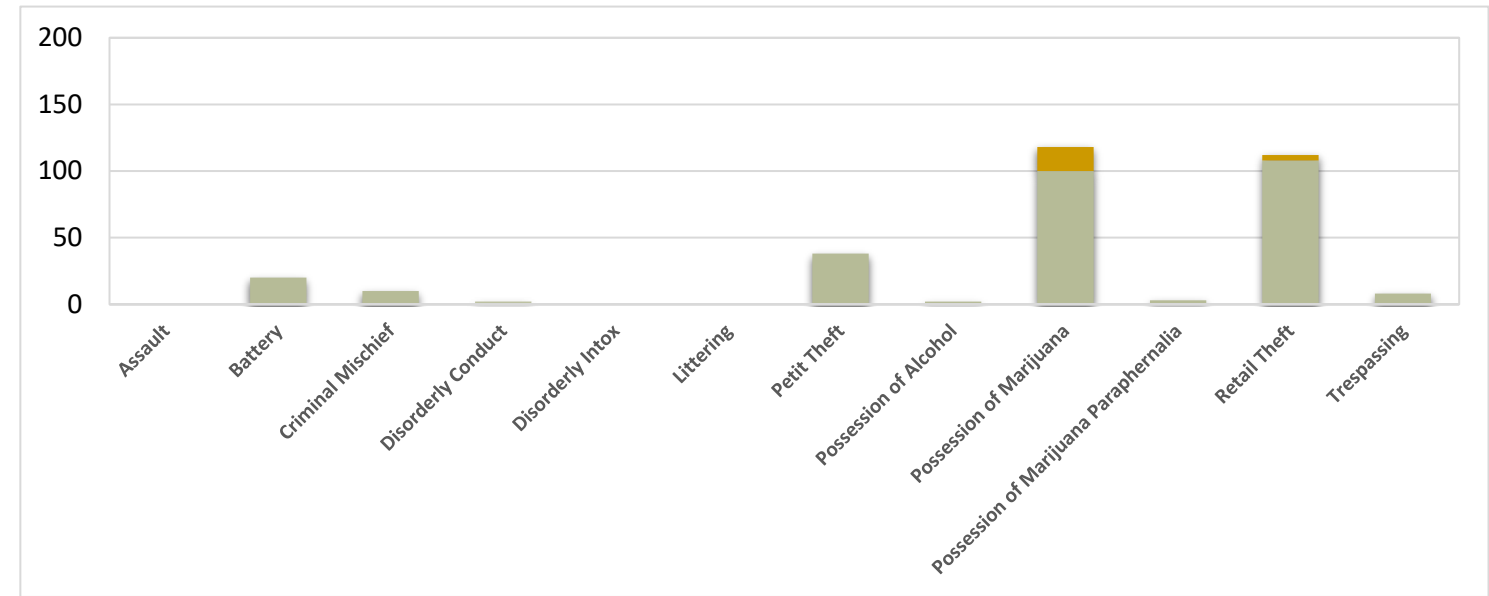


## UNSUCCESSFUL PROGRAM COMPLETIONS DUE TO NON-COMPLIANCE (ALL AGENCIES)

	Assault	Battery	Criminal Mischief	Disorderly Conduct	Disorderly Intox	Littering	Petit Theft	Possession of Alcohol	Possession of Marijuana	Possession of Marijuana Paraphernalia	Retail Theft	Trespassing	Total	
Arrest	0	0	0	1	0	0	0	0	0	0	0	0	1	1%
Referral	0	20	10	1	0	0	38	2	100	3	108	8	290	93%
NTA	0	0	0	0	0	0	0	0	18	0	4	0	22	6%
<b>Total</b>	<b>0</b>	<b>20</b>	<b>10</b>	<b>2</b>	<b>0</b>	<b>0</b>	<b>38</b>	<b>2</b>	<b>118</b>	<b>3</b>	<b>112</b>	<b>8</b>	<b>313</b>	<b>100%</b>
	<b>0%</b>	<b>6%</b>	<b>3%</b>	<b>1%</b>	<b>0%</b>	<b>0%</b>	<b>12%</b>	<b>1%</b>	<b>37%</b>	<b>1%</b>	<b>36%</b>	<b>3%</b>		



**Total - 313**





**Sheriff Bob Gualtieri**  
**Pinellas County Sheriff's Office**

**APAD**

**Law Enforcement Patterns for Non-Diverted Subjects**  
**January 1, 2019 – December 31, 2019**

- ❑ **446 Arrests of Eligible Offense:**
  - ✓ 4 (1%) were diverted by APAD at Jail Pre-Booking
  - ✓ **ALL accepted responsibility**
  - ✓ No meaningful LEO patterns were identified
  
- ❑ **850 Notice to Appears (NTA) of Eligible Offenses:**
  - ✓ 58 (7%) were diverted by APAD prior to case assignment by Clerk of Court
  - ✓ No meaningful LEO patterns were identified

*"Leading The Way For A Safer Pinellas"*