


I'm not robot  reCAPTCHA


**I am not robot!**



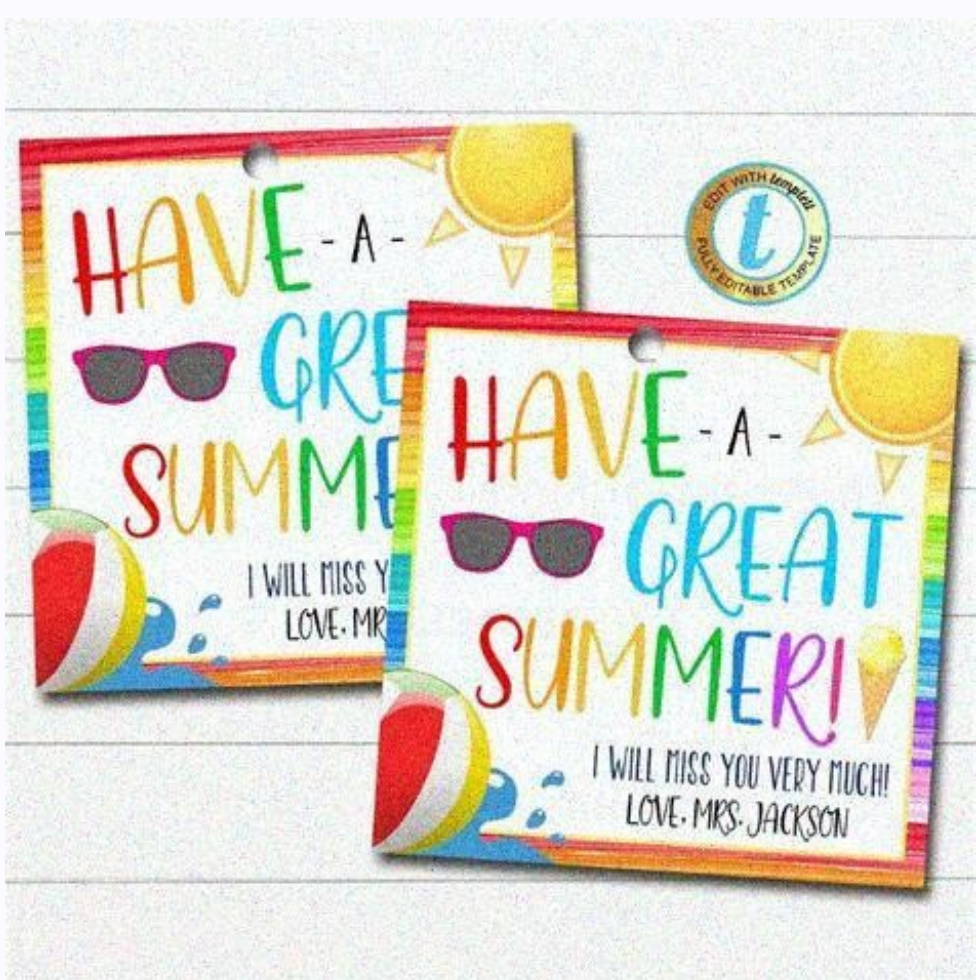


**Have a great summer gift tags free printable.**

If you are looking for some simple and fun summer gifts, you will love these free printable tags. You can use them to decorate any summer-themed present, such as a hostess gift, a summer toy, or a popsicle box. They are great for summer parties, end of school year celebrations, or just to brighten someone's day. You can download your free printable tags [HERE](#) and print them at home. Then just cut them out and tie them to your gift with some twine or ribbon.



They are great for summer parties, end of school year celebrations, or just to brighten someone's day. You can download your free printable tags [HERE](#) and print them at home. Then just cut them out and tie them to your gift with some twine or ribbon. You can also check out some of our other summer ideas, such as our Summer Reading Chain and our Pina Colada Fruit Bars. We hope you have a great summer! This post contains affiliate links. Please read my full disclosure [HERE](#). I'm also joining a group of amazing bloggers who are sharing their summer printables.



You can download your free printable tags [HERE](#) and print them at home. Then just cut them out and tie them to your gift with some twine or ribbon. You can also check out some of our other summer ideas, such as our Summer Reading Chain and our Pina Colada Fruit Bars. We hope you have a great summer! This post contains affiliate links.



Please read my full disclosure [HERE](#). I'm also joining a group of amazing bloggers who are sharing their summer printables.



Then just cut them out and tie them to your gift with some twine or ribbon. You can also check out some of our other summer ideas, such as our Summer Reading Chain and our Pina Colada Fruit Bars. We hope you have a great summer! This post contains affiliate links. Please read my full disclosure [HERE](#). I'm also joining a group of amazing bloggers who are sharing their summer printables. You can find them all at the end of this post. Thanks to Heather from Homemade Heather for hosting this event. These colorful tags are perfect for any summer occasion. You can attach them to party favors, end of school year gifts, or teacher appreciation gifts. Just print and cut the tag, punch a hole and string some twine or ribbon through it. Then tie it to a lovely vase, or any other gift you like. How about giving your teacher a bunch of wildflowers with a tag signed by your child? That would be such a nice gesture!. These summer gift tags are perfect for adding a touch of sunshine to any gift. You can find a cute bee vase at the dollar store and fill it with flowers to make a lovely teacher appreciation gift. You will need: - Craft scissors - Hole punch - White cardstock - Twine You can use these tags in different ways, such as: - Attaching them to treat bags or party favors - Adding them to a mason jar filled with homemade jam, preserves or sauce - Baking some delicious treats and putting them in a tin, basket or container with a tag To get your own tags, just click on the download button below the image. You can also right-click and save the image to your computer. These tags are for personal use only. Download [Have a Great Summer Free Printable Tags](#) Download [Summer Gift Tags](#) I hope you like these summer printables. Don't forget to check out the other bloggers' printables below. They have some awesome ones for you. Have a great summer! If you want to support my blog, please share this on Facebook or Pinterest. It means a lot to me. You can also tell your friends about it. If you love summer printables, you might also like these ones: You can follow me on social media here: - Pinterest - Facebook - Instagram - Twitter - YouTube - TikTok This post contains affiliate links that help me run One Simple Party. I only recommend things I love. Full disclosure here. This post was first published on July 29, 2013 and updated on April 9, 2021. Summer is almost here and it's time to celebrate with these free printable happy summer tags. They are great for adding some fun to any summer gift. You can make a simple teacher gift with a dollar store bee vase and some flowers. You will need some basic supplies, such as: - Craft scissors - Hole punch - White cardstock - Twine You can also use these tags for other purposes, such as: - Attaching them to treat bags or party favors - Adding them to a mason jar with homemade jam, preserves or sauce - Baking some yummy treats and putting them in a tin, basket or container with a tag To download your tags, just click on the download button below the image. You can also right-click and save the image to your computer. These tags are for personal use only. Download [Have a Great Summer Free Printable Tags](#) Download [Summer Gift Tags](#) I hope you enjoy these summer printables. Make sure to visit the other bloggers' printables below.



Please read my full disclosure [HERE](#). I'm also joining a group of amazing bloggers who are sharing their summer printables. You can find them all at the end of this post. Thanks to Heather from Homemade Heather for hosting this event. These colorful tags are perfect for any summer occasion. You can attach them to party favors, end of school year gifts, or teacher appreciation gifts. Just print and cut the tag, punch a hole and string some twine or ribbon through it. Then tie it to a lovely vase, or any other gift you like. How about giving your teacher a bunch of wildflowers with a tag signed by your child? That would be such a nice gesture!.



Please read my full disclosure [HERE](#). I'm also joining a group of amazing bloggers who are sharing their summer printables. You can find them all at the end of this post. Thanks to Heather from Homemade Heather for hosting this event. These colorful tags are perfect for any summer occasion. You can attach them to party favors, end of school year gifts, or teacher appreciation gifts. Just print and cut the tag, punch a hole and string some twine or ribbon through it. Then tie it to a lovely vase, or any other gift you like. How about giving your teacher a bunch of wildflowers with a tag signed by your child? That would be such a nice gesture!. These summer gift tags are perfect for adding a touch of sunshine to any gift. You can find a cute bee vase at the dollar store and fill it with flowers to make a lovely teacher appreciation gift. You will need: - Craft scissors - Hole punch - White cardstock - Twine You can use these tags in different ways, such as: - Attaching them to treat bags or party favors - Adding them to a mason jar filled with homemade jam, preserves or sauce - Baking some delicious treats and putting them in a tin, basket or container with a tag To get your own tags, just click on the download button below the image. You can also right-click and save the image to your computer. These tags are for personal use only. Download [Have a Great Summer Free Printable Tags](#) Download [Summer Gift Tags](#) I hope you like these summer printables. Don't forget to check out the other bloggers' printables below. They have some awesome ones for you. Have a great summer! If you want to support my blog, please share this on Facebook or Pinterest. It means a lot to me. You can also tell your friends about it. If you love summer printables, you might also like these ones: You can follow me on social media here: - Pinterest - Facebook - Instagram - Twitter - YouTube - TikTok This post contains affiliate links that help me run One Simple Party. I only recommend things I love. Full disclosure here. This post was first published on July 29, 2013 and updated on April 9, 2021. Summer is almost here and it's time to celebrate with these free printable happy summer tags. They are great for adding some fun to any summer gift. You can make a simple teacher gift with a dollar store bee vase and some flowers. You will need some basic supplies, such as: - Craft scissors - Hole punch - White cardstock - Twine You can also use these tags for other purposes, such as: - Attaching them to treat bags or party favors - Adding them to a mason jar with homemade jam, preserves or sauce - Baking some yummy treats and putting them in a tin, basket or container with a tag To download your tags, just click on the download button below the image. You can also right-click and save the image to your computer. These tags are for personal use only. Download [Have a Great Summer Free Printable Tags](#) Download [Summer Gift Tags](#) I hope you enjoy these summer printables. Make sure to visit the other bloggers' printables below. They have some amazing ones for you.

Have a wonderful summer! If you appreciate my blog, please share this on Facebook or Pinterest. It helps me a lot. You can also let your friends know about it. If you like summer printables, you might also like these ones: You can connect with me on social media here: - Pinterest - Facebook - Instagram - Twitter - YouTube - TikTok This post contains affiliate links that support One Simple Party. I only recommend things I love. Full disclosure here. This post was originally published on July 29, 2013 and updated on April 9, 2021. Give your summer party guests a memorable favor. They will appreciate a small gift that reminds them of the fun season. How to Choose a Summer Treat? The best summer treat depends on the occasion. Keep it simple and small. You don't need to spend a lot or give too much. Here are some summer party favor ideas that I like.

You can also go for an art theme. A little sidewalk chalk, watercolor paints (affiliate) or crayons and a coloring book are fun for kids. If you give bubbles, use our Free Printable Summer Bubble Wrappers. They are perfect for summer. How to Make Summer Party Favor Bags? I used different summer favors for this post. I put a kazoo, a Slinky (affiliate) and a party blower in each bag. I used kraft paper bags (affiliate) and watermelon baker's twine (affiliate). I added the Free Printable Happy Summer Tag for a nice touch. You Need: - Kraft paper bags (affiliate) - Watermelon Baker's Twine (affiliate) - Summer Favors (see above) - Mini Clothespins (affiliate) Steps: 1. Put some summer favors in each bag. See above for some suggestions. 2. Close the bag with a mini clothespin. 3. Wrap a piece of twine around the bag. 4. Print and cut out your Free Printable Happy Summer Tags. Make a small hole on top with a mini hole punch (affiliate). Attach to the bag. Get your Free Printable Happy Summer Tags here. Need help with printing? See our printing guide here. It has many tips to make it easy and fun. Save this design for later. Pin it below. Check out our shop for more summer party printables. We have summer bucket lists, invitations for your next barbeque and more.

They will make your summer parties special and easy. I love these watermelon party invitations. They are great for a summer party. If you love printables, parties, and recipes, you're in the right place. I'm Liz from Liz on Call, and I'm happy to be here with you today. I enjoy using printables for gift giving, and I have some cool summer gift tags for you. They are perfect for attaching to a refreshing summer treat for your friends, neighbors, and teachers. They will appreciate your thoughtful gesture, even if it's something simple. These summer gift tags come in three different designs with bright colors that match the season. You can download them for free using the link below. They are for personal use only. My kids had fun giving them to their friends in the neighborhood. It was a great way to kick off our summer vacation. I love creating printables for gifts and parties, and I learned how to use illustrator to make them more professional. I took the printable design e-course and it taught me everything I needed to know. I made the summer gift tag printable and a whole set of party printables using the skills I learned in the course. I also like creating printables for my kids rooms, like this pineapple print. Another thing I like to make is party punch, like this raspberry crush punch. It's the best party punch recipe ever! I hope you enjoy these summer gift tags and have a great summer! Natalie This post may contain an affiliate link. See my disclosure policy. Liz is a mom of 3 who works from home. She enjoys making her family's life fun and easy with baking, crafting, and designing. She is always ready to help her family with anything. On her blog, Liz on Call, you can find many recipes, crafts, DIY, gift and party ideas that are simple, affordable and doable. Have a great summer free printable tags are one of her latest creations. She hopes you like them and have a wonderful summer! Liz