



Crystal
Nails® 



ACRYLGEL



CRYSTAL NAILS XTREME FUSION ACRYLGEL ACRYLGELS

THE UNIQUE ACRYLGEL IS A MEMBER OF OUR XTREME FAMILY WITH EASY AND TIMELESS FORMABILITY

In five popular colors: the most popular Cover Pink, brilliant Extra White, transparent Clear, White which is perfect for Baby Boomer and a solid French

- **ACRYLGEL builder product**
- **Xtreme density, does not heat up**
- **At sculpting, excellent controllability of hard gels and the formability and durability of the acrylics characterizes it**
- **Tube packaging - accurate dispensing, without wasting of the product**
- **No need for base gel**
- **Only Cleanser needed for the application - no allergic reaction and unpleasant odors**
- **Easy and timeless formability - it does not move before curing**
- **The finished product has the flexibility of the gel combined with the strength of the acrylic**
- **Extremely easy to file - cuts back on time**
- **More precise sculpting - thrifty, you can save time on filing**
- **Faster salon work means more clients**

New generation, non-heating, Xtreme dense, perfect shaping and easy to file hybrid AcrylGel builder gel. At sculpting, the controllability of the gel and the formability of the acrylic characterizes it. After curing, it will have the flexibility of gel combined with the strength of the acrylic. Can be filed easily after curing and cleansing.

The brand new tube packaging provides cleaner working conditions. Accurate dispensing: a sufficient amount of product is applied to the nail without any waste. Makes sculpting faster compared to gels and acrylics. No need for base gel. Only use it with Cleanser thus doesn't cause allergic reaction and doesn't have unpleasant odor.


New generation, non-heating, Xtreme dense, perfect shaping and easy to file hybrid AcrylGel builder gel. At sculpting, the controllability of the gel and the formability of the acrylic characterizes it. After curing, it will have the flexibility of gel combined with the strength of the acrylic. Can be filed easily after curing and cleansing.

The brand new tube packaging provides cleaner working conditions. Accurate dispensing: a sufficient amount of product is applied to the nail without any waste. Makes sculpting faster compared to gels and acrylics. No need for base gel. Only use it with Cleanser thus doesn't cause allergic reaction and doesn't have unpleasant odor.

30g -

60g -


Density ■■■■■+



Clear



NEW EDITION
Cover Pink



Extra White



Transparent
Pink



White



CRYSTAL NAILS XTREME FUSION ACRYL GEL ACRYL GELS

THE UNIQUE ACRYL GEL IS A MEMBER OF OUR XTREME FAMILY WITH EASY AND TIMELESS FORMABILITY

Clear: For nail bending it should be applied in two layers, use the lamp between the layers, then pinch it. Cure time in UV/LED lamp: 2-3 mins. , In LED lamp 1-2 mins.

Pinching time in UV/LED or LED lamp 7-15 secs (depends on the strength of the lamp.)

Cover Pink: n the most popular Cover Pink color. For bending should be applied in two layers, use the lamp between the layers, then pinch it. Cure time in UV/LED lamp: 2-3 mins. , In LED lamp 1-2 mins. Pinching time in UV/LED or LED lamp 7-15 secs (depends on the strength of the lamp.)

Extra White: Brilliantly white. Cure time in UV/LED lamp 4-5 mins, in LED lamp 2-3 mins

Transparent Pink: More lively nailbed color. Using it on the surface of Cover Pink a warmer tone of Cover color can be achieved. Excellent for competitions. For bending- it should be applied in two layers, using the lamp between the layers, then pinch it. Cure time in UV/LED lamp: 2-3 mins. , In LED lamp 1-2 mins.

Bending time in UV/LED or LED lamp 7-15 secs (depends on the strength of the lamp.)

White: The newest white tone, more natural than Extra White thereby perfect for creating modest French nails, or a pretty transition can be achieved in the Baby Boomer technique. Perfectly cures on a base layer free edge even in full thickness. Easy to bend. Cure time in UV/LED lamp: 2-3 mins. , In LED lamp 1-2 mins.

Bending time in UV/LED or LED lamp 7-30 secs (depends on the strength of the lamp.).

TUBE SQUEEZER

FOR XTREME FUSION ACRYL GEL

For easier and faster salon work. Rollers made of aluminium so it is durable and long lasting. Suggested for Xtreme Fusion AcrylGel. Using the squeezer prevents bubbling the gel after squeezing out.



Made with Xtreme Fusion Gel (by Edina Sikari).



BUILDER GELS

THE MOST IMPORTANT CHARACTERISTICS OF THE CRYSTAL NAILS MATERIALS:

- TOP QUALITY
- UNIQUE, REVOLUTIONARY CRYSTAL NAILS MATERIALS
- PERMANENT RENEWAL WHILE
LEADING THE NAIL TREND DEVELOPMENTS



XTREME CLEAR

TRANSPARENT, THICK, SUPER STRONG BUILDER

Top quality, dense, non-yellowing, purplish (UV filter and color brightening effect), hard, clear builder gel. It is the strongest Crystal builder gel, so it can be pinched and shaped very well. Extremely shiny and adheres well. Perfect for extreme shapes and pinching. Can be used for the creation of both short and long nails. Cures fast because of the accelerator material. It might cause burning sensation, so cure the nails fractionally: first 5 secs, then take the clients hand from the lamp for 5 secs, then cure it for 10 secs, then you can pinch it. This way it will not cause burning sensation. Apply it with a firmer brush: Firm Gel or Nero Merlo III. brush.

Pinch time n UV lamp: 10-15 secs, in LED llamp 5-8 secs.

The most cureable gel

Total cure time in UV lamp 2-3 mins
In LED 1-2 mins

Density



5ml –
15ml –
50ml –



TITANIUM

TRANSPARENT MEDIUM THICK, SPECIAL XTREME BUILDER

Medium thick, bluish, clear builder gel, with special consistency. Due to a secret ingredient the material keeps itself together, does not flow. It is very easy to spread it on the surface, but it keeps the sculpted shape

very well, which permits a quick and precise work. Ensures maximal control, which is an essential tool of the quality work. It can be used for the creation of both short and long nails, and can be pinched. We also suggest it for the nail techs with less experience. Apply it with a softer brush: 6 Gel brush, Xtreme Gel brush, Nero Merlo II. brush.

Pinch time in the UV lamp: 40-50 secs, in LED 15-20 secs.
Cure time in UV lamp 2-3 min, in LED lamp 1-2 min.

Density



5ml –
15ml –
50ml –



Made with Titanium Gel builder gel (by Halász Virág).

COOL GEL

CRYSTAL CLEAR, XTREME BUILDER GEL WITH REDUCED HEAT GENERATOR FORMULA

The result of a brand new development:

- low heat formation
- non yellowing
- crystal clear

Optimized density for salon work and flexibility characterizes it. Keeps itself together, does not flow. Maximal adhesion and extreme durability.

Cure time in UV lamp 2-3 minutes, in LED-ben 1-2 minutes.
Pinch time in UV lamp 20- 25 seconds, in LED 8- 10 seconds.

Density 



5ml –
15ml –
50ml –



GUM GEL

Moderately soft, clear builder gel with a soft bluish shade. Extremely flexible, formable gel. Easy to shape, file. It can be applied in the salon work perfectly. Very easy to handle. Because of its strong adhesion, apply it under any builder gel as a base at problematic clients. Moves together with the natural nail plate, that is why it won't lift and break. Because of its flexibility, it recommended to use it for the sculpting of nails with minimal length. Apply it with a softer brush: Xtreme Gel brush, 6 Gel or Nero Merlo II. brush.

Cure time in UV lamp 2-3 min, in LED lamp 1-2 min.

Density 



5ml –
15ml –
50ml –



BUILDER CLEAR II.

CLEAR SOFT BUILDER GEL

It is a clear single phased builder gel, which has an extremely high shine. It Soft and cures shiny, so it can be used for built-in or superficial decorations. Acid free gel, use it as a base layer at tip overlays. Use it for nails with natural length. Can't be pinched. Apply it with a soft brush: Xtreme Gel brush, 6 Gel brush or Nero Merlo II.

Cure time in UV lamp 2-3 min, in LED lamp 1-2 min.

Density 



5ml –
15ml –
50ml –



COOL (REMOVE) BUILDER GEL CLEAR

LOW HEATING FORMULA, EASY TO SOAK OFF REMOVE VERSION, DURABLE AND FLEXIBLE BUILDER GELS

Having the same formula as Cool Gel, this is an easy to soak off version, durable and flexible builder gel. Medium density, without burning sensation (low-heat generation), easy to handle. Excellent for salon work because it gives a natural feeling for clients while having them on. Due to the flexibility they are not fragile, and have excellent adhesion. We recommend to use brushes: 6 Gel brush, Xtreme Gel brush, Nero Merlo II. brush. Use soak off shine gels on them like Easy Off Top Gel.

Cure time in UV lamp 2-3 minutes. In LED 1-2 minutes. Pinch time in UV lamp 20-25 sec. in LED 10-15 sec.

Density



5ml -
15ml -
50ml -



BUILDER CLEAR I.

CLEAR, THICK BUILDER GEL

Thicker builder gel, because of its iceblue color, it has color brightening effect. So the nail bed becomes lively, and the French free edge brighter. it has gelatinous consistency in the jar, very dense builder gel, which softens from the heat of the hand, it will be easier to handle. One phased gel, which does not require a base gel layer. For natural nail length. Do not pinch! Use softer brushes: Xtreme Gel brush, 6 Gel brush or Nero Merlo II.

Cure time in UV lamp 2-3 min.
It doesn't cure in LED lamp.

Density



5ml -
15ml -
50ml -



Made with Cool Remove Builder Gel Clear and Cover Refill Hard builder gel (by Mónica Majnik).

GALACTIC BUILDER GEL VIOLET BUILDER GEL

Translucent Galactic builder gel, in Xtreme Clear base gel. Purplish-bluish-pinkish play of colors: as we are moving the brush in the material, so do the pigments, which creates the color extravaganza. It is very flexible and well formable. Strong gel with UV filter, and non-yellowing formula. Cures fast, because of the accelerator material in it. For filling of the free edge. Apply it with a firmer brush: Firm Gel or Nero Merlo III. brush.

Pinch time in UV lamp: 10-15 secs, LED: 5-8 secs.
Cure time in UV lamp 2-3 min, in LED lamp 1-2 min.

In order to reach an even more unique effect fill the free edge with this material, on its own or over a darker shade. Because of the thickness of the material the effect will be nicer!

Density 



5ml -



COLOR
EXTRAVAGANZA!

GALACTIC BUILDER GEL RED BUILDER GEL

Translucent Galactic builder gel, in Xtreme Clear base gel. Coppery red-yellow-green play of colors: as we are moving the brush in the material, so do the pigments, which creates the color extravaganza. It is very flexible and well formable. Strong gel with UV filter, and non-yellowing formula. Cures fast, because of the accelerator material inside. For filling of the free edge. Apply it with a firmer brush: Firm Gel or Nero Merlo III. brush.

Pinch time in UV lamp: 10-15 secs, LED: 5-8 secs.
Cure time in UV lamp 2-3 min, in LED lamp 1-2 min.

In order to reach a unique effect: fill the free edge with this material, on its own or over a darker shade. Because of the thickness of the material the effect will be nicer!


Density 



5ml -



COLOR
EXTRAVAGANZA!



 Made with Galactic Builder Gel Red builder gel (by Barbara Magyarosi).

PINK BUILDER HARD GEL

SUPER DENSE NAIL ENHANCEMENT BUILDER GEL

Glass effect, pink color, a more dense, more lively version of Builder pink I. Due to its density it is much easier to spread, even in one phase. You can create a perfect nail enhancement for smile line filing technique, so we can save time. It doesn't flow, so it is ideal to create high C curves. Use a softer brush: Nero Merlo II. or gel brush #6 or Xtreme gel brush. Pinch time 40-50 secs. Perfect nail.

Cure time in UV lamp 2-3 min. It doesn't cure in LED lamp.

Perfect nail enhancement for smile line filing technique

Density



5ml –
15ml –



XTREME PINK

PINK FIBERGLASS BUILDER GEL

Transparent, medium thick, milky pink, one phased builder gel, which does not require a base gel. The strongest pink builder gel. Easy to handle. Use for nail bed enhancement or for sculpting the whole nail! Removes the color imperfections of the nail bed. Contains fiberglass, which makes the nails extra strong. Because of an accelerator component, it cures fast. It can get hot during curing, so cure the nails fractionally: first 5 secs, then take the clients hand from the lamp for 5 secs, then cure it for 10 secs, then you can pinch it. This way it won't cause burning sensation. Apply it with a firmer brush: Firm Gel or Nero Merlo III. brush.

Pinch time in UV lamp: 10-15 secs, in LED 5-8 secs.

Cure time: 2-3 mins in UV lamp
In LED lamp: 1-2 mins

Density



5ml –
15ml –
50ml –



It is made with Pink Builder Hard Gel builder gel (by Barbara Magyarosi).

BUILDER PINK I. RENEWED

TRANSPARENT PINK BUILDER GEL FOR NAIL BED ENHANCEMENT

Softer, transparent, glass effect (blush) builder gel. Use it for creating the enhancement of the Cover Pink and for the filing technique of the smile line. Using it on its own, it makes the nail bed more vivid. Apply it with a softer brush: 6 Gel brush, Xtreme Gel or Nero Merlo II. brush.

Cure time in UV lamp 2-3 min.
It doesn't cure in LED lamp.

Density 



5ml –
15ml –
50ml –



BUILDER PINK II.

SLIGHTLY COVERING PINK BUILDER GEL

Thick, transparent, milky peach strong buider gel. Covers the smaller nail imperfections. Softens from the heat of the hand, so it can be treated easily. Use it for nail bed enhancement and for the filing technique of the smile line. Perfect for the mashing of the Cover Pink at the cuticles, at nail bed extensions, so the regrowth can not be seen. By using on its own, it removes the color imperfections of the natural nail bed. Apply it with a soft brush: 6 Gel brush, Xtreme Gel or Nero Merlo II.brush.

Cure time in UV lamp 2-3 min.
It doesn't cure in LED lamp.

Density 



5ml –
15ml –
50ml –



ANTIFUNGAL PEDI GEL

BUILDER GEL

Builder gel for nail correction, replacement on both hands and feet. Soft, light peachy (opal) pink, almost clear gel. It is a very special material, which sticks to the skin, can be shaped surprisingly well, and does not flow. Use it for the creation of short natural nails. Contains clotrimazole, which is effective against nail fungus.

Cure time in UV lamp 2-3 min.
It doesn't cure in LED lamp.

Density 



5ml –
15ml –



NEW! GELLY COVER PINK BUILDER GEL

NEW CATEGORY BETWEEN THE COVER REFILL AND XTREME FUSION PRODUCT FAMILY

COVER GEL WHAT PROVIDES A PERFECT COVERAGE. IT CAN BE APPLIED ON WHOLE NAIL OR FOR NAILBED EXTENSION. THE MATERIAL IS PERFECTLY HOMOGEN SO THE NAILS WON'T BE MOTTLED OR TRANSPARENT. IN ONE STEP YOU CAN MAKE THE HEIGHTENING AND NAIL BED EXTENSION .

Thanks to it's new „pudding“ texture the material stays where we put (not selfleveling) and easy to apply because it's not runny. the desired form/ curve can be made easily. This gel is the perfect choice for making high smile line wall thanks to its shape holding feature. At refilling or sculpting process we can put on the material all the five fingers so we can save time. Thanks to its perfect adhesion it wont be airy under the nails. Not so flexible but it is stronger and does not break.

HOW TO USE THE GELLY COVER PINK BUILDER GEL:

SUGGESTED TO APPLY A BASE GEL (EG: COMPACT BASE GEL TRANSLUCENT NUDE)

SUGGESTED TO USE THE NEW GELLY BRUSH OR ANOTHER SOFT BRUSH (NERO MERLO).

AT NAIL SCULPTING IF YOU WOULD LIKE TO BEND THE MATERIAL, SUGGESTED TO APPLY GELLY COVER PINK BUILDER GEL OR OTHER FLEXIBLE BASE GEL IN A THIN LAYER AND CURE IN LAMP (GELLY COVER BUILDER GEL: 20 SECS, XTREME CLEAR 10 SECS, XTREME COOL GEL:

15 SECS) THE SECOND STEP IS COVERING THE BASIC LAYER WITH THE GELLY COVER BUILDER GEL (DON'T HAVE TO BEND IT) .

THE WHOLE CURE TIME IN UV LAMP: 2-3 MINS, IN LED LAMP: 1-2 MINS.

THE PERFECTLY SMOOTH SURFACE CAN BE REACHED WITH FILING ONLY, BECAUSE THIS NEW MATERIAL IS NOT SELF-LEVELING. (EASY TO FILE WITH 180 XTREME GREEN FILE).



Density ■■■■■



5ml –

15ml –

50ml –



COVER REFILL GELS

BUILDER GELS

Builder gel with natural effect and optimal coverage developed for refillings. It is a slightly covering Cover Pink, its color is identical with the most popular Cover gel. In case of nails with nail bed extension the regrowth area can be filled in full thickness. With less pigments, that's why even if you use in full height, it will look like as a regular nail bed extension gel worked towards the root of the nail, nicely mashed. The work is faster with it, as the Cover Pink and the Clear material can be replaced at the same time (2 in 1): due to its pigment content, the color of the nail bed will be even, it can be used for nail bed enhancement. Apply it with a soft brush: 6 Gel brush, Xtreme Gel or Nero Merlo II. brush.

Pinch time in UV lamp: 30-35 sec, in LED lamp 20-25 sec.
Cure time in UV lamp 2-3 min, LED lamp 1-2 min.

COVER REFILL HARD GEL

More dense version, natural nail bed color
Cover Refill Gel, what was developed for refill. Similar to the popular Cover Pink color.



Density

5ml –
15ml –
50ml –



COVER REFILL HARD TAN GEL

Warmer version of the bestseller cover refill hard builder gel, fore browner skin tone



Density

5ml –
15ml –
50ml –



COVER REFILL HARD CRYSTAL GEL

Wonderful gel for nail bed extension with pearly shade which contains ice-crystals.



Density

5ml –
15ml –



COVER REFILL GEL

Builder gel with natural effect and optimal coverage developed for refillings. It is a slightly covering Cover Pink, its color is identical with the most popular Cover gel.



Density

5ml –
15ml –
50ml –



COOL (REMOVE) BUILDER GEL COVER FILL

LOW-HEATING FORMULA, EASY
TO SOAK OFF REMOVE VERSION,
DURABLE AND FLEXIBLE BUILDER
GELS

Having the same formula as Cool Gel, this is an easy to soak off version, durable and flexible builder gel. Medium density, without burning sensation (low-heat generation), easy to handle. Excellent for salon work because it gives a natural feeling for clients while having them on. Due to the flexibility they are not fragile, and have excellent adhesion. We recommend to use brushes: 6 Gel brush, Xtreme Gel brush, Nero Merlo II. brush. Use soak off shine gels on them like Easy Off Top Gel. Cure time in UV lamp 2-3 minutes. In LED 1-2 minutes. Pinch time in UV lamp 20-25 sec. In LED 10-15 sec.

SOAK OFF THE WHOLE NAIL IN 20 MINUTES. (in case you sculpt it only from these gels)

Density



5ml –
15ml –
50ml –

- Non-heating COOL formula
- easy to soak off REMOVE version
- durable & flexible



ROCKY COVER HARDGEL

Gel for nail bed extension with cold, purplish, natural color. The thickest gel for nail bed extension, which does not move, does not flow away, you can shape it until the smile line gets perfect. Advantage: cures even applied it thickly and can be pinched. It doesn't have level equalizer effect, in order to spread it perfectly use a sliding layer. When applying, it softens from the heat of the hand, which makes the creation of the even surface easier. Apply it with a softer brush: 6 Gel brush, Xtreme Gel or Nero Merlo II. brush.

Cure time in UV lamp 2-3 min, in LED lamp 1-2 min.

Density



5ml –
15ml –



ROCKY COVER LIGHTGEL ROCKY COVER LIGHTGEL BUILDER GEL

Compared to the popular ROCKY Cover HardGel it is a less dense gel for nail bed extension. It has warm effect, midtone, natural color. The most popular Cover Pink color. Due to its level equalizer effect, it is very easy to spread. Does not move, flow, with its help you can create the perfect smile line. The best Cover, which is easy to use and can be pinched easily.

Cures even if you apply it thickly. Use a softer brush: 6 Gel brush, Xtreme Gel or Nero Merlo I. brush.

Cure time in UV lamp 2-3 mins, in LED 1-2 mins

Density



5ml –
15ml –



XTREME COVER PINK RENEWED

GEL FOR NAIL BED EXTENSION

Renewed formula! The new Xtreme Cover Pink RENEWED :

- more natural color
- easy to blur
- easy to apply
- same density (slightly denser than the most popular Cover Pink gel) Pinkish shade with warm tone. Due to the new formula it can be handled much easier. Ideal pigment content characterises it. We can create good coverage even with a thin layer. The new Xtreme Cover Pink RENEWED can be mashed towards the cuticle area more easily. Apply it with a firmer brush: 6 Gel brush, Xtreme Gel or Nero Merlo II. brush.

Cure time in UV lamp 2-3 mins, in LED 1-2 mins

Density



5ml –
15ml –



More special, more developed, more extreme!

It is so lively, has pinky shade

COVER PINK

FOR NAIL BED EXTENSION

The most popular gel for nail bed extension, which has warm effect, natural color and covers perfectly. Its color is the perfect match for most of the clients. Easy to use, softer type of gel. You can create the perfect gradient towards the root of the nail with a few movements, no more regrowth problem at the smile line, the nail bed can be extended optically. Apply it with a softer brush: 6 Gel brush, Xtreme Gel or Nero Merlo II. brush.

Cure time in UV lamp 2-3 min, in LED lamp 1-2 min.

Density



5ml –
15ml –
50ml –



COVER PINK X

BED EXTENSION FOR PINKISH SKINTONE

Gel for nail bed extension with natural lighter pink color. For clients with a lighter skin tone– and affection to the more vibrant shades–in order to reach the perfect gradient. Wieldy, softer gel. Apply it with a softer brush: 6 Gel brush, Xtreme Gel or Nero Merlo II. brush.

Cure time in UV lamp 2-3 min, in LED lamp 1-2 min.

Density



5ml –
15ml –
50ml –



COVER PINK CRYSTAL

PEARLY GEL FOR NAIL BED EXTENSION

Gel for nail bed extension with wonderful silvery (pearly) ice crystals. Warm shade. Natural base color, which mostly contains tiny whitish pearl grains. Slightly thicker, but you can create the perfect surface with it. Soft ice crystal and velvety shimmering. Apply it with a soft brush: 6 Gel brush, Xtreme Gel or Nero Merlo II. brush.

Cure time in UV lamp 2-3 min, in LED lamp 1-2 min.

Density



5ml –
15ml –

CN tip: Stir it up, before usage, as the glitters might sink to the bottom of the jar.



COVER PINK DIAMOND

PEARLY GEL FOR NAIL BED EXTENSION

Gel for nail bed extension with wonderful mallow shade and tiny gold (pearly) glitters. Warm shade. Natural base color, which mostly contains tiny pink pearl grains. Slightly thicker, but you can create the perfect surface with it. Soft gold and velvety shimmering. Apply it with a soft brush: 6 Gel brush, Xtreme Gel or Nero Merlo II. brush. Cure time in UV lamp 2-3 mins, in LED 1-2 mins

CN tip: Due to the new formula, it is easier to handle.

Density ■■■■■■



5ml –
15ml –



COOL (REMOVE) BUILDER GEL COVER PINK

LOW-HEATING FORMULA, EASY TO SOAK OFF REMOVE VERSION, DURABLE AND FLEXIBLE BUILDER GELS

Having the same formula as Cool Gel, this is an easy to soak off version, durable and flexible builder gel. Medium density, without burning sensation (low-heat generation), easy to handle. Excellent for salon work because it gives a natural feeling for clients while having them on. Due to the flexibility they are not fragile, and have excellent adhesion. We recommend to use brushes: 6 Gel brush, Xtreme Gel brush, Nero Merlo II. brush. Use soak off shine gels on them like Easy Off Top Gel. Cure time in UV lamp 2-3 minutes. In LED 1-2 minutes. Pinch time in UV lamp 20-25 sec. in LED 10-15 sec.

SOAK OFF THE WHOLE NAIL IN 20 MINUTES. (in case you sculpt it only from these gels)

Density ■■■■■■



5ml –
15ml –
50ml –



XTREME WHITE

BUILDER GEL

SNOW WHITE THICK BUILDER GEL

Thick, warm snow white builder gel. It has high pigment content, so it has good coverage, if applied it thinly. Blindingly white, but cures well. It can be spread easily. Thick, doesn't flow, but it can be spread easily.

We can create a nice even surface with it.

Apply it with a softer brush: 4 Gel brush, 6 Gel brush or Nero Merlo II. brush.

Cure time in UV lamp 3-4 min, in LED lamp 2-3 min.

Tip: Apply a base layer of transparent gel: thinner on the prepared nail, thicker on the nail form (according to the shape of the extension) Cure for 1 minute, then carefully remove the form. Now you can create the white free edge on the transparent extension. Its other advantage: in the UV lamp the light reaches the white gel even from below..

Density



5ml –
15ml –
50ml –



MORE SPECIAL,
RICHER,
MORE EXTREME!

BUILDER WHITE II. RENEWED

BLINDINGLY WHITE, MEDIUM THICK BUILDER WITH LEVEL EQUALIZER

Dazzling cold white, highly pigmented builder gel with medium thickness. Does not flow. It has level equalizer effect, and good coverage. Still cures, even if applied it thickly. In the lamp its surface gets even, because of the heat. You can create a definite smile line.

Apply it with a softer brush: 4 Gel brush, 6 Gel brush or Nero Merlo II. brush.

Cure time in UV lamp 3-4 min, in LED lamp 2-3 min.

A basic layer is necessary but you don't need to use a cover layer.

Density




5ml –
15ml –
50ml –



DAZZLING
WHITE
EASY TO
CONTROL

Bestseller!



Made with Xtreme White builder gel (by Barbara Magyarosi).

BUILDER WHITE I. WHITE SUPERDENSE BUILDER GEL

Super thick, white builder gel, in natural white color. As thick as the Rocky Cover HardGel. Doesn't flow. Warm white shade with high pigmentations. Cures totally even applied thickly. You can create definite smile line with it. For the creation of natural French nails. Apply it with a softer brush: 4 Gel brush, 6 Gel brush or Nero Merlo II. brush.

Cure time in UV lamp 3-4 min, in LED lamp 2-3 min.

Density 

 5ml -
15ml -



BUILDER SOFT WHITE BUILDER SOFT WHITE BUILDER GEL

Off-white builder gel with medium thickness, and new formula. For the creation of the natural French nails. Softer gel, which can be spread and treated easily. Not highly pigmented. Create the lunula with it at competitions! Apply it with a softer brush: 4 Gel brush, 6 Gel or Nero Merlo II. brush.

Cure time in UV lamp 3-4 min, in LED lamp 2-3 min.

Density 

 5ml -
15ml -



COOL (REMOVE) BUILDER GEL WHITE

LOW-HEATING FORMULA, EASY TO SOAK OFF REMOVE VERSION, DURABLE AND FLEXIBLE BUILDER GELS

Having the same formula as Cool Gel, this is an easy to soak off version, durable and flexible builder gel. Medium density, without burning sensation (low-heat generation), easy to handle. Excellent for salon work because it gives a natural feeling for clients while having them on. Due to the flexibility they are not fragile, and have excellent adhesion.

We recommend to use brushes: 6 Gel brush, Xtreme Gel brush, Nero Merlo II. brush. Use soak off shine gels on them like Easy Off Top Gel.

Cure time in UV lamp 2-3 minutes. In LED 1-2 minutes. Pinch time in UV lamp 20-25 sec. in LED 10-15 sec.



SOAK OFF THE WHOLE NAIL IN 20 MINUTES. (in case you sculpt it only from these gels)

Density ■■■■■



5ml –
15ml –

BABY BOOMER-WHITE FOR BABY BOOMER TECHNIQUE

Natural white builder gel with medium density. It is a natural white builder gel, and can be worked on the nail perfectly. If applied thinly it is transparent, if applied thickly it covers perfectly. On the nail form it does not require a clear base layer, as it cures perfectly.

Apply it with a softer brush: 6 Gel brush, Xtreme Gel, or Nero Merlo II. brush.

Pinch time in UV lamp: 15-20 secs, in LED 10-15 secs.



Density ■■■■■



5ml –
15ml –
NEW! 50ml –



Made with Baby Boomer-White builder gel (by Barbara Magyarosi).

NEW! BUILDER GEL TRIAL KITS

NEW! BUILDER GEL TRIAL KITS

You can try our favourite builder gels in trial kits - Taste Kit!
It is a good opportunity to try something new in a cheaper price!

NEW! Clear Builder Gel Taste Kit 3x3ml

- Kit contains:
- Xtreme Clear
 - Cool Gel
 - Titanium Gel



NEW! Cover Pink Builder Gel Taste Kit

- Kit contains:
- Xtreme Cover Pink
 - Cover Pink
 - Rocky Cover Light



NEW! Cover Refill Builder Gel Taste Kit

- Kit contains:
- Cover Refill
 - Cover Refill Hard
 - Cover Refill Hard Tan



LIMITED
EDITITON!

NEW!

NEW!

NEW!



Made with Cover Refill Builder Gel Taste Kit (by Virág Halász).

**BABY BOOMER GEL KIT –
FOR BABY BOOMER TECHNIQUE 2X5ML**

BabyBoomer technique is very popular among the decent clients. The essence of it is that the white free edge is mashed with the nail bed color. So this technique is regrowth free, but the result is more natural than in case of classic French nails. This kit contains the new Cover Refill Hard Gel and the new BabyBoomer White, with the help of them you can create amazing nails. (On the BabyBoomer nails any type of nail art design looks amazing, such as Sugar Effect, velvet powder, Crystal mermaid powder or gel painting.) decent clients. The essence of it is that the white free edge is mashed with the nail bed color. So this technique is regrowth free, but the result is more natural than in case of classic French nails. This kit contains the new Cover Refill Hard Gel and the new BabyBoomer White, with the help of them you can create amazing nails. (On the BabyBoomer nails any type of nail art design looks amazing, such as Sugar Effect, velvet powder, Crystal mermaid powder or gel painting.)

- KIT CONTAINS:
- BabyBoomer White 5ml
- Cover Refill Hard 5ml



A 4.350,- értékű készlet CSAK 3.915,-

**COOL (REMOVE) BUILDER GEL KIT
COOL (REMOVE) BUILDER GEL KIT 4X5ML**

Having the same effect as COOL Gel with non-heating formula, easy to soak off remove version, durable and flexible builder gels in one kit.

- All four - favorite french - colors in the kit:
1. White
2. Clear
3. Cover Fill
4. Cover Pink



SOAK OFF THE COOL REMOVE BUILDER GEL FAMILY THE SOAK OFF TIME - 15-20 MINUTES - IS INFLUENCED BY THE THICKNESS OF THE NAIL AND THE STRENGTH OF THE ACRYL REMOVER. WE RECOMMEND TO SOAK OFF WITH FOIL BECAUSE THE HEAT THAT GENERATES WITHIN THE FOIL, SPEEDS UP THE SOAK OFF TIME AND WE CAN SCRATCH OFF THE SOFT MATERIAL. THE THINNER THE MATERIAL IS, THE FASTER IT SOAKS OFF. IF WE DON'T REMOVE IT'S THICKNESS, DEPENDING ON THE LENGTH AND THICKNESS OF THE NAIL, THE SOAK OFF TIME COULD BE 30-40 MINUTES AS WELL. IMPORTANT!

APPLY EASY TOP OFF GEL ON THE NEW COOL REMOVER BUILDER GEL SO IT WILL BE TOTALLY SOAK OFF.

SOAK OFF THE WHOLE NAIL IN 20 MINUTES.
(in case you sculpt it only from these gels)



GUM BUILDER GEL KIT

KIT CONTAINS:

- Gum Gel 5ml
- Easy Off White Gel 5ml
- Cover Mani Gel
- Easy Off Top Gel 4ml
- Cleanser 40ml
- Wiping sponges
- Nail form samples



COVER PINK GEL KIT

KIT CONTAINS:

- Cover Pink 5ml
- Cover Pink X 5ml
- Xtreme Cover Pink 5ml
- Cover Pink Diamond 5ml
- Top Shine 4ml
- Cleanser pad (10pcs)
- Nail form samples



TITANIUM BUILDER GEL KIT

KIT CONTAINS:

- Titanium Gel 5ml
- Renewed Builder White II. Gel 5ml
- Cover Pink Gel 5ml
- Top Shine 4ml
- Cleanser pad (10pcs)
- Nail form samples



ROCKY COVER HARDGEL KIT

KIT CONTAINS:

- Xtreme Clear 5ml
- Rocky Cover HardGel 5ml
- Xtreme White Builder Gel 5ml
- Top Shine 4ml
- Cleanser pad (10pcs)
- Nail form samples



XTREME BUILDER GEL KIT

KIT CONTAINS:

- Xtreme Clear Gel 5ml
- Xtreme White Builder Gel 5ml
- Xtreme Cover Pink 5ml
- Top Shine 4ml
- Cleanser Pad (10pcs)
- Xtreme butterfly template(10pcs)
- Nail form samples



COVER REFILL GEL KIT

KIT CONTAINS:

- Cover Refill Gel 5ml
- Cover Refill Hard Tan Gel 5ml
- Cover Refill Hard Crystal Gel 5ml
- Builder Base Gel 4ml
- R6 Royal Gel 3ml
- Xtreme Top Shine 4ml
- Cleanser Pad (10pcs)
- Xtreme butterfly template(10pcs)
- Nail form samples



ROCKY COVER LIGHTGEL KIT

KIT CONTAINS:

- Rocky Cover LightGel 5ml
- Titanium Gel 5ml
- Builder White II. Renewed Gel 5ml
- Xtreme Top Shine 4ml
- Cleanser Pad (10pcs)
- Xtreme butterfly template(10pcs)
- Nail form samples



NEW! COMPACT BASE GEL

NEW! COMPACT BASE GEL NEW GENERATION OF BASE GEL AND NAIL

STRENGTHENER

Soak-off, flexible and super dense nail strengthener gel, it's self-leveling and creates smooth surface. Despite its high density, it's easy to work with. Features very strong adhesion thus perfect for a base layer. Enhances the durability of the nail strengthener but also could be used for creating the C-curve, fixing chipped nails for sculpting nail extensions using nail forms.

How to use:

- Prepare the nails with Spray Prep or Nail Prep/No Buffer Scrub. No need to use Primer

- Apply color gel polish over the properly cured surface (Don't remove the thin tacky layer. It helps with applying the color more precisely)

- Compatible with all kind of CrystaLacs (Except: ONE STEP Easy CrystaLac)

- Using it as a base under ONE STEP CrystaLacs extends their durability similar

to the 3 STEP CrystaLacs (up to 3 to 4 weeks)

- Features extreme adhesion hence perfect under hard gels too

- In case of sculpting- first remove the tacky layer then shape it like hard gels

Cure time in the UV lamp: 2-3 mins, in LED lamp: 1-2 mins.

4ml –

8ml –

13ml –

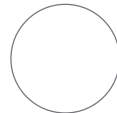
(13ml edition is available only in Clear and Cover Pink colours)



NEW! Milky Rose



NEW! Cover Rose



Clear



NEW EDITION!
Cover Pink



TranslucentNude

NEW! Milky Rose: It has milky effect with white and pinky shades. It gives a good base for the decoration; covers slightly. It will be the favourites of nude effect fans!

NEW! Cover Rose: It has a soft pinky shadow. It covers perfectly. Most of the time we use it on its own. It has a colour like 3S42.

Clear: Transparent, water-clear material. It is perfect under colours, especially when the base shouldn't have a basic colour.

Cover Pink: Our beautiful Pink cover color with opaque coverage. Recommended for French nails / pink and whites. Apply this Compact base gel as the base layer, the nail strengthener and as the pink base color of the French nails, then apply the white free edge color (recommended CoverPRO white) and use a top gel to finish the perfect French look.

Translucent Nude: Translucent Nude: Medium opaque, natural, nude color that blends right with the color of the natural nails. Perfect for strengthening nails or creating less dramatic, natural effect as well as a base under less opaque colors.



4ml

8ml

13ml

SELF-LEVELING:
Its perfect self-leveling feature creates a flawless surface!

MORE DURABLE THAN EVER,
EXTRA STRONG ADHESIVE
BASE GEL AND NAIL STRENGTHENER!

SPEEDS UP THE SALON WORK:
Features very strong adhesion thus perfect for a base layer. Enhances the durability of the nails as nail strengthener but also could be used for creating the C-curve, fixing chipped nails or for sculpting nail extensions using a nail form.



Made with Cover Rose Compact Base Gel (by Virág Halász).



BUILDER BASE GEL



Incredible strength of adhesion, new development: say goodbye to adhesion problems even in case of the most problematic clients.

Easy to apply, a bit more dense, the shorter brush makes your work more even. Apply under CrystaLac, but in this case the solubility will decrease, because of the stronger adhesion.

BASE GEL



Extremely strong clear, adhesive gel, with three phases. It has a remarkable adhesion promoter effect, It is the base gel of CrystaLacs, and it can be used as base gel at refillings. Applied to the natural nail plate creates polymer bonding, provides bomb-proof adhesion.

Very easy to handle! Use it thinly in order to reach the perfect result. Flexible, soak off. At problematic clients it is the perfect way to prevent lifting, or in case of extreme nails to prevent lifting at pinching.

Use it under classic (3 -STEP) CrystaLacs as a base gel. With its help you can say goodbye to adhesion problems

COVER PINK BASE GEL

COLOURED BASE GELS



Unique development! Colored, flexible, soak off base gel with good adhesion. Its color is identical with the most popular Cover Pink color. It is extremely easy to handle, it can be spread easily on the nail surface.

Main characteristics:

- Base gel of sculpted nails: we can avoid the staining (what can occur in case of over-filing, or not filing the proper way), it makes the nail regrowth-free.
- Perfect for French gel polishing: no need for another base color; with this we can skip a step; provides a perfect surface for the application for the white color
- Durable nude gel polishing: 2 layers of Cover Pink Base Gel + one layer of Clear/Top 0 CrystaLac

A slightly sticky layer remains on the surface. Easy to soak off, the soak off time of a nail created with this: approx. 8 mins.

Cure time in UV lamp 2-3 min
in LED lamp 1-2 min



4ml – 15ml –

Cure time in UV lamp 2-3 min
in LED lamp 1-2 min



4ml – 15ml –

Cure time in UV lamp 2-3 min
in LED lamp 1-2 min



4ml – 15ml –

COVER LIGHTPINK BASE GEL

COLOURED BASE GELS



Like Cover Pink Base Gel, it's extremely easy to handle, it can be spread easily on the nail surface. In paler pink shade, less pigmented than Cover Pink Base Gel.

Most important features:

- Perfect base coat for nail sculpting. Use it to prevent overfiling and common filing mistakes (e.g. staining). Also prevents regrowth.

- Perfect for French gel polishing. Increases work efficiency. Allows you to apply white gel polish

without using any other base color.

- Durable nude gel polish. Apply two coats of Cover LightPink Base Gel, then top it off with a coat of Clear/Top 0 CrystaLac. Leaves a slightly sticky residue.

Easy to soak off, complete soak-off takes about 8 minutes

Cure time in UV lamp 2-3 min
in LED lamp 1-2 min



4ml – 15ml –

COLOR UP BASE GEL

COLOURED BASE GELS



Softer, white, flexible, strong adhesion base gel, especially under 3 STEP CrystaLac gel polish. Soaks off perfectly. Easy to handle. Use it thinly, in one layer. It easy to apply with the soft brush. If applied under the STEP CrystaLac it, gives extra vivacity to the applied colors.

Base Gel




Color UP! Base Gel surface

Cure time in UV lamp 2-3 min
in LED lamp 1-2 min



4ml – 15ml –



Made with Color Up Base Gel (by Dóra Pásztor).



COOL TOP GEL UNIVERSAL

CLEANSING-FREE, SOAK-OFF
SUPER SHINE



Cleansing-free, soak-off, medium viscosity, transparent top coat that keeps its spectacular shine for weeks. Non-yellowing. Does not require cleansing after curing. Perfect for acrylic and gel nails and 3 Step and One Step CrystaLacs, as it does not give a blueish-purplish tint to darker shades.



Cure time in UV lamp 2-3 min
in LED lamp 1-2 min



4ml – 15ml – 13ml –

TOP SHINE GEL

NO CLEANSING CLEAR SHINE GEL



Clear, soft shine gel with a brush and an extremely high shine which can be used on both gel and acrylic nails. After curing, it gets very hard. Not flexible. Yellowing-free. Cleansing free. Top quality! Due to the color brightener and UV filter it has blue light in the UV lamp. Apply it thinly because of the sudden curing! In order to reach the perfect shine, wait 1 min after curing, until it cools, and use the Cuticle oil just after. Besides the Clear (bestseller) version, the product is available in different effects:
-Shimmering transparent Top Shine (Silk, D. Violet, D. Blue, Holo Silver, Holo Gold, Holo Red, Holo Pink) – 15ml bottle.

Shimmery transparent Top-Shine in 15ml bottles



Silk D. Violet Holo Silver Holo Pink

Cure time in UV lamp 2-3 min
in LED lamp 1-2 min



4ml – 15ml – 13ml –

TOP SHINE™ XTREME GEL

TOTALLY YELOWING-FREE,
FLEXIBLE TOP GEL
100% yellowing-free, very flexible
shine gel. It can be applied thinly.
Cleansing free, non- soak off, extra
shiny shine gel. Remarkably durable!

Cure time in UV lamp 2-3 min
in LED lamp 1-2 min



TOP SEAL GEL

FLEXIBLE SHINE -
CLEANSING,
YELLOWING FREE
Thicker, extremely shiny, durable,
clear shine gel. Flexible, cleansing,
non soak off. Yellowing free. Contains
color brighteners. Use it on acrylic
and gel nails. Advantage: the nail art
design doesn't wear out under it. Its
consistency is perfect even in the
summer. It doesn't flow. It can be
applied thickly, so the imperfections,
file marks on the surface can be
corrected. (Time and energy saving.)
After curing, cleanse it with Cleanser in
order to reach a perfect result.

Cure time in UV lamp 2-3 min
in LED lamp 1-2 min



TOP SEAL LIGHT GEL

FLEXIBLE, SOFTER
TOP SHINE
Clear shine gel with medium
density. Softer than Top
Seal gel. Flexible, cleansing,
non soak off. Yellowing
free. Contains mild color
brighteners. Use it on acrylic
and gel nails. Advantage: the
nail art design doesn't wear
out under it. After curing,
cleanse it with Cleanser in
order to reach
a perfect result.

Cure time in UV lamp 2-3 min
in LED lamp 1-2 min



MEGA WHITE FILM GEL

NO CLEANSING MEGA
WHITE GEL WITH A BRUSH
It has extremely good
coverage, which was
developed to create blindingly
white French white free
edge. You can use it to create
different nail art designs. Apply
it thinly, because of its high
pigment content. Suitable for
different types of gel paintings,
surface decoration or for
creating the French smile line
- for the more experienced nail
techs (in 2 layers).
Cure time in UV lamp 2-3 min
in LED lamp 1-2 min

Cure time in UV lamp 2-3 min
in LED lamp 1-2 min



Made with Gelly Cover Pink Builder Gel and Top Shine Xtreme (by Edina Sikari).

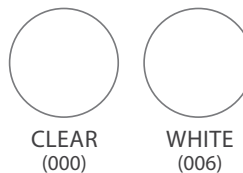
FRENCH TOP GEL

FRENCH TOP GEL - CLEAR

Clear flexible gel. You can use it with gel designs.
Cure time in UV lamp: 2-3mins. Does not cure in LED.

FRENCH TOP GEL - WHITE

Soft white gel, which has texture of a color gel. It has warm white color and good coverage. Its color is identical with the 006color gel. You can use it with Gum Gel. Cure time in UV lamp: 3-4 mins, in LED: 2-3 mins.



5ml -
15ml -



EASY OFF HARDENER GEL

SOAKABLE, FLEXIBLE NAIL STRENGTHENER GEL.

Suggested for enhancing the durability of the natural nails.

Cure time in UV lamp 2-3 min; in LED lamp 1-2 min

15ml -

Use its own Top gel:
Easy Off Top Gel!

Nail strengthening
effect

CN tip: Use Base
Gel under Easy Off
in order to reach
the perfect
adhesion!

CLEAR

MILKY WHITE

MILKY PINK

PINK



EASY OFF WHITE

It covers well. This cold snow-white gel contains blue stimulant. Flexible, soak off. It is good for the end of the French nails (strengthened by Easy Off Hardener Gel. Shake it before you use!.

Cure time in UV lamp 3-4 min, in LED 2-3 min



COVER MANI GEL

Soft nail strengthening gel with natural nail bed color. Flexible, soak off. Covers well if applied thinly. Member of the Easy Off gel family. Use it with Gum Gel and Mani Tip (for the super fast regrowth free French nail strengthening).

Cure time in UV lamp 2-3 mins, in LED 1-2 mins.



EASY OFF TOP GEL

Clear shine gel with medium density. Very flexible, cleansing, soak off. Use it on: gel and acrylic nails, and classic CrystaLac. Good for nail strengthening with Easy Off Hardener gel and at Chro°Me technique it is a plus, stronger top layer. After curing cleanse it with Cleanser in order to reach the perfect result.

Cure time in UV lamp 2-3 mins, in LED 1-2 mins.



MATTEVER MATT TOP GEL

Non-cleansing, soak off matte top gel With this non-cleansing, soak off, flexible matte top gel you will be able to obtain a longer lasting matte effect than ever before. You can use it over gel polishes, hard gels and acrylic as well. Its non-cleansing property offers a new way to decorate/design with it. Cure it

nail by nail. Cure time in UV lamp 2-3 min, in LED lamp 1-2 min



SOAK OFF MATT TOP GEL

Top gel with medium thickness. With its help we can create matte effect on the nails. Flexible, cleansing, soak off. Use it on acrylic, gel nails and CrystaLacs in order to reach matte effect. Cleanse it with Cleanser in order to reach the perfect result. Cure time in UV lamp: 2-3 mins, in LED 1-2 mins.



MANICURE TIP (MANI TIP) DOUBLE AND SIMPLE

You can easily create the regular smile line with the help of the Mani Tip. The double Mani Tip consists of 2 parts: one clear assistant tip, and one color French free edge. The clear assistant tip can be lifted easily, you have to push the thin color French tip - with glue on it - to the nail with the help of it. In 14 sizes for the perfect fitting. Can be used for gel nail strengthening. In 3 colors. The simple Mani Tip consists of one free edge part, which you have to pinch to the nail with fingers or with tweezers.

140pcs simple tip box
140pcs double tip box





COLOR GELS

OUTSTANDING COLOR INTENSITY AND SHINE



COLOR GELS

OUTSTANDING COLOR INTENSITY AND SHINE

Highly pigmented color gels in several colors and diverse exciting effects. Apply them in one or two layers, use the lamp at least 1 min. between the layers. Before use, mix the color gels thoroughly with a spatula because pigments and mica may stack on the bottom of the jar. However some types don't need mixing: Fly-Brill gels.

DECOR GELS



Incredible variety – nearly 500 colors

Stunning superficial effects

Try the new colors in 3 ml versions! Limited edition!

COLOR GELS

OUTSTANDING COLOR INTENSITY AND SHINE SHINE

DECOR GELS



93
Hot purple



94
Erotikus mályva



95
Calm petrol



96
Medium purple



97
Peach flower



98
Eggplant



189
Poppy



197
Monaco blue



198
Creamy powder



205
Creamy nude



208



209



210



211
Viola



212
Orchidea



213
Caramell



214
Nude



215
Corall red



216
Magnolia



217
Velvet lilac



218
Burgundy



271
Cognac



272
Acacia lilac



273
Sangria



274
Icy lilac



290
Pistacia


Incredible variety – nearly 500 colors

Studying superficial effects

Try the new colors in 3 ml versions! Limited edition!



Made with 313 and 316 Color Gel and Elasticker Silicone sticker by Virág Halász.



Made with R7, R136, R137, R140, R141 Royal Gel and Black Art Gel by Mária Koncsik-Király.

COLOR GELS

OUTSTANDING COLOR INTENSITY AND SHINE

BRILLIANT GELS



BRILLIANT color gel collection is the unique gel material and the glittering micas which sparkle, vibrate and almost illuminate more intensively than ever. Their colors are more lively, so they can be distinguished from far away. With its real brilliant effect, it attracts the eyes of men and envy women.



501
Brill pink



502
Brill bordeaux



505
Brill sahara



506
Brill gold



507
Brill brick red



508
Brill salmon



509
Brill indescent bordeaux



510
Brill red lavender



511
Brill apple



514
Brill lilac



515
Brill levander



516
Brill lime



517
Brill turquoise



518
Brill sea



519
Brill black



520
Brill graphite



521
Brill hologram



522
Brill tiny hologram



523
Brill silver



524
Brill irid orange



525
Brill pearl



526
Brill irid white



528
Brill irid red



529
Brill greeny rose



531
Brill lilac-blue



533
Brill cardinal



537
Brill champagne



538
Brill irid powder



539
Brill royal



540
Brill big irid salmon



541
Brill dark rose



542
Brill Big irid lilac



543
Brill tiny irid lilac



544
Brill tiny irid salmon



545
Brill irid silver



546
Brill irid red



548
Brill diamond



549
Brill pink diamond



550



551



552



553



554



555



556



557



559



560



561



563



564



565



566



567



568



569



570



575



578
Brill ocean



588



590
Brill pink



591
Brill pink

COLOR GELS

OUTSTANDING COLOR INTENSITY AND SHINE

CN Tip:


Brilliant Gel decoration tip: We advise you to use the Brilliant Gel between layers: cure one layer builder gel, decorate it with Brilliant Gel, then cover it with builder gel and form it like a 'C' shape. Make some remarkable and sparkling nails.



- 1. **LASER BRILL GELS**
The laser shimmering comes to life in sunlight or lamplight and it has a breathtaking iridescence. Life in sunlight or lamplight and it has a breathtaking iridescence.
- 3. **FROZEN-METAL GELS**
Password: metallic shine. One of the favorites of the designers: powerful, metallic shine - playful brights and colors.
- 5. **FULL DIAMOND GELS**
The main characteristic of the Full Diamond gels is they sparkle like diamonds! With even stronger sparkling effect, in really wild colors.



- 2. **FLASH GELS**
You will be in the spotlight everywhere with your fine glimmering color gels. Tiny micas, gigantic sprakling.
- 4. **NACREOUS GELS**
Metallic versions in the bluish color trends. The pearl metallic effect could be enhanced so much, that any luxury cars would be envy of its shine.



This nail made with 215, 306, 307 Color Gel. The decoration is 11, 15, 16 Chro®Me CrystaLac by Dóra Dovicsák.

COLOR GELS

OUTSTANDING COLOR INTENSITY AND SHINE

Incredible variety – nearly 500 colors
 Studying superficial effects
 Try the new colors in 3 ml versions! Limited edition!




6. SILK-METAL GELS
 Colors with candy and special metal-stripping effects.

8. PASTEL GELS
 Due to development these shades have now better coverage. Soft pastel shades, not only for the moderate clients.


7. SATIN-METAL GELS
 Soft, golden shimmering: these are the main characteristics of the satincreamy color gels. You can use them for creating the free edge, or you can cover the whole nail surface with them.



9. SILK CANDY
 Light silk candy colors in fine summer shades.



Made with Color Gel 144, Full Diamond 3SFD6 and 3 STEP Crystalac 3S78. The decoration is made with ruby transferfoil and Art Gels by Dóra Dovicscsák.



Made with Color Gel 314. The decoration made with Swarovski by Alexa Méhész.

COLOR GELS

OUTSTANDING COLOR INTENSITY AND SHINE

Incredible variety – nearly 500 colors.

Stunning superficial effects.

Try the new colors in 3 ml versions! Limited edition!



580 Silver
175 Iridescent-metal pink
176 Iridescent-metal turquoise
178 Iridescent-metal red
124
127
128
129
130



131
132
133
134
142
161
162
163
164
165
F6
F10
F13



F14
F16
F18
100 Metal-pink
101 Metal cyclamen
104 Metal-brown
105 Metal-hazel
108 Metal-lilac
112 Metal-ruby
113 Pearl rose
114 Pearl shell
115 Pearl white
118 Steel pink



119 Steel lilac
120 Steel red
136 Purple Black
139 Plum
140 Deep blue
158 Steel grey
406 Pink effect

11. IRIDESCENT METAL GELS
The small-grained iridescent version of metallic colors, for reserved women who still desire attention.

13. FLY-BRILL GELS
The crystal-mica shine of the Crystal Nails Fly-Brill color group blinds you just after opening the jar; these micas do not sink without stirring. What is even more important: they spread surprisingly uniformly under the brush. Spectacular and easy to use: this is Fly-Brill.



10. MULTI GLITTER GELS
Exclusive, uniquely multidimensional glittering gels for maximum attention. With four components and special micas combination.

12. SNOW CRYSTAL ZSELÉK
Nacreous, very fine and elegant metal colors with velvety shine. The light elegance of the snow crystal (whitish) shimmering of mirror velvet - in a luxurious version.

14. METAL GELS
Metallic colors in intensive nacreous shine.

15. EFFECT GELS
Transparent glittering gels to spice up the colors under them.

COLOR GELS

OUTSTANDING COLOR INTENSITY AND SHINE

Incredible variety – nearly 500 colors.
 Studying superficial effects.
 Try the new colors in 3 ml versions! Limited edition!



16. NEON SILK CANDY
 Light silk candy shades in wild neon shades.



18. NEON CLASSIC GELS
 Dazzling hot neon colors.



17. NEON CRYSTAL GELS
 2 in 1: the sparkling of snow crystals in neon colors.



19. SPARKLING GELS
 Sparkling champagne effect in gels.

20. DIAMOND GELS
 Sparkling diamond effects: Red Diamond and Black Diamond.



CHAMELEON THERMOSENSITIVE GELS

OUTSTANDING COLOR INTENSITY AND SHINE

Chameleon Thermo, Flash and Rainbow Gels: 5ml
Supernova Gels: 4ml




- 21. CHAMELEON THERMOSENSITIVE GELS**
 The Chameleon Thermo gels are an eternal hit: they show different color on the nail bed (handwarm) and different on the cooler free edge.
- 22. CHAMELEON FLASH GELS -CHANGE COLOR BY BRIGHTNESS**
 In sunlight or shade, daytime or night -your nails will change their colors according to the light conditions.
- 23. CHAMELEON RAINBOW GELS**



- 24. SUPERNOVA - DECORATION GEL**
 Due to the special pigments it continuously changes its color: from different angles and light conditions, the new Supernova decoration gel always show different colors. We invite you to a galactic journey to the universe of colors. Magical shades in gel – only the sky is the limit! In 10 fantastic colors! In UV lamp 3-4 mins, in LE D it doesn't cure..

SUPERNOVA



This nail made with Color Gel 218. The decoration made with Royal Gel R6, gold transferfoil and Swarovski by Barbara Magyarosi.

MOONLIGHT EFFECT COLOR GELS



MOONLIGHT EFFECT COLOR GELS

The newest trend: glow in the night! Create amazing French free edges with the new Moonlight effect fluorescent gel. In two magical versions.



700

701

HONEYMOON COLOR GEL KIT

Turn your client to the most beautiful bride.

The kit contains:
F13, FD8, 537, 538



F13

FD8

537

538



This nail made with Moonlight Color Gel 700. The decoration made with Royal Gel R6 and white Art Gel by Dóra Keszttyűs.

 Crystal Nails®

ROYAL GEL

CLEANSING FREE COLOR GEL,
PERFECT COVERAGE IN ONE LAYER!



Made by Ágnes Sebestyén



The new generation of color gels. They are highly pigmented, so they cover perfectly in 1 (or 2 thin layers). After curing their surface is dry and shiny. If you would like to increase the shine or provide long-lasting durability, cover them with Top Seal Light gel or Easy Off Top Gel. You can use them on the whole nail surface. Due to the high pigment content Royal Gels are perfect for nail decorations: for 3D design or gel nail art. Cure time: 2-3 minutes according to the strength of the lamp. In LED: 1-2 minutes.



1. NEON

ROYAL GEL

CLEANSING FREE COLOR GEL, PERFECT COVERAGE IN ONE LAYER!

ROYAL GELS



1. NEON

2. DIAMOND
Sparkling diamond colors, in Royal Gel.



ROYAL GELS

ROYAL GEL

Incredible variety – nearly 500 colors.
 Studing superficial effects.
 Try the new colors in 3 ml versions! Limited edition!



3. FULL DIAMOND

Gorgeous shine! Make your days better with the most incredible shades!



ROYAL GEL

CLEANSING FREE COLOR GEL, PERFECT COVERAGE IN ONE LAYER!

ROYAL GELEK

3ml – 1.750,- (limitált) / 4,5ml – 2.200,-

4.

CHAMELEON THERMO

Constant changing: they have different color on the nail bed and the cool free edge.



This summer is about parties and festivals: show your clients what real party nails look like!

GEL KIT CONTAINS:

- R83 4,5ml
- R84 4,5ml
- R85 4,5ml
- R86 4,5ml

FAVOURITE COLORS ROYAL

GEL KIT CONTAINS:

- R1 4,5ml
- R5 4,5ml
- R6 4,5ml
- R8 4,5ml



4x4,5ml

The selection of the most popular Royal Gel colors Favorite Colors kit. The favorites of the clients in one kit!

HONEYMOON ROYAL

GEL KIT CONTAINS:

- R4 4,5ml
- R30 4,5ml
- R49 4,5ml
- RT1 4,5ml



4x4,5ml

Make your client the most beautiful bride! Sparkling colors for everyone, who wants to shine! Including a wonderful Chameleon thermo color.

NUDE ME! ROYAL

GEL KIT CONTAINS:

- R80 4,5ml
- R81 4,5ml
- R96 4,5ml
- R97 4,5ml



4x4,5ml

The most beautiful Nude Royal Gel colours in one box: four kind of your favourite nude shadows are available now.

VIOLET MANIA ROYAL GEL KIT

CONTAINS:

- R8 4,5ml
- R19 4,5ml
- R33 4,5ml
- R44 4,5ml



4x4,5ml

One of the trend colors of 2019 is a delightful shade of purple: the Violet. Four shades of violet in a kit at a fantastic price! The purple is a must have on your table this year.



Crystal Nails®

LACE GEL NON-CLEANING



Suggested to use top coat for a longlasting effect.

ALL STAMPING COLOR GEL
3ML -

STAMPING COLOR GEL


MAKE YOUR WORK EASIER WITH THE STAMPING COLOR GEL!

Non-cleansing, hyperpigmented stamping gels.

This gel's advantage is they cure in UV/LED lamp (not on air). Soluble, so it can be practically applied on artificial nails and with gel polishes. Available in two basic (white and black) and two festive (golden and silver) colors.



In 7 colours:



White



Black



Silver



Gold



Pink



Purple



Red



Made by Alexa Mész

CAMEA JEWELLERY GEL

CN tip:

It can be perfectly useable to sculpting the whole free-margin.

ALL CAMEA GEL
3ML –

CAMEA JEWEL GELS

NON-CLEANSING, TRANSPARENT, GLITTERY, VERY DENSE NAIL ART GELS.

Mainly for the creation of gemstones. Can be combined with the color base stickers. Apply them with the nail art needle. If you place any type of nail art element (glass foil, Chromirror powder, Flakes, etc.) underneath it (to the place of application), you can get a more unique effect. Looks amazing on matter surfaces.

Cure time in UV lamp 2-3 mins, in LED approx. 1 min, applied in a thicker layer: 1,5 mins



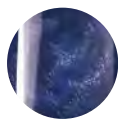
Four beautiful bright colors:



1
Pearl



2
Bordeaux



3
Blue



4
Black

Mix it up
before using!




ALL STAMPING
COLOR GEL
3ML

ROYALCREAM COLOR GEL

NON-CLEANSING, TRANSPARENT, SPARKLY, VERY THICK JEWEL GEL AND IT CAN BE CURED IN A THICKER LAYER.

Non-cleansing, highly pigmented color gels that are combining the thickness of Art Gels and the easy handling of Royal Gels. Does not run and has a pastelike consistency, providing a 3D effect for the designs that you create. Cures well even if applied in a thicker layer. The colors can be mixed perfectly such as the Art Gel painting gels. Curing time: 2-3 mins in UV lamp, 1 min in LED lamp (applying thicker layer: 1,5 min). Available in delightful, creamy ice-cream colors.



Made with Cover Refill Hard Crystal Gel. The decoration made with ChroMe Crystalsac 16, Camea Gel Pearl, Art Gel White and beads by Barbara Magyarosi.



LACE GEL

ALL LACE GEL
3ML

LACE GEL

EXTREMELY DENSE, INDEFINITELY FORM ABLE NEW NAIL ART GEL .

Pick the Lace Gel out of the jar with a spatula, and apply to the nail surface. Flat it with Mini 3D or 3D brush dipped into Cleanser. Create the desired pattern with Nail art Needle. Cleansing free. Does not require a cover layer. Use it over the totally cured shine gel!

Cure time in UV lamp: 2-3 mins, in LED 1-2 mins.

In 6 colors:

white, black, mint, peach, pink, dark purple



White

Peach

Pink

Mint

Dark purple

Black

LACE GEL BOX KIT CONTAINS:

- Lace Gel White 3ml
- Lace Gel Pink 3ml
- Lace Gel Mint 3ml
- Lace Gel Dark Purple 3ml

4 COLORS OF THE NAIL ART GEL IN ONE BOX:

The new, extremely dense, indefinitely formable nail art gel type. The 4 colors of the new Lace gel in a kit, for a super price. You can create wonderful lace designs with the Pink, Mint, Dark Purple and White colors. Your clients will adore them! Not only for brides!



White

Pink

Mint

Dark Purple

CN tip:

Use it extremely thinly – minimal amount is enough on the brush to avoid curing problems.

CN tip:

Art gel paint gels can be used only for decorations – to cover the whole nail surface or the free edge, use Royal Gel

CN tip:

Cure in LED lamp in order to save time!

ALL LACE GEL
5 ML

**ART GEL
DENSE PAINT GEL**

New generation of color gels, what can be used for painting. Extremely high pigmentation, dense, cleansing free, what covers well even if you applied it very thinly. Doesn't flow or move at all. There is no time limit, we can work as long as we want. Use for One Move technique, gel nail art, thin lines or contouring. Nicer color transitions and more vivid colors. Available in 5 colors: yellow, red, blue, black (to create darker shades) and white (to create lighter shades). By mixing these colors every shade can be created. Cure time: 3-4 mins in UV and LED.



Use this for One Move flowers



Made by Alexa Mehész



BAROQUE NAIL ART GEL AND 3D COLOR GELS

CN tip:

It is important to cure the lower layers completely.

CN tip:

Use them with the new Nail Art Baroque stickers! Use the nail art gel to create special frames for the stickers, using Short "0" or Long "0" brush. Or just simply create very popular, baroque style ornaments. New, fast and fascinating!

ALL ART GEL
5ML

BAROQUE GEL

BAROQUE NAIL ART GEL

For metallic, 3D baroque effect designs. Dense, easy-to-use, cleansing free product to create nice, convex patterns on the nail surface. Fast work even on shiny surface, no need for top layer. In 5 metallic shiny colors. Cure time: 3-4 mins in UV, 2-3 mins in Led lamp.



Dark Silver



Shiny Silver



Bronze



Dark Gold




Shiny Gold



3D HARD COLOR GELS-MORE DENSE

Extra dense, easy to use! Color gel that can be cured even in thick, you can create 3D effects. It stays on a shiny surface too. Use a special 3D brush, easy to form, but good for thin lines too. 0 Short or 0 Long, Barbara I. burshes are perfect to work with. Cleansing free products.

3ml –
5ml –



801
Black



808
White



824
Peach Rose



Made with Cover Refill Hard Crystal gel, the decoration made with 16 Chrome CrystalLac, Camea Geljellerles, white ArtGel and rhinestones (by Barbara Magyarosi).





3 STEP CRYSTALAC

EXTREME DURABILITY AND VIBRANT COLORS IN 3STEP



3 STEP CRYSTALAC

EXTRAORDINARY DURABILITY AND AMAZING COLORS IN 3 STEPS

Creamy consistency, flexible, soak-off gel polish. As durable as color gels, as easy to apply as lacquer. Cures perfectly in a UV or LED lamp, no scratches or shrinking as in the case of regular nail polish. Unique Polyhybrid formula provides durability and outstanding coverage. Highly pigmented colors. Contains nail polish, which makes it easy to apply, while its gel content allows the material to cure in 2-3 minutes. The flat brush adjusts beautifully to the arch of the nail plate, ensuring precise and even application. The matching colored bottle is aesthetically pleasing and spruces up your salon, and also makes it easier for your clients to choose a colorway. Use it on natural nails.

The base: Compact Base Gel, Builder Base Gel, Base Gel, a Color Up Base Gel or Cover Pink Base Gel. Cover base: Clear 0/Top CrystaLac, Cool Top Gel Universal, Matt Ever.

Soak off: maximum 10 minutes (depending on the thickness of the material and the solvent).

Curing time : UV- 2-3 min, LED - 1-2 min.



4ml - / 8ml - / 13ml -



EXTRAORDINARY
DURABILITY IN 3
STEPS

LASTS FOR THREE
WEEKS

CN tip:
For thin nails,
use Compact
Base Gel to fix
the nail plate.



3 STEP CRYSTALAC

EXTRAORDINARY DURABILITY AND AMAZING COLORS IN 3 STEPS

3 STEP CRYSTALAC

EXTRAORDINARY DURABILITY IN 3 STEPS

LASTS FOR THREE WEEKS

CN tip:

For thin nails, use Compact Base Gel to fix the nail plate.



8ml

4ml

Signs: S - Silk Sugar / F - Fine Glitter / N - Big Dill
4ml - 8ml - / 13ml -



3S22
Bright neon orange - F



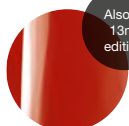
3S23
Bright neon coral - F



3S24
Neon pink



3S25
Neon lily



3S17
Raspberry foam - S

3S26
Ferrari red



3S18
Glowing cinnamon - F

3S27
Soft white



3S28
Neon lollipop



3S21
Dazzling marshmallow - N

3S29
Bright neon violet - F



3S30
Bright neon frutti - F



3S31
Mr. Grey



3S32
English mustard



3S33
Madame Marsala



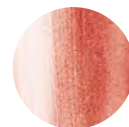
3S34
Clear blue



3S35
Rose quartz



3S36
Gleaming peony - S



3S37
Peach pink - S



3S38
Energetic pink - F



3S39
Bright neon lime - F



3S40
Neon peach



3S41
Neon mandarin



3S42
Aster



3S43
Pink nude



3S44
Ice coffee



3S45
Cloudy blue



3S46
Carbon grey



3S47
Fiesta red



3S48
Fragrant fire lily - S



3S49
Drunken sour cherry - F



3S50
Sky with stars - F



3S51
Winter charm - F



3S52
Golden dawn - N




3S53
Red demon



3S54
Lustful burgundy



3S55
Basic Instinct



3S56
Secret date



3S57
Gummy sugar glaze



3S58
Glitter powder - F



3S59
Bright salmon



3S60
Mint liqueur



3S61
Turquoise trinket



3 STEP CRYSTALAC

EXTRAORDINARY DURABILITY AND AMAZING COLORS IN 3 STEPS

4ml - / 8ml - / 13ml -

Signs: S - Silk Sugar / F - Fine Glitter / N - Big Dill



EXTRAORDINARY DURABILITY IN 3 STEPS
LASTS FOR THREE WEEKS

CN tip:
For thin nails, use Compact Base Gel to fix the nail plate.



3S62 Caribbean blue



3S63 Ink blue



3S64 Orange explosion



3S65 French fuchsia



3S66 Strawberry me-ringue



3S67 Raspberry jelly



3S68 Red currant



3S69 Toffee




3S70 Maron chestnut



3S71 Blackberry



3S72 Mountain Crystal - F



3S73 Apricot Champagne - F




3S74 Glowing haw-horn



3S75 Argentine Tango - F



3S76 Diva blue - F




3S77 Olive



3S78 Snow white



3S79 Classic ecru



3S80 Persian Pearls - S



3S81 Majestic flamingo



3S82 Fragrant hyacinth



3S83 Aquamarine - S



3S84 Neon lemonade - N



3S85 Neon flamingo flower - N



3S86 Ultra-violet



3S87 Neon red - N



3S88 Ivory



3S89 Horned figs



3S90 Diplomatic Blue



3S91 Sweet chili



3S92 Sparkling intoxication



3S93 Burmese ruby



3S94 Mystical emerald



3S95 Exciting blue



3S96 Banana shake



3S97 Tutti-frutti



3S98 Blueberry candy-floss



3S99 Baby blue



3S100 - F Golden ecru



3S101 - F Golden nude



3S102 - F Golden mallow



3S103 - F Golden corall



3SFD1



3SFD2



3 STEP CRYSTALAC

EXTRAORDINARY DURABILITY AND AMAZING COLORS IN 3 STEPS

4ml - / 8ml - /

Signs: S - Silk Sugar / F - Fine Glitter / N - Big Dill

CN tip:
For thin nails,
use Compact
Base Gel to fix
the nail plate.

EXTRAORDINARY
DURABILITY IN 3
STEPS
LASTS FOR THREE
WEEKS



3SFD3



3SFD4



3SFD5



3SFD6



3SFD7




GL1
Red



GL2
Ferrari red



GL6
Claret




GL7
Fuchsia




GL10
Hot chocolate



GL12
Violet




GL15
Dark aubergine



GL16
Midnight
Blue - F



GL21
Silver - F




GL24
White



GL26
Punch



GL44
Velvet - F



GL55
Black



GL60
Stum



GL61
Nougat



GL65
Dove grey



GL69
Meat



GL71
Tired pink



GL73
Blood Red



GL75
Red Mandarin



GL 85
Hot linc



GL87
Velvety peach
flower



GL88
Mysterious
soft gray



GL90
Deep flamingo
pink



GL91
Stroking soft
pink



GL92
Soft ivory



GL93
Baby rose - F



GL96
Wild rose - F



GL111
Crimson red



GL115
Pale seaweed
green



GL117
Creamy powder



GL118
Soft powder



GL119
Desert sand



GL120
Faded yellow



GL124
Pastel purple




GL125
Pastel pink



GL126
FRENCH! translucent, the most popular
french lacque (506) has the same color



GL127



GL131
White swan

1. FULL DIAMOND CRYSTALAC
Even more sparkling colors than the Diamond
CrystaLac colors - it is a must have for CrystaLac
fanatics! Creamier texture with 3 STEP CrystaLac
formulas!



3 STEP CRYSTALAC

EXTRAORDINARY DURABILITY AND AMAZING COLORS IN 3 STEPS

4ml – 1.980,- / 8ml – 2.490,-


Signs: S - Silk Sugar / F - Fine Glitter / N - Big Dill



GL133



GL134



GL138
Orange red – N



GL139
Bordeaux – N



GL142
Lychee yellow



GL145
Cornflower blue




GL146
Raspberry syrup



GL147
Candy-floss



GL148
Rhubarb



GL149
Neon lemon




GL150
Neon rose




GL151
Sangria



GL155
Acacia purple



GL162
Alluring wine red – N



GL164
Hot flamenco



NEW!

8ml

4ml

EXTRAORDINARY
DURABILITY IN 3
STEPS

LASTS FOR THREE
WEEKS

CN tip:
For thin nails,
use Compact
Base Gel to fix
the nail plate.

XTREME WHITE CRYSTALAC

A whiter, more extreme than the existing one, Xtreme White CrystaLac - for those who like to see a dazzling white nail. Due to its high pigment content it should be lubricated thinly. **4ml -**



Xtreme White
CrystaLac

NAIL ART CRYSTALAC

Nail Art CrystaLac is a highly pigmented soluble decorative material with a pinched brush. It is not suitable for use in thicker or larger amounts due to its high pigment content. It is not recommended to use it as a French end and for thicker decorative elements or for covering a larger surface, because it will not be cured. **3ml -**



1



2

1. NEON CRYSTALAC

Neon effect illuminating from miles with new types of pigments.

NEON

2. ICE CREAM CRYSTALAC

The „finest“ ice cream colors.

3. METAL CRYSTALAC

The cold light of steel in warm colors. A very exciting effect which makes the nails steel-tight, retaining their warm femininity.

4. FASHION CRYSTALAC

Without sparkle. Bright colors.

3 STEP CRYSTALAC

EXTRAORDINARY DURABILITY AND AMAZING COLORS IN 3 STEPS

4ml – 1.980,- / 8ml – 2.490,-

Signs: S - Silk Sugar / F - Fine Glitter / N - Big Dill

CN tip:
For thin nails,
use Compact
Base Gel to fix
the nail plate.

EXTRAORDINARY
DURABILITY IN 3
STEPS


LASTS FOR THREE
WEEKS



GL76
Neon pink



GL77
Neon orange



GL78
Neon pink&peach



GL122
Neon green apple



GL123
Neon azure



GL35
Lemon



GL36
Smurfs



GL82



GL49
Active linc



GL50
Turquoise




GL52
Honey-yellow



GL58
Antic rose



GL101
Diamond red



GL300
Rose



GL303



GL304



GL312



GL317
Red Diamond



GL318
Black Diamond



GLFD4



GLFD5



GLFD6



GL900
Strawberry - Dark



GL901
Smurfs-lavender
9/5000 lavender




GL903
Soft Pink-Bluish
purple



GL904
Deep magenta -
Midnight purple



GL905
Soft orange -
Salmon




GL906
Glitter Twilight -
Glittering sunshine red



GL907
Glitter turquoise -
Glitter ocean blue



3S908
Vanilla - Peach



3S909
Baby Pink -
Mellow nude



3S910
Almost white-
Steel-gray

5. DIAMOND CRYSTALAC

The date of the diamond's glow and the red shimmering shades of red.

6. BRILL CRYSTALAC

The largest granular crystals of CrystaLac for today's fashionable glitter lovers.

7. FULL DIAMOND CRYSTALAC

Even more sparkling colors than the Diamond CrystaLac colors - It is a must have for CrystaLac fanatics!



8. CHAMELEON THERMO CRYSTALAC - TEMPERATURE

Chameleon Thermo CrystaLacs with maximum pigmentation with color change are simply immaculate, you can change color like chameleons!



3 STEP CRYSTALAC

EXTRAORDINARY DURABILITY AND AMAZING COLORS IN 3 STEPS

4ml – / 8ml –

Signs: S - Silk Sugar / F - Fine Glitter / N - Big Dill



GL309



GL310



GL306
Sparkling bronze




Confetti Pink




GL108
Glare red



GL109
Glare pink



GL156
Kashmir
(French style)



GL157
Wool



GL159
Silk
(French style)



GL160
Velvet



GL161
Organza

9. HOLO TOP CRYSTALAC

The hologram micaceous Crystalacs show different color effects by viewing them from different angles: they almost come to life in sun- or lamplight.

10. GLAMOUR CRYSTALAC

Two magically sparkling colors, shine like a real icequeen.

11. KONFETTI EFFECT CRYSTALAC

Looney - party confetti effect for bohemian guests.

12. NEON CRYSTAL CRYSTALAC

Everlvely and shiny like Snow Crystal and remarkably vivid, like the neon colors – now 2 in 1 with new types of neon pigments. The Neon Crystal nails are always in the limelight.

13. CASHMERE CRYSTALAC

Soft, feminine shades, which will remind your client to her favorite fluffy sweater!

CN tip:
For thin nails,
use Compact
Base Gel to fix
the nail plate.

EXTRAORDINARY
DURABILITY IN 3
STEPS
LASTS FOR THREE
WEEKS



3 STEP CRYSTALAC KITS

EXTRAORDINARY DURABILITY AND AMAZING COLORS IN 3 STEPS

GOLD CANDY 3 STEP CRYSTALAC KIT

Four dazzling shades on your cooler days will warm your guests. Four dazzling shades for cooler days to warm up your guests.

It contains:

3S100
3S101
3S102
3S103

4x4ml



NEW!



3S100
Golden ecru



3S101
Golden nude



3S102
Golden mallow



3S103
Golden coral

3 STEP CRYSTALAC



3 STEP CRYSTALAC

EXTRAORDINARY DURABILITY AND AMAZING COLORS IN 3 STEPS

100% CASHMERE 3 STEP CRYSTALAC KIT

Soft, feminine shades, which will remind your client to her favourite fluffy sweater. 4 creamy beige colors in a box, in case if you cannot choose. The kit contains: 156, 157, 158, 159 4x4ml



HONEYMOON 3 STEP CRYSTALAC KIT

Create wonderful nails for your client, to get her perfect on her Big Day. Bright colors for everyone, who wants to shine! The kit contains: 3S17, 3S18, 3S19, 3S20 4x4ml



NEON 3 STEP CRYSTALAC KIT

Neon fever forever, we selected the most vibrant trend colors in a kit. 4 amazing neon shades in matching color: 3S22, 3S23, 3S24, 3S25 4x4ml



3 STEP CRYSTALAC

EXTRAORDINARY DURABILITY AND AMAZING COLORS IN 3 STEPS

TRY ME! COLLECTION – 3 STEP CRYSTALAC TRIAL KIT

3 STEP CrystaLac - Aren't you sure about using CrystaLac? Now you can have the „try me! collection” trial kit. After using it you can see how easily usable and have an exceptionally good quality. - TRY ME!collectionA készlet tartalma: Base Gel, GL2, Clear/Top 0 4x4ml



FULL DIAMONDS 3 STEP CRYSTALAC KIT

Never can get enough of glitter! This is true for all seasons. Especially when it comes to these 4 beautiful colors of Full Diamond 3 STEP CrystaLac. The kit contains: 3SFD1, 3SFD2, 3SFD3, 3SFD4 4x4ml



NEON 4COLORS4DISPLAY 3 STEP CRYSTALAC KIT

Four super trendy summer neon 3 STEP CrystaLac colors in a beautiful box, what you can use as a display. Remove the bottles and the display “background” from the box. Then lay the box, add the CrystaLac bottles and insert the background. The kit contains: 3S30, 3S39, 3S40, 3S41 4x4ml



4COLORS4DISPLAY 3 STEP CRYSTALAC KIT

3STEP (classic) CrystaLac gel polish colors in a wonderful box, which can be transformed into a display. Only a few movements and its done! Place it on your desk so your clients can easily choose from the colors! The kit contains: 3S16, 3S19, 3S20, 3S26

A készlet ára: 6.015,- 4x4ml




COVERPRO CRYSTALAC

COVERPRO CRYSTALAC – WHITE, NUDE, COVER NOUGAT, COVER PINK

This regrowth free technique was brought from nail sculpting to gel polishing. We create the regrowth free gradient in gel polishing, like we do in case of artificial nails. As the color is mashed towards the root of the nail, the regrowth will remain invisible.

Cover Nougat: Warmer shade, perfectly matching with most skin tones

Cover Pink: In the same color of the most popular Cover Pink Gel, it is brighter than Cover Nougat.



5ml –
15ml –



COVERPRO BRUSH

We developed the rounded CoverPRO brush especially for this technique.

Rounded marten
hair



COVERPRO CRYSTALAC- STARTER KIT COVER NOUGAT

Warmer shade, perfectly matching with most skin tones

THE KIT CONTAINS:

- CoverPRO Cover Nougat CrystaLac 5ml
- CoverPRO White CrystaLac 5ml
- CoverPRO brush
- CrystaLac soft touch buffer

COVERPRO CRYSTALAC- STARTER KIT COVER PINK

In the same color of the most popular Cover Pink Gel, it is brighter than Cover Nougat.

THE KIT CONTAINS:

- CoverPRO Cover Pink CrystaLac 5ml
- CoverPRO White CrystaLac 5ml
- CoverPRO brush
- CrystaLac soft touch buffer

COVERPRO CRYSTALAC- STARTER KIT NUDE

It is a little pinker and darker shade than Cover Nougat.

THE KIT CONTAINS:

- CoverPRO Nude CrystaLac 5ml
- CoverPRO White CrystaLac 5ml
- CoverPRO brush
- CrystaLac soft touch buffers



NEW! AQUAIK CRYSTAL DROPS

NEW! AQUAIK CRYSTAL DROPS

New kind of decoration liquid that makes possible to create fast, easy-to-learn and unique decorations. It cures on air so does not required UV or LED lamp. With brush it can be dropped easily on the nail surface or patterns can be drawn
Available in 6 shades.

The best basic color is white but other pastel or milky cover color can be applied (Milky Rose Compact Base Gel). The surface has to be equally matte and scratch free. Suggested brushes: Phantom, Art Design, Aquarell. Liquids: Nail Prep, Acryl Remover, Cleanser.

Layer structure

- 1. version:** Color, Mattever, then Aqualnk Crystal Drops for the nail surface, after that cover with top shine (it has a watercolor effect)
- 2. version:** Color, Cool Top Universal Gel, to get a scratch free surface use fine buffer, then Aqualnk Crystal Drops for the nail surface, after that cover with top shine
- 3. version:** For a special effect: Color, Cool Top Gel Universal, apply ChroMirror pigment powder and use the fine buffer to get a scratch free surface, then Aqualnk Crystal Drops for the surface, after that cover with top shine.



ÚJ!

CN Tip:
You can have blurry effect with Nail Prep and If you use them with acetone you can get sharper results

4ml -

AQUAIK CRYSTAL DROPS



The 3S78 3 STEP CrystaLac and 1S74 ONE STEP CrystaLac, Decoration: yellow, orange
Aqualnk CrystaLac, R7 Royal Gel and gold Transfer foil (nails by Dóra Kesztyás)

Crystal Nails®

WATERPRO CRYSTALAC

WATERPRO CRYSTALAC FOR THE PROFESSIONAL „WATERWAY” TECHNIQUE

You can drop any type of 3 STEP CrystaLac or ONE STEP CrystaLac into this noncleansing, soak off WaterPro CrystaLac and with a brush (0 Short or 0 Long) or with a nail art needle you can create different designs. Before using the new WaterPro CrystaLac Clear, you have to apply a base color.

WaterPro CrystaLac can be used 2 different ways:



3 STEP CrystaLac system:

Prepare the natural nails according to the 3 Step gel polishing method. Apply the base gel and cure it. Apply one layer of WaterPro CrystaLac and cure that layer too. Apply another layer of WaterPro CrystaLac and drop your 3 STEP CrystaLac (3S or GL) color into the wet Waterpro CrystaLac according to your design and cure it. Finally cover it with a top gel.

ONE STEP CrystaLac system:

Prepare the natural nails according to the One Step gel polishing method. Apply one layer of WaterPro CrystaLac and cure it. Apply another layer of WaterPro CrystaLac and drop your One STEP CrystaLac (1S or OS) color into the wet Waterpro CrystaLac according to your design and cure it . Apply a top gel (optional).


4ml –



Black



White



Clear



The 3S71, 3S78, 3S46 and 3S89 3 STEP CrystaLac, Decoration : Clear WaterPro CrystaLac and Scribble pen (nails by Monika Majnik).



TIGER EYE CRYSTALAC

TIGER EYE CRYSTALAC

TIGER EYE CRYSTALAC

REAL TIGER EYE EFFECT, DUE TO THE SUPER STRONG MAGNET!

Soak off, flexible, 3 StepCrystaLac. This is the unique Tiger Eye effect: the line moves as you turn your hand in the light. Because of its special components, if you hold the special magnet close to the surface it will give you the Tiger Eye effect. Use the magnet at the 2nd color layer. Hold the magnet close to the surface 3-4 mms for 4-5 seconds stock-still, then cure the nail.

Cure time in the UV lamp: 2-3mins, in LED 1-2 mins (strength of the lamp may vary the cure time)

4ml – 15ml –

TWO HEADED EXTRA STRONG TIGER EYE MAGNET

Two headed Tiger Eye magnet with thicker and extra strong magnet head



TIGER EYE MAGNET/LARGE

Recommended for works with two or more magnets



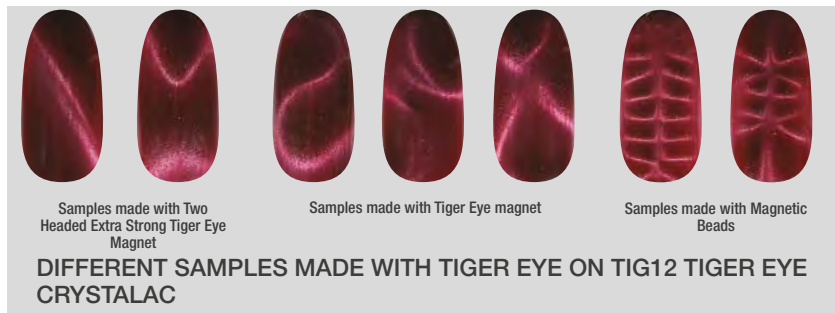
MAGNETIC BEADS

50 pcs-



TIGER EYE MAGNET/SMALL

280,-



DIFFERENT SAMPLES MADE WITH TIGER EYE ON TIG12 TIGER EYE CRYSTALAC

CHRO°ME CRYSTALAC

CHRO°ME CRYSTALAC

CHROME EFFECT: WHAT WAS IMPOSSIBLE BEFORE!

Exceptional, revolutionary development, with unique gel polishing technique: chrome Crysta-Lac, what was impossible before! Flexible, soak off, metallic, chrome CrystaLac. You can reach metallic chrome shine with the Chro°Me CrystaLac on both natural and artificial nails. Its base layer is the ONE STEP CrystaLac 0, top layer: Chro°Me Top. For the long-lasting effect – increase the durability with 1 week: in case of natural nails cover the flexible Chro°Me Top with the soak off Easy Off Top Gel, in case of artificial nails with Top Seal Light. You can use it after nail strengthening and on artificial nails: apply the ONE STEP CrystaLac „0” clear (=the base of the Chro°Me) on a refined surface. You can create special designs with Chro°Me CrystaLac. In this case, use it on any type no cleansing product, such as Royal Gel, 3D hard gel, Art Gel, Xtreme Top Shine. To reach antique effect, it can be applied to buffered or filed surfaces. In these cases you have to cover the surface with Chro°Me Top. Use it extra thin (the brush should seem almost clean), do not seal the edges! Always shake it well before use! Chro°Me CrystaLac dries in the air, but for the perfect result, cure it for 3-4 mins (at least) in the UV or LED lamp. The perfect chrome effect can be only reached with the official Chro°Me technique



1 Gold

10 Silver

11 Milk Pink

12 Pink

13 Coffee

15 Gold rose

16 Pearl

18 Rose Silver

19 Turquoise




CHRO°ME CRYSTALAC KIT

The two hottest Chro°Me CrystaLac color are available in kit as well.

THE KIT CONTAINS:

- 0/transparent ONE STEP CrystaLac 3ml
- Chro°Me CrystaLac 4ml (1 Gold and 10 Silver. One color in one kit.)
- Chro°Me Top 4ml



CHRO°ME TOP CRYSTALAC

Specially developed for the new ChroMe CrystaLac, cleansing free top layer. Your Chro°Me CrystaLac will be durable, only if you cover the nails with this top layer.

Chro°Me CrystaLac: the perfect chrome effect can be reached ONLY with the use of Chro°Me Top!
4ml –



CHRO°ME CRYSTALAC ESSENTIALS KIT

Unique, revolutionary development, particular gel polishing technique: chrome CrystaLac! Real chrome effect, what can be created by you: new, flexible, soak off metallic ChroMe CrystaLac. This attractive kit contains everything (products & tools) what you need for ChroMe gel polishing. Enough for 15 complete, fantastic manicure, what lasts for 2 weeks.

THE KIT CONTAINS:

- 0/transparent ONE STEP CrystaLac 8ml
- 12' Pink Chro°Me CrystaLac 4ml,
- Chro°Me Top 4ml •soft touch buffer
- No Buffer Scrub 30ml, •lint free towel
- orange wooden stick



15 Chro°Me CrystaLac, Decoration: Rosegold mini beads and Rosegold/Swarovski rhinestones (nails by Alexa Méhesz munkája).




ANGORA CRYSTALAC / GLASSY CRYSTALAC

ANGORA CRYSTALAC

FLUFFY 3 STEP CRYSTALAC EFFECT.

With them you can create super winter sweater designs besides the classic christmas patterns. Can be combined with RoyalCream gel in order to create unique winter designs. Cure time in the UV lamp 2-3 mins, in LED: 1-2 mins (according to the strength of the lamp).

4ml –



GLASSY CRYSTALAC


UNBELIEVABLE GLASS EFFECT!

Flexible and soak off gel polish, due to the glass effect you can create different types of effects. They can be combined with any type of 3 STEP CrystaLac or ONE STEP CrystaLac. Easy to use, just like the other 3 STEP CrystaLac gel polishes. Apply it to a refined or sticky surface, then cover it with Super Shine Optic or 0/clear ONE STEP CrystaLac or Clear/Top 0 CrystaLac. They work perfectly with top gels, for example: Xtreme Top Shine, Top Seal, Top Seal Light.

Perfect for covering the whole nail surface and for creating nail art patterns.

Total cure time in UV lamp 3-4 mins, 2-3 mins in LED.

4ml –



Glassy Black



CN tip:
You can have a nice „stocking effect” with Glassy Black CrystaLac

Use for different effects such as: Tiger Eye, Chro ° Me or ChroMirror chrome pigment powder, glass foil or mermaid powder.

HYPERNOVA CRYSTALAC /PRISMATIC CRYSTALAC

HYPERNOVA CRYSTALAC

GALACTIC ADVENTURE, NOT ONLY FOR SPACE PIRATES

Amazing play of colors - as you move your nails

The new Hypernova CrystaLac gel polishes arrived and call you for an amazing galactic journey. Very easy to use, similar to the other 3 STEP CrystaLac gel polishes. Apply Base Gel, then apply 2 layers of Hypernova CrystaLac color. (If you apply it on a black base, one layer

of Hypernova color is enough and its effect is even more intensive.) Cure it layer by layer for 2-3 mins in the UV lamp, then use Clear/Top 0 CrystaLac- or Easy Off Top Gel. In case of thin nails, after the Base gel apply one or two layer(s) of Easy Off Hardener Gel. Cure time in the UV lamp 2-3 mins. in LED N, 1-2 MINS.

4ml –



HY5



HYPERNOVA CRYSTALAC / PRISMATIC CRYSTALAC

PRISMATIC CRYSTALAC

NEVER-SEEN-BEFORE, AMAZING EFFECT, HOLOGRAM PRISM SHINE!


Never-seen-before, amazing effect CrystaLac, soak-off, flexible. Prismatic CrystaLac gives hologram shine to your nails as your client moves her hand. Apply 2 layers of Prismatic CrystaLac between layers of any flexible top gel. Apply on dry and shiny base. In case of natural nails use One Step "0" or Super Shine Optic as base and top. In case of gel or acrylic nails it works perfectly with any flexible top gel, e.g.: Top Shine Xtreme, Top Seal, Top Seal Light. Remove the shine of the nails and apply a layer of top gel, then come 2 layers of Prismatic CrystaLac. Then we use again the same shine gel, what we used for base. In case of Easy Off Hardener gel nail strengthening technique, cleanse the Easy Off Top gel, then apply the layers of Prismatic and finish with the same top. The cleansing top gels should be cleansed with Cleanser before applying Prismatic

Total cure time in the UV lamp and in LED 3-4 mins.

4ml –



Prisma Pink



Prisma Gold



Prisma Silver



Prisma Brick Red



Prisma Dark Purple



Crystal Nails®

MY GLOW CRYSTALAC

MY GLOW CRYSTALAC

MY GLOW

After the Moonlight phosphorescent color gels, here are the new phosphorescent „luminous” gel polish: My Glow! CrystaLac gel polish. Amazing, phosphorescent classic CrystaLac – your clients cannot hide in the dark! Easy to use, just like the other classic (3 STEP) CrystaLac gel polishes. After applying Base Gel, apply two layers of My Glow! CrystaLac colors. Cure it layer by layer, for 2-3 mins in the UV lamp. Cover the nail with Clear/Top 0 CrystaLac as a finishing step. Use Easy Off Top Gel or Clear/Top 0 CrystaLac as a cover layer in every case. In case of thin nails, apply 1 or 2 thin layers of Easy Off Hardener Gel on Base gel. Cure time in the UV lamp: 2-3 mins, in LED: 1,5-2mins.

4ml –



Glowy Orchid

Glowy Sliver

Glowy Skyblue

Glowy Peach

Glowy Pink



Shine by daylight



Phosphorescent in the dark



MY GLOW CRYSTALAC KIT

A collection of four phosphorescent gel polishes at an unbeatable price! A must-have for summer grill parties, festivals, and pool parties. With My Glow CrystaLacs, your client will shine bright like a star on the night sky!

Kit contains:

- My Glow Pink
- My Glow Peach
- My Glow Skyblue
- My Glow Orchid

4x4ml

Shine by daylight



Phosphorescent in the dark



Glowy Peach

Glowy Pink

Glowy Skyblue

Glowy Orchid





ONE STEP CRYSTALAC



ONE STEP CRYSTALAC

FAST GEL POLISHING WITH VIVID COLORS

4ml – / 8ml –

No cleansing, flexible, soak off CrystaLac with brush. Super fast, super gentle. Contains Vitamin A and E. Instead of 4 layers, 1 or max. 2 layers are enough. No cleansing. Raise its shine by applying ONE STEP “0” or Super Shine Optic. **Durability: 2 weeks.** Soak off time: 8-10 mins, according to the thickness of the nail and the amount of the solvent. Cure time in UV lamp: 2-3 mins, in LED: 1-2 mins (depends on the strength of the lamp).

Legend:

F – Small glitters

N – Bigger glitters


* – use Super Shine



8ml

4ml

To get even better result use Compact Base Gel!



0/Transparent



1S1
Pomegranate



1S2
Chili cherry




1S4
Golden sand*
- N



1S5
Rum punch



1S6
Sweet grape*
- F




1S7
Rhubarb - F




1S8
Strawberry



1S9
Marsala



1S11
Sparkling sunset - N



1S12
Strawberry
foam* - F



1S13
Turquoise



1S14
Neon lollipop



1S15
Soft white



1S16
Nude



1S17
Ferrari red



Made with 1S45 ONE STEP Crystalac, decorated with + Foo Silver Naillett (by Dora Plasztort)

ONE STEP CRYSTALAC

FAST GEL POLISHING WITH VIVID COLORS

ONE STEP CRYSTALAC



4ml - / 8ml -



1S18
Sparkling neon
frutti* - F



1S19
Neon pink



1S20
Sparkling neon coral* - F



1S23
Purple velvet



1S25
Blue lagoon



1S26
Sangria



1S27
Serenity



1S28
Rosequartz



1S29
Ice coffe



1S30
Vivid salmon



1S31
Fresh green
apple*



1S32
Ripe papaya*



1S33
Vibrant coral*



1S34
Cadillac pink*



1S35
Smoky Grey*



1S36
Greek Frappe*




1S38
Rhubarb jam - F



1S40
Charming red - F



1S41
Indian eggplant



1S42
Black lips-
tick - F



1S43
Sparkling gold*



1S44
Sparkling rose gold*



1S45
Punch frosting*



1S46
American peanut
butter*



1S47
Tuscan sunshine*



1S48
Surging blue*



1S49
Blue Topaz*



1S50
Sailor Blue*



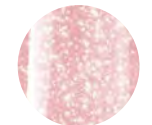
1S52
Chestnut purree




1S53
Cherry pie



1S54
Blood orange



1S55
Strawberry
champagne - F



1S56
Chocolate Suffle - F



1S57
Night blizard - F



1S58
Peach foam*



1S59
Punch pudding*



1S60
Peachy mallow*



1S61
Spearmint*



1S62
Madagascar
vanilla



1S63
Coral Orange



1S64
Minty mojito



1S65
Military green



1S66
Satin iris



1S67
Neoble purple



1S68
First snowfall



1S70
Luxurious
sapphire



1S71
Cherry blossom



1S72
Peach blossom

ONE STEP CRYSTALAC

FAST GEL POLISHING WITH VIVID COLORS

4ml - / 8ml -

Superfast & Supergentle

CN tip:
strengthen the thin nail plate with Compact Base Gel.



ONE STEP CRYSTALAC

FAST GEL POLISHING WITH VIVID COLORS

ONE STEP CRYSTALAC

Superfast & Supergentle

CN tip:
strengthen the thin nail plate with Compact Base Gel.

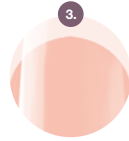
4ml - / 8ml -



OS57
Diamond violet



F1
Glassy Pink



F2
Rose



F3
Pink



OS20



OS21



OS22



OS24

NO BUFFER ONE STEP CRYSTALAC STARTER KIT

Starter kit with NO BUFFER SCRUB- ONE STEP gel polishing is now more delicate than ever before! The kit contains every necessary material and tool for ONE STEP CrystaLac gel polishing. The kit contains: color ONE STEP CrystaLac 8ml (1 color / kit) enough for approx. 30 complete manicure, No Buffer Scrub 30ml, Super Shine Optic 8ml, lint free pads, five-finger LED lamp, orange wooden stick, metal cuticle pusher.



2 different kits:
In #45 Flash red and #65 Babypink one color/kit



OS45
Flash red



OS65
Babypink

1. FLASH ONE STEP CRYSTALAC

Four fantastic, softly flashing colors, in order to color the life of your client! **FLASH**

3. FRENCH ONE STEP CRYSTALAC

Every client loves French colors. They finally arrived in ONE STEP CrystaLac! 3 soft shades – Glassy Pink, Rose (milky pink), Pink (babypink). It won't be easy to decide!



2. DIAMOND ONE STEP CRYSTALAC

Sparkling colors with diamond effect. They shine like tiny diamonds.



4. CHAMELEON THERMO ONE STEP CRYSTALAC -THERMOSENSITIVE

Popular play of colors – Chameleon Thermo effect – in really hot colors: because real women love variety.



Crystal Nails®



BUILDER ACRYLIC POWDERS



XTREME POWDERS

CRYSTAL CLEAR COLORS, TUNED FOR MEDIUM WORK PACE.
FINE GRINDED, NON YELLOWING POWDERS - CURE IN STAGES - SLOW AT FIRST THEN GET FASTER

**TRANSPARENT PINK**

- the most intense, transparent pink acrylic powder
- excellent for nail-bed enhancement
- for a darker skin type

**CRYSTAL CLEAR**

- water-clear transparent powder
- contains mild optical color intensifier

**ULTRA WHITE**


- flashy, cold white color with a pinch of bluish effect
- medium cure time

CN tip: it makes a beautiful contrast with a white free-edge in case of a nail with no extended nail-bed

CN tip: Use them on top color powders, you will get livelier shades!

Being true to their Xtreme name these builder acrylic powders are really the height of acrylics: finely and carefully ground; crystal clear colors; quality polymerization; nonyellowing formula. For the medium salon nails, turned for medium work pace, in three exceptional colors. Also, in spite of being Xtreme it's available for a price of a normal powder!

17g (25ml) –
28g (40ml) –
100g (140ml) –



MASTER POWDERS

FASTER CURE TIME, CURE SMOOTHLY AND QUICKLY . FOR COMPETITIONS AND EXPERIENCED NAIL TECHNICIANS. THE EVEN GROUND ACRYLIC GRAINS ENSURE THE NON-BUBBLE COVER

17g - / 28g - / 100g -



For experienced nail technicians and competitors: creamy, a bit more faster curing powders. For the beautiful French nails adjusted to the client's needs.



CRYSTAL CLEAR

- water-clear transparent powder
- due to its fast cure it is excellent for covering the free edge so that the materials shall cure at the same time and the nail could be sculpted easily
- being so clear it is suitable for covering colored free edges



SUPER WHITE

- flashy white
- fast-cure acrylic powder
- ,warmer' tone



LIGHT PINK

- LIGHT TRANSPARENT PINK
- the lightest transparent pink
 - for lighter skin type



DARK PINK

- DARKER PINK TRANSPARENT POWDER
- excellent on top of Cover Pink powder for nail bed enhancement
 - for a darker skin type
 - it makes a beautiful contrast with a white free edge for nails without nail-bed extension

SLOWER POWDER

SLOWER CURE TIME, SMOOTH AND SLOW CURE. CAN BE SHAPED, SCULPTED AND CURVED FOR A LONGER TIME, GOOD FOR LESS EXPERIENCED ACRYLIC NAIL TECHNICIANS, NON-YELLOWING, CREAMY FORMULA, BUBBLE-FREE, DUE TO ITS FINELY GROUND INGREDIENTS

17g - / 28g - / 100g -

**TRANSPARENT PINK**

- lighter, transparent pink
- for a lighter skin type
- for the less experienced nail technicians it's good for nail-bed enhancement

**ULTRA WHITE**

- ‚warm‘ white
- perfect for salon work as well as competitions

**CRYSTAL CLEAR**

- transparent powder
- for a slower work pace
- due to its clear formula it is perfect for covering colored free-edges

**NEON WHITE**

- blindingly white
- cooler shade because of the bluish color
- medium cure time

**SOFT WHITE**

- NATURAL SOFT WHITE
off-white powder
- for the lovers of the natural effect
 - perfect for creating the lunula

Available only
in 25 and 40ml
version!

CN tip: For those
clients who do not
prefer the blindingly
white nails.

For a slower work pace: creamy formula, slower cure time, powders can be shaped/spread for a longer time. Being finely ground the powder-liquid on the brush is creamy easily shaped and spread, also it's bubble-free.

COVER PINK POWDERS

OPTIMAL COLORS, GOOD COVERAGE, WIDE RANGE OF COLORS,
MATCHING TO ALL SKIN TYPES, EASY TO SHAPE AND SPREAD, LONGER SHAPING TIME



COVER PINK

NAILBED EXTENSION PINK

- warm color, popular general color
- the most popular tone
- matches with most guests' skin tone



COVER PINK NEXT

DARKER NAILBED EXTENSION PINK

- darker, violet-like color
- cold-effect
- perfect cover formula
- can be combined with light



COVER PINK X

LIGHTER NAILBED EXTENSION PINK

- light baby pink colour
- cold-effect
- perfect cover formula

The cover pink material is for aesthetic nail-bed extension and for covering up the outgrown smile line; it is a flesh-color material with the same color as the natural nail-bed. Available in many colors to match each guest's skin types. For the perfect use and color effect the unnecessary liquid must be absorbed with a paper towel. To have the perfect covering it should be thicker at the smile line. Towards the nail root it should be thinner thus the outgrowing will not be seen. The Cover Pink can be covered with pink acrylic powder to get a more vivid color, or it can be used by itself as well.

17g –
28g –
100g –



COVER PINK POWDERS

OPTIMAL COLORS, GOOD COVERAGE, WIDE RANGE OF COLORS,
MATCHING TO ALL SKIN TYPES, EASY TO SHAPE AND SPREAD,
LONGER SHAPING TIME



COVER PINK XX
DARKER NAILBED EXTENSION
POWDER

- Brownish tone
- Warm-effect
- Perfect covering formula
- A bit slower cure time
- For a darker skin tone



COVER PINK CRYSTAL
SPARKLING PEARLY WHITE

- Beautiful pearly color
- Silvery ice-crystal shine, cold-effect
- Its base is the Cover Pink so it matches with most of the guests' skin tone



COVER PINK DIAMOND
SPARKLING PEARLY WHITE

- Beautiful pearly color
- Pinky golden shine
- Warm effect
- Its base is the Cover Pink so it matches with most of the guests' skin tone

The cover pink material is for aesthetic nail-bed extension and for covering up the outgrown smile line; it is a flesh-color material with the same color as the natural nail-bed. Available in many colors to match each guest's skin types. For the perfect use and color effect the unnecessary liquid must be absorbed with a paper towel. To have the perfect covering it should be thicker at the smile line. Towards the nail root it should be thinner thus the outgrowing will not be seen. The Cover Pink can be covered with pink acrylic powder to get a more vivid color, or it can be used by itself as well

17g –
28g –
100g –



BABY BOOMER ACRYLIC KIT –FOR BABY BOOMER TECHNIQUE

BabyBoomer technique is very popular among the decent clients. The essence of it is that the white free edge is mashed with the nail bed color. So this technique is regrowth free, but the result is more natural than in case of classic French nails. With this kit, you can easily create the this design, the only thing you need is your favorite acrylic brush. (On the BabyBoomer nails any type of nail art design looks amazing, such as Sugar Effect, velvet powder, Crystal mermaid powder or gel painting.)

The kit contains:

- Soft White Slower Powder 17g
- Xtreme Crystal Clear Slower Powder 17g
- Cover Pink Master Powder 17g



CRYSTAL LIQUID

High quality liquid, which provides a suitable cure time for the acrylic powders. Relentlessly strong, fragrant air-cure, blue liquid, in which the acrylic grains are bathing and binding very strongly; they stick into the nail and do not give room to yellowing. Due to its special nature it provides flexibility to the material when being decorated and sculpting.

- 40ml –
- 100ml –
- 500ml –

STRONG LIQUID
WITH MAXIMUM
ADHESION!
WINNER
MATERIAL



UV LIQUID

Odorless, clear liquid. It is characterized by a long-time shaping time (can be formed endlessly) since it cures only in the UV lamp. Due to the sticky layer forming on the surface working with it can be slower than the scented version.

40ml –



LIQUID HOLDER

Double-walled thermal-balance liquid container for your acrylic cure not to accelerate in the summer and slow down in the winter. It provides the optimum temperature for the appropriate cure. The brush can be dipped into the liquid completely without touching the bottom of the jar. This way more fluid can be put on the brush and the brush tip will not be damaged. The cork will stop the liquid to evaporate.



COVER PINK ACRYLIC TRIAL KIT:

- Cover powder (Cover Pink 3,5g, Cover Pink Diamond 3,5g, Pinky 3,5g)
 - Liquid 30ml
- Crystal Nails form sample



SLOWER ACRYLIC TRIAL KIT:

- Slower powder (Transparent Pink 3,5g, Ultra White 3,5g, Brilliant por 3,5g)
 - Liquid 30ml
- Crystal Nails form sample



MASTER I. ACRYLIC TRIAL KIT:

- Master powder (Dark Pink 3,5g, Crystal Clear 3,5g, Super White 3,5g)
 - Liquid 30ml
- Crystal Nails form sample



MASTER II. ACRYLIC TRIAL KIT:

- Master powder (Cover Pink 3,5g, Crystal Clear 3,5g, Super White 3,5g)
 - Liquid 30ml
- Crystal Nails form sample

XTREME POWDER ACRYLIC TRIAL KIT:

- Xtreme powder (Transparent Pink 3,5g, Crystal Clear 3,5g, Ultra White 3,5g)
 - Liquid 30ml
- Crystal Nails form sample





COLOR POWDERS

SIGNIFICANT VIVACIOUSNESS AND SHINE



COLOR POWDERS

FINE GRINDING, STRONG PIGMENTATION OPTIMAL CURE TIME

DECOR POWDERS



AMAZING
COLOR
BRIGHTNESS
AND
COVERAGE

7g

High covering formula with a wide variety of powders. Finely ground, they require more liquid than the building powders. Powders containing color pigments, glitters must be absorbed by a dry paper towel in order to get the proper color and texture. Thus your favorite color acrylic will be easy to use. When using them build a thin transparent base, or put directly onto the template. Cover them 50 with Clear material.



Made with 624 acrylic powder

COLOR POWDERS

FINE GRINDING, STRONG PIGMENTATION OPTIMAL CURE TIME

DECOR POWDERS

	 Available in 3.5g-o as well													
82	84	85 Glowing lava-red	86 Playful poppy	91 Bitter almond	92 Cream brown	93 Golden yellow	94 Monaco blue	95	96	97 Bluebell	98 Apple green	99 Ripe mango	154 Hot crystal peach	156
				 1.	 1.	 1.	 1.	 1.	 1.	 1.	 1.	 1.	 1.	 1.
158	624 Dewy blue-berry	625 Hot chocolate	626 Rum coffee	502 Brill burgundy	505 Brill sahara	507 Brill brick red	508 Brill salmon	511 Brill apple-red	519 Brill black	522 Brill tiny hologram	523 Brill silver	525 Brill pearl	526 Brill iridescent white	531 Brill violet-blue
 1.	 1.	 1.	 1.	 1.	 1.	 1.	 1.	 1.						
536 Brill sun-yellow	537 Brill champagne	538 Brill iridescent powder	539 Brill royal blue	540 Brill big iridescent salmon	541 Brill dark rose	542 Brill big iridescent violet	543 Brill small iridescent violet	544 Brill small iridescent salmon						

1. BRILLIANT ACRYLIC POWDER
Spectacular brill effects, colours and shine. Amazing coverage. Around 300 colours – 15 different effect.



Made with 131 acrylic powder, R6 Royal Gel, Mini beads and Swarovski rhine-stones (by Barbara Magyarosi).

COLOR POWDERS

FINE GRINDING, STRONG PIGMENTATION OPTIMAL CURE TIME

COLOR POWDERS

DECOR POWDERS



AMAZING
COLOR
BRIGHTNESS
AND COVERAGE

2. FINE GRAIN- PIGMENT-ACRYLIC: UNIQUE GENERATION OF THE COLOR POWDERS

Extra finely ground, gigapigmented color decor creamy acrylic powders, excellent covering. Due to the fine grains, it is easier to create nail art designs with them. And because of the pigments it provides better coverage. So you can create flat and lively surface designs, and they can be filed easily, so at the refillings you don't have to soak off the whole nail. This opportunity opens a whole new dimension in the acrylic nail art designs



Made with 152 and 214 acrylic powder (by Dóra Kesztyűs).

Crystal Nails®

COLOR POWDERS

FINE GRINDING, STRONG PIGMENTATION OPTIMAL CURE TIME



2. GIGA PIGMENT FINE POWDER

Extra finely ground, gigapigmented color decor creamy acrylic powder.

3. SPARKLING POWDER

Champagne sparkle and shine.

4. FULL DIAMOND POWDER

With these sparkling diamond acrylic colors the strongest ever sparkling effect can be achieved.

5. LASER BRILL POWDER

Laser collection iridescent Brill powders.

6. METAL POWDERS- SNOW CRYSTAL COLLECTION

Snow crystal collection - fine sparkling with velvety effect

7. DIAMOND POWDER

Two sparkling diamonds for the holiday seasons.

8. FLY-BRILL POWDER

The coarse grain winter crystal-spark shine of the Crystal Nails' new color group in acrylic.

9. NEON CRYSTAL COLOR POWDERS- 2IN1 EFFECT

A combination of two very popular effects: velvety shine like the snow crystal (Snow Crystal) and at the same time. outstandingly vivid like neon colors.

10. CHAMELEON POWDER

The acrylic versions of the outstandingly popular Chameleon gels.




11. CHAMELEON RAINBOW POWDER



CRYSTAL DROPS -

They need to be dropped in the liquid and with the Clear acrylic powder a glasslike free edge can be created. The strength of the colored glasseffect depends on the amount of Crystal Drops put in the liquid. We can get beautiful pastel colors if we use white builder acrylic with the colored liquid. 8 colors: black, lilac, violet, yellow, turquoise, green, blue, red.



IMPORTANT:
BRUSH MUST BE CLEANED
IN
CLEAR LIQUID AFTER USE
SINCE THE COLORED LIQUID
IS ABSORBED BY THE FUR,
OR USE A SEPARATE
BRUSH FOR THIS
PURPOSE.

COTE D'AZUR COLOR POWDER KIT

There is no stop until the French Riviera, where the turquoise sea, the white sand and jewel-like nails catches everybody's eye. A kit with 4 colors which were especially created for real mermaids. For a super price!

Kit contains: 71, 97, 98, 99

4x3,5g



HONEYMOON COLOR POWDER KIT

Make your client the most beautiful bride! Sparkling colors for everyone, who wants to shine!

KIT contains: FD7, 212, 213, 558

4x3,5g





PREPARATORY AND ADDITIONAL LIQUIDS



PREPARATORY AND ADDITIONAL LIQUIDS

NEW! XTREME FUSION ACRYLGEL THINNER

New revolution! This new additional liquid was developed for Xtreme Fusion AcrylGel. It does NOT dry the fur of the brush and it does NOT have an unpleasant smell like the liquid has. It makes the colors more vivid.

40ml



SPRAY PREP DISINFECTING SPRAY

A large amount of nail preparatory liquid in a practical pump spray form. It can be used as a hand and nail disinfectant spray at the beginning of the treatment. Due to its degreasing effect it helps the adhesion of the template on the skin. For template building instead of Nail Prep we should use it as dehydrating-disinfecting liquid sprayed in the nails.

- antiseptic, antifungal, dehydrating and degreasing effects
- Can be used both on your hands and the clients' hands

100ml
500ml

CN tip:

Use it more often on wet, cold, sweaty hand, as the nail form can stick to the fingers better.



NAIL PREP

Fungus preventive and dehydrating, PH-balancing preparatory liquid. Before using the Primer you have to wait until it dries completely. Its composition is the same as Spray Prep. Use it for building nails with tip.

15ml



PRIMER (ACIDIC)

Adhesion promoter liquid which distracts the moisture from the layers of the nail. After the drying of Nail Prep or Spray Prep it should be applied in a thin layer on the surface but before that the excess on the brush must be left on the bottle neck or absorbed by a dry towel. Due to its acid content it must not touch the skin. It must be fully dry because it completes its effect over time! If it gets on the surface in a thick layer the nail plate would only dry seemingly

15ml

Primer pen



ACID FREE PRIMER

Completely acid-free, adhesion promoter liquid, which does not dry out completely it will still have a sticky layer. Therefore it should be applied in a thin layer, because this double-sided sticky part will function as an adhesive between the nail plate and the material that will be put on it. If we put more acid-free primer, this sticky bit will be thicker so the material on it will not stick on the nail plate and will peel off. The excess on the brush must be left on the bottle neck or absorbed by a dry towel so that no extra amount will get onto the nail.

15ml



NO BUFFER SCRUB – MILD AND SUPERFAST PREPARATION

Mild and superfast preparatory liquid for CrystalLac. Newly developed preparatory material that makes the classic CrystalLac and the ONE STEP CrystalLac processes ever so mild. The No Buffer Scrub replaces the use of Nail Prep/Spray Prep and the Primer as well as the buffering at ONE STEP CrystalLac. It has a strong dehydrating and degreasing effect so the nail does not need any more preparation. Soak a fiber-free paper towel in No Buffer Scrub and rub the nail with it thoroughly. To have a better result after some fingers change the paper towel and get a new one

40ml
100ml



It can be used on the original nail without buffering with reliable adhesion!

PREPARATORY STEPS:



only for problematic nails

PREPARATORY AND ADDITIONAL LIQUIDS

1. CLEANSER – GEL CLEANSING AND CLEANING LIQUID

40ml
100ml
Refiller 500ml

2. SCENTED CLEANSER – GEL CLEANSING AND CLEANING LIQUID

scented versions of the fixing liquid to get rid of the sticky layer after cure in case of gels and CrystaLac-s. Not only they leave behind beautiful glossy nails, but smell nice for a long time. In popular strawberry, tuttifrutti and cinnamon plum scents.

40ml
100ml
New! Strawberry scented refiller 500ml

tuttifrutti
cinnamon plum
strawberry



PREPARATORY AND ADDITIONAL LIQUIDS

SCENTED CRYSTAL NAILS TIP-, ACRYLIC AND CRYSTALAC REMOVER

Extra strong remover liquid for tip-, acrylic and CrystaLac with aloe vera, glycerine and panthenol. The aloe vera is nourishing and moisturizing the skin and the panthenol makes it so soft. In camomile and green tea scents.

100ml

1l

Use it with
soak-off foil!

Chamomile



Green tea



ACRYL REMOVER

Tip and acrylic remover liquid with lanolin that protects the skin from drying and becoming white. It contains three types of remover ingredients so the removing process is faster.

100ml

Use it with
soak-off foil!



UNIVERSAL REMOVER KIT

With the help of the kit CrystaLac, tip, acrylic and nail varnish can be removed easily. The removing process is more effective and material saving.

The kit contains:

- 20 pcs remover foils
- 2 pcs orange wooden sticks (to push back the cuticle and remove the dead skin from the nail plate)
- Acryl Remover
- soft touch buffer



TIP REMOVER WITH SPIKES

Tip and acrylic remover with spikes in a jar.





NAIL POLISH AND NAIL CARE



FUNGUS STOP (ANTI-FUNGUS)

Contains tolnaftate, a super strong anti fungal substance. Rub one drop into each nail and the surrounding area.

15ml



DEFENDER -

Creates a fast drying, hard layer on the top of the lacquer, prevents from chipping and abrasion. Makes the colors more vivid and shiny.

15ml



UV FILTER

Polish with optically brightening and UV filter effect. It emphasizes the colors on artificial nails and French manicure. It also protects from the yellowing effect of the sun and solarium. We suggest to cover the acrylic nails with UV filter. By using it on natural nails, it makes them whiter and they look more healthy.

15ml



STAMPING PLATE CLEANER

Nail stamping plate cleaner liquid removes stamping lacquer from your nail stamping plates. Gentle, does not damage nail stamping plates. Comes in a spray bottle for convenient use. Lemon scented.

100ml

Use it as an acetone-free nail polish remover!

Renewed!
With fresh lemon scent!



DROPPER DRY LAKKSZÁRÍTÓ

Reduces the drying time nail polish. Contains cuticle oil. Apply only one drop per nail.

15ml



SKIN GUARD LIQUID SKIN PROTECTOR

LIQUID, PEEL OFF SKIN PROTECTOR MATERIAL, WHICH PROTECTS THE FINGERS AND THE CUTICLE AREA. EASY TO USE: APPLY IT AROUND THE NAIL PLATE, LET IT DRY-THE DRYING TIME DEPENDS ON THE THICKNESS OF THE LAYER AND THE TEMPERATURE, BUT IT IS APPROX. 1 MINUTE. THE COLOR CHANGE OF THE MATERIAL INDICATES THE TOTAL DRYING.

8ml

The tools for stamping lacquer technique can be found on pages 163 - 164.



NAIL CARE

CUTICLE OIL KÖRÖMBŐR VITALIZÁLÓ OLAJ

Nourishes the nails in the growing zone, softens the skin. In case of artificial nails, it helps to neutralize the negative effects of chemicals. Available in six exotic and intense scents – freesia, pineapple, coconut, peach and vanilla and kiwi - what your client can feel even hours later.

8ml

15ml (Except: Kiwi scented)

1. coconut
2. freesia
3. pineapple
4. peach
5. vanilla
6. kiwi



ALMOND OIL CONCENTRATE – 99% PURE

99% pure almond oil for softening and nourishing the dry and fragile nails. Almond is recognized for its moisturizing properties, has its place in medicine and beauty regimens for centuries. It helps to maintain cuticles suppleness, instantly restores nail gloss, and makes the nails smoother. It absorbs quickly into nails and cuticles.

4ml

8ml

Almond oil for softening and nourishing the dry and fragile nails

99% pure almond oil concentrate

CN tip: Gently massage into the nail and cuticles



HIGH SHINE

Extremely high shine, fast drying top coat.

8ml

15ml



MATT TOP COAT - CLEAR

NOT SHINY, MATTE SURFACE, TOP NAIL POLISH

Makes nail polish, gel and acrylic surfaces matte. The colors under it remain vivid, they just lose their shine. One of the modern trends, and if you like new trends, you need this!

8ml

15ml



RIDGE FILLER

Protects with seaweed extraction, fills all the ridges with micro crystals and help the regeneration of the nails.

8ml

15ml



CUTICLE REMOVER

Cuticle Remover liquid. After 2 minutes, the solved skin can be removed with a cuticle pusher. It should not stay on the skin more than 5 minutes

15ml



XTREME HARD NAIL STRENGTHENER

The result of last years' development: the improved Crystal Nails nail hardener polish for natural nails. Strengthens your natural nails by multiplying keratin bonds. Its diamond ground content gives gorgeous shine to the nails.

8ml
15ml



WEEKLY TOP COAT – 7 DAYS LONG SHINE, OVER NAILPOLISH

Apply it over your nail polish, so it remains shiny even for 7 days. With the Weekly Top You can expand the lifespan of your favourite nail polish! Dries very fast, no need for UV lamp. Remove it with nail polish remover.

4ml
8ml



UV TOPCOAT

Due to its components, it makes a hard and shiny top layer that hardens in 60 seconds in a UV lamp not completely dry). With patented formula.

15ml



HOLOGRAM TOPCOAT

A transparent, high shine top coat what makes the nails spectacular with its iridescent grains. Available in silver, gold, blue and purple diamond shines, and white pearl colors.

15ml



HARDENER

Nail strengthener base coat, developed for weak nails, with calcium, vitamin-E and B

15ml



2 IN 1 BASE & TOP COAT IN ONE

Prevents from yellowing, improves the adhesion of color polishes, gives you shine and protection.

8ml
15ml



NAIL CARE/ACCESSORIES

SCENTED CRYSTAL NAILS NAIL POLISH REMOVER

Nail polish remover with aloe vera, glycerol and panthenol – in 1 litre and 100ml packaging. With its help, you can remove the nail polish easily, perfectly and fast, while it is gentle to the nails and hands. The aloe vera nourishes, the glycerol and panthenol make the skin soft. Rose and orange scents.

100ml
1l

Rose
Orange



NORMAL CORRECTOR STICK

with 3 extra tips



CRYSTAL CORRECTOR PEN

Crystal quality, with thick, removable tips.

Extra tip for the pen.



COAT THINNER LAKKHIGÍTÓ

40 ml



RUBBER LACQUER HOLDER



DECOR COLORS

Crystal Nails nail polishes have the optimal viscosity, you can apply them without remaining spots or lines. The perfect elaboration of the brush and the unique silver cap also help your work. Due to the long lasting formula, our lacquers are super abrasion-resistant. We put brand new colors, such as french, chrome, holographic and iridescent into pretty, narrow bottles. Contains protein, in order to strengthen the natural nails.

ALL DECOR COLORS ON THE PAGE
8ml



NAIL POLISH

DECOR COLORS

ALL DECOR COLORS ON THE PAGE
8ml –



1. FULL DIAMOND SZÍNEK
Colors with diamond shine.
8ml



2. SKIN EFFECT COLORS
8ml



3. TEEN EFFECT COLORS
Shimmering sequins-effects,
real girly nail polish colors.
8ml





4. MAGIC EFFECT SZÍNEK

Wonderful journey to outer space!
8ml

5. DIAMOND COLORS

Wonderful journey to outer space!
8ml

6. GLAMOUR SZÍNEK

Multidimension polishes with prism technology.
8ml



NAIL POLISH



7. PARTY EFFECT COLORS

For celebration, events

8ml



8. LIQUID CRYSTAL COLOR

Like a ray of sunlight on the water.

8ml

9. FRENCH COLORS

For traditional or modern French polishing.

8ml

10. HOLOPRISM SZÍNEK

Holographic color polishes, which have different effect from different angles.

8ml

11. COLOR2COLOR

The same number as GL polish. Vivi colors.

8ml



MAGIC MOMENTS NAIL POLISH KIT

Lovely but vivid colors which not only fit the trendy girls. Magic colors in one box to fight the cloudy days. Contains: 15, 50, 54 + Weekly Top Coat 4x8ml



MR & MRS NAIL POLISH KIT

A selection for lovers – instead of flowers, sweets and gifts pamper your beloved one with colors. Hot red, wild bordeaux and creamy chocolate colors: a lovely selection in one kit. Kit contains: 01, 24, 59 + Weekly Top Coat 4x8ml



LITTLE LOVESONG NAIL POLISH KIT

Fresh and vibrating colors like a catchy song. It carries you away and makes your heart warm. Contains: 35, 52, 67+ Weekly Top Coat 4x8ml



LOST IN SPACE NAIL POLISH KIT

Mystical and amazing colors, which change as the universe. 3 cosmic colors, not only for the lovers of the galactic adventures. Besides the 3 colors there is Weekly Top in the kit, which provides shine for your nails for 7 days! Contains: Hypernova 113, 114, 115 + Weekly Top Coat 4x8ml



FRENCH NAIL POLISH KIT

French manicure remains an evergreen fashion. Perfect for every season, every occasion, every dress. Contains: FR506 French pink, 2in1 Base and Top coat, FR500 French white 3x8ml



ALWAYS & FOREVER NAIL POLISH KIT

For every occasion and style. Creamy pink, ebony and cherry red. Fashionable, always and forever! Contains: 08, 32, 56 + Weekly Top Coat 4x4ml



STAMPING LACQUER

STAMPING LACQUER

Nail polishes especially developed for stamping. They dry quickly and cover perfectly. Denser, more pigmented polishes developed for the application of the nail stamp patterns: with them even the smallest pattern can be applied, as it flows into the ridges of the disk.

ALL STAMPING LACQUER ON THIS PAGE 4ML



CN tip:
Use Skin Guard on the cuticle

CN tip:
Apply it with the unique decorated Crystal Nails stamping plate discs



White



Black



Pink



Red



Chrome Blue



Chrome Rose Gold



Chrome Violet



Blue



Yellow



Burgundy



Chocolate Brown



Chrome gold



Chrome silver



Chrome Pink

ARTLAC-WATERBASED

From now on the Crystal Nails quality polishes are available in a decor edition: traditional lacquer based and water based. There are slim, needlesharp, super precision brushes in the cap, which are suitable to draw any kind of decoration or pattern.

3ml

**ARTLAC KIT**

We selected the 8 summer colors with needle sharp brush for you! You can easily decorate with them. Top quality Crystal Nails polishes in a decorating edition for the best price.





FILES



XTREME FILES

Due to the newest grain-adhesion technology, they are more durable than ever. The files are much stronger and more durable than the traditional files consisting of flexible grains.

1. XTREME 100/180 (RED)

2. XTREME 150/150 (BLUE)
For shaping and tip filing.

3. XTREME 100/100 (PURPLE)
For surface filing and removing color gels/acrylics

4. XTREME 180/180 (GREEN)
For buffering and finer filing.

BESTSELLER

CLASSICAL (ZEBRA) FILES

CLASSIC (ZEBRA) FILES WITH FINER, JAPANESE PAPER. THE REFERENCE NUMBERS MARK A FINER TYPE THAN THE XTREME FILES.

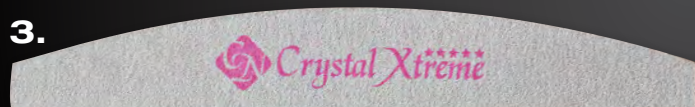
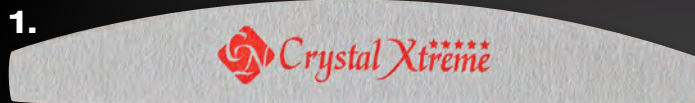
5. PROFESSIONAL 100/180 (RED)

6. PROFESSIONAL 150/150 (BLUE)
For shaping, tip filing and matting

7. PROFESSIONAL 100/100 (PURPLE)
For edge filing and removing color gels/acrylics



8. PROFESSIONAL 180/180 (GREEN)
For finer filing and refining

Flexible grains: do not cause scratches, do not slip on the surface, it clings into the material.



HIT files with Japanese paper

CN tip: Finer than the Xtreme files with the same number.



FILES

TRADITIONAL FILES

1. **IRONX FILE 100/100, 150/150, 180/180, 150/180**
Suggested for Fusion AkriGel, 150/180 grade, waterproof, half-moon shaped, specially coated file, 4-5 times more durable than the regular files, can be disinfected, easy to clean with a nail brush. The surface is extremely durable and stronger than the similar numbered Xtreme files.
2. **ULTRA PROFESSIONAL**
100/180
3. **STRAIGHT BLACK**
100/180. Durable grit.
4. **PINK**
150/280. For natural nails.

5. **METAL**
120/180. For shaping
6. **CURVE-STRAIGHT BLACK**
100/180. Durable grit.
7. **STRAIGHT WHITE**
100/180 – general
150/180 – for shaping
80/100 – for rough filing
8. **DROP**
180/180. For buffering
9. **DROP SHAPING FILE**
For smile line , 100/150
10. **WOODEN FILE**
120/180. For hardly accessible locations such as sidewall points. For manicures and acrylic nails.



FILES




1. **NEW! XTREME XTREME STAINLESS STEEL FILE - LONG STEEL FILES**
approximately 16 cm, 80/120
2. **NEW! XTREME XTREME STAINLESS STEEL FILE -SHORT**
approximately 14 cm, 80/120
3. **GLASS FILE - BIG, BLUE**
120/120
4. **GLASS FILE - BIG, PINK**
120/120
5. **GLASS FILE SMALL**
120/120
6. **KEYHOLDER FILE**
100/180

4X4 FILE KIT – CAN BE TRANSFORMED AS FILE HOLDER

If sometimes you cannot find – among your currently used materials and equipments – the file you need for the current step then we have good news for you! The 4x4 file kit is for you, which can be transferred into file holder within a few seconds. Your file supply for a month can be kept in a practical holder: just tear down the top by the perforation and fold the two handle across each other towards the inside of the box so they will separate the file types.

- The kit contains:
- 4 pcs Classic (zebra) 150/150 blue
 - 4 pcs Xtreme 100/100 purple
 - 4 pcs Xtreme 150/150 blue
 - 4 pcs Xtreme 180/180 green

One month file dose with extra discount!



BUFFERS

1. **NEW! IRONX BUFFER 100/180**
A new member of the IronX family with 4-5 times longer lifetime than conventional buffers. The surface is water repellent - it can be 100% disinfected.
2. **REFINER BUFFER, PINK CORE**
180/200. Stronger and last longer.
3. **180/200 COMBINED FILE WITH RED CORE**
Emery cloth on one side, sand acrylic buffer on the other for shaping and refining
4. **HALF-MOON SANDING #220/280 WHITE CORE**
Stronger and more durable
5. **180/240 COMBINED FILE WITH BLACK CORE**
With emery-cloth on one side, sand acrylic buffer on the other for fine filing and polish preparing.
6. **BLACK-ORANGE BLOCK BUFFER**
100/180/180

7. **BLACK-PURPLE BLOCK BUFFER**
60/100/100





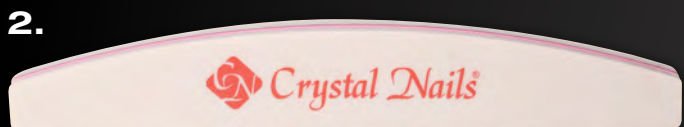

8. **WHITE BLOCK BUFFER**
180/180

9. **SOFT TOUCH BUFFER**
200/200 grit soft, flat, rectangular buffer. It contacts the nail on a big surface, so matting the nail takes only a few swipes. Due to its softness, it lines perfectly with the nail arch for better use. We use this buffer to prepare the nails for CrystaLac before using the No Buffer Scrub or Spray Prep materials. Due to its softness it is gentle, does not file deep into the nails. If we use this buffer for nail preparation, it will be easier to dissolve CrystaLac.

Gentle!

Do not file! Do not buffer! Fine-matt!

CN tip: for CrystaLac preparation



- 1. MAGIC SHINE BLOCK– 2 WAY FOR SPARKLIN G NAILS**
600/3000

CN tip: Use the magic shine buffer for the nice any shiny nails! When buffering gel nails we can get a beautiful sparkle.

- 2. THINNER 3-WAY BUFFER**
240/800/3000

- 3. 3-WAY THICK BUFFER**
240/800/3000. Effective on bigger surface simultaneously.

CN tip: Use the 3rd side of 3-way buffer with skin care oil: buffer the nail for the perfect effect!


- 4. MAGIC SHINE BLOCK**
600/3000. Contacts the nail on a bigger surface.

- 5. MAGIC SHINE POLISH BLOCK**
600/3000. Thinner so it makes the work much easier! Contacts the nail on a bigger surface.


Easier work!

- 6. POLÍRZÓZÓ**
WORK IS FUN WITH PolírZozó :)!


1.



2.



3.



4.



5.



6.



BUCKSKIN BUFFERS

CRYSTAL SHINE SYSTEM

1. CRYSTAL SHINE DROPS
Incredibly high shine and long lasting sparkle in case of buffering acrylic nails and natural nails. The secret of the shine is a wax based, oil-free two component buffer liquid which builds into the top surface of the nail.
17ml –

2. CRYSTAL SHINE BUCKSKIN BUFFER
Buckskin buffer for the Crystal Shine System drops. Beautiful shine for the nails! Refine the nail with the black side of the buffer, than buffer them with the buckskin side soaked with drops.

Use: Refine the acrylic or natural nail to be buffered with the black side (or an even softer buffer) of the buckskin buffer. After thoroughly shaken - when you can hear the balls inside - put some magic shine drops on the buckskin side of the buffer, then buffer the nail with one direction movements. Tom Holcomb (12 times world champion, guest of the Nail Ship) always used it. You can buffer 10 nails with this quantity. If you have used the buffer several times, later use only 3-4 drops.

3. BUCKSKIN FILE
Gives great shine for Japanese manicure.

4. BUCKSKIN BUFFER WITH HANDLE, BOX

5. BUCKSKIN BUFFER WITH HANDLE

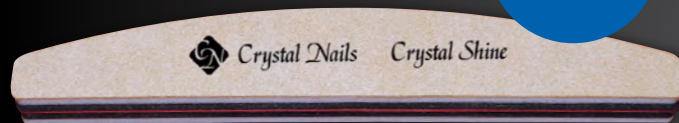
CN tip:
Use Crystal Shine drops with the buckskin buffer or the pasta in the Japanese manicure kit, in order to get mirror shiny nails.

1.



Shake it well!

2.



MAGIC SHINE SYSTEM

3.



4.



5.





BRUSHES



GEL BUILDER JEWEL BRUSHES



JEWEL BRUSHES

HIGH QUALITY, EXCLUSIVE DESIGN, GOOD PRICE, JEWEL EFFECT, COMPUTER ENGRAVED LOGO. THE BRUSHES HAVE THEIR OWN CAP AND WELL-FIXED HANDLE SO WOBBLING AND MOVING IS IMPOSSIBLE.

NEW! GELLY GEL BRUSH

Synthetic gel brush. Thanks to its softer, longer and flat fur, it is more easier to apply it. This brush is perfect for make the smile line and for royal and colors gels, and to cover the whole nails.



Front

NERO MERLO II.

Soft, natural hair, excellent quality brush. The hair is a bit longer, than in 6 Gel brush. The precisely cut edge provides an accurate work. Due to its special form, it is an essential tool in the perfect, professional salon. Use with medium dense and softer materials such as Titanium Gel, Builder Gel I-II, Cover gels or pink builder gels.



Side

Front

Nero Merlo II.:
The international champion and Nailympic champion says: this is the best gel brush in the world, your will not want to put it down...

With the help of it, the forming of C-arc is quick and simple.

Precisely cut hair

NERO MERLO III.

Natural hair, harder type, excellent quality. Shord and wide head. The hair form and length is like in Firm Gel brush. The precisely cut edge provides an accurate work. Use with denser builder gels such as Xtreme Clear and Xtreme Pink.



Front

Precisely cut hair



Nero Merlo III.

CN tip: after use, clean the gel brushes between two paper towels. Cleansing with Cleanser may dry the brush hair, its use is not advisory. Use Cleanser only if the brush handle is covered with gel.

CN tip: Scrub the glue thoroughly before first use, then cover the brush hair completely with transparent building gel. Then dry the brush with two paper towels so you can remove the pigments also from your brush.

CN tip: Use separate brushes for pigment free materials, so your transparent materials will not be contaminated.



GEL BUILDER JEWEL BRUSHES

GEL BUILDER BRUSHES

XTREME GEL BRUSH

Synthetic hair gel builder brush with 0,04 inch longer hair than in 6 Gel brush. Use with medium dense and softer materials such as Titanium Gel, Builder Clear I-II, Cover gels, pink builder gels or white gels.



Front

Precisely cut hair

For gel sculpting

6 GEL BRUSH

Synthetic hair gel builder brush. Use with medium dense and softer materials such as Titanium Gel, Builder Clear I-II, Cover gels, pink builder gels or white gels.



Front

Precisely cut hair

For professional gel nails

4 GEL BRUSH

Small gel brush with synthetic hair. Use mainly for color materials but also for white builder gel.



Front

Precisely cut hair

For smaller nails and decorations.

FIRM GEL BRUSH

Wide and thick so harder brush with synthetic hair. Specially designed for dense builder gels. Use with Xtreme Clear and Xtreme Pink.



Front

Precisely cut hair

Harder, wider brush for dense gels.

CN tip: after use, clean the gel brushes between two paper towels. Cleansing with Cleanser may dry the brush hair, its use is not advisory. Use Cleanser only if the brush handle is covered with gel.

CN tip: Scrub the glue thoroughly before first use, then cover the brush hair completely with transparent building gel. Then dry the brush with two paper towels so you can remove the pigments also from your brush.

CN tip: Use separate brushes for pigment free materials, so your transparent materials will not be contaminated.



ACRYLIC BUILDER BRUSHES



THE BIG ONE – ACRYLIC BRUSH

Large, flat professional acrylic brush with natural hair for experienced acrylists. The high quality hair has an excellent absorbency. The pointy peak provides precise work. Harder hair, greater compressive force. With a light wooden handle, metal cap, in a case.



- The favourite of experienced acrylic use nail techs.
- Extreme thickness, pointy head!
- Precisely cut hair

XTREME (HARDER) ACRYLIC BRUSH

Size 8, flat professional builder brush with natural hair for experienced acrylists. Made of harder, higher quality hair which has greater absorbency and compressive force.



- Harder brush
- For acrylic sculpting
- Precisely cut hair

A8 ACRYLIC BRUSH

A size 8 acrylic builder with natural hair. Made of softer Size 8, flat professional builder brush hair. Also for less experienced acrylic users.



- For less experienced acrylic users.
- Kolinsky hair
- Precisely cut hair

A6 ACRYLIC BRUSH

A size 6 acrylic builder with natural hair. Due to its small size you can use it for color materials. Made of softer hair.



- For less experienced acrylic users.
- Kolinsky hair
- Precisely cut hair

PROFESSIONAL ACRYLIC BRUSH

Made of Kolinsky hair (with a special thickening pressing process), size 8 flat acrylic builder brush for experienced acrylic users. Higher quality, longer hair, softer style brush with great absorbency. The outside hairs precisely cover the inside hairs so it has a pointy peak and is easy to use. In leatherette case.



- Longer hair and softer brush
- For acrylic sculpting
- Precisely cut hair

CN tip: Before use scrub the glue thoroughly from the brush then soak it with Liquid and press out the bubbles. This way you can expand the lifetime of the brush!

CN tip: After use clean the brushes in clean Liquid then dry them on paper with a pointy peak, store with head down or laid. Otherwise the Liquid may dissolve the glue from the brush handle which can color or contaminate the material.

CN tip: Use a deep, double walled Liquid holder jar so the brush does not touch the bottom. This way you can protect the point of the brush and it can absorb more liquid. The double walled heat balanced jar provides the proper time for curing.

CN tip: For pigmented, colored, glittering powders use a separate brush and even a separate liquid holder so you can keep the clean colors of your materials.



NEW! LOOP BRUSH

Synthetic brush with soft hair at the tip specifically designed for color fading with gel. It is easy to paint the next motives like flower, butterfly, butterfly bow. It doesn't leave stripe on the material. You can make cambered patterns easily. It is good for soft and thick material as well.



Front

NEW!




PHANTOM BRUSH

Gel nail art brush with natural hair. Therefore, it can be used for gel, acryl, aquarelle painting as well. Perfect for creating the color mash, because of its size and softness. Slightly bulkier than CN Art Design brush.



Front



CN tip: Before use scrub the glue thoroughly from the brush then soak it with Liquid and press out the bubbles. This way you can expand the lifetime of the brush!

CN tip: After use clean the brushes in clean Liquid then dry them on paper with a pointy peak, store with head down or laid. Otherwise the Liquid may dissolve the glue from the brush handle which can color or contaminate the material.

CN tip: Use a deep, double walled Liquid holder jar so the brush does not touch the bottom. This way you can protect the point of the brush and it can absorb more liquid. The double walled heat balanced jar provides the proper time for curing.

CN tip: For pigmented, colored, glittering powders use a separate brush and even a separate liquid holder so you can keep the clean colors of your materials.

NAIL ART BRUSHES



ART DESIGN BRUSH

Narrower natural hair with sharp tip. The shortest (0.2 inch) hair. (This length provides easier control.) For narrow and precise painting. For water-based paints and gel painting.



Front

Short, pin sharp hair

Perfect for gel painting



BARBARA II. BRUSH

Narrower natural hair with sharp tip. The 0.27 inch hair provides easier control. For small and precise artistic painting, creating patterns and shading. For water-based paints.



Front



Perfect choice for acrylic nail art and shading.



AQUARELL BRUSH

Synthetic, 0.4 inch hair. For aquarelle painting the special form and quality hair provides easier control. For painting gradients on small and big surface.



Front



Perfect choice for acrylic nail art and shading.



TWIXI BRUSH

Specially narrowed natural hair with a perfectly sharp tip. The 0.43 inch hair provides great absorbency. Designed by the instructions of the London Nallympics champion, Twixi. For small and precise artistic painting, creating patterns, background and shading. For water-based paints.



Front



For precise, champion work!



CN tip: Before the first use, thoroughly remove the glue from the hair, then after dipping the hair into water, cut the separate hair.



GEL NAIL ART JEWEL BRUSHES

GEL NAIL ART BRUSHES

NEW! FRENCH BRUSH

A soft brush with synthetic bristles that has a special shape which helps to create a perfect French smile line.



Front

NEW!



OMBREPRO BRUSH

Synthetic brush with a thinner hair at the tip specifically designed for color fading with gel. Due to the head's enhanced width it makes color fading a lot easier. By using tapping movements you can create a perfect ombre effect. These brushes are perfect for Royal Gels and gel polishes.



Front

Perfect ombre effect



GEL NAIL ART JEWEL BRUSHES



NERO MERLO 0 BRUSH

Natural soft hair with round tip. The form and design provides precise work. For color materials, detailed painting and small surface. Due to its form it is easy to create the edge and the color gel superficial gradients.

NERO MERLO I. BRUSH

Natural soft hair with round flat tip and high quality. For fast color gel superficial painting covering the entire nail surface. Its natural hair and the precise sharp form on the side make it is easy to create the cuticle and the smile line as accurately as possible so it will not touch the skin.

BARBARA I. BRUSH

Synthetic hair and pointy peak. For decoration, small, precise artistic work. The 0.25 inch hair provides easier control to create patterns and contouring.

NEW! 0 MINI BRUSH

Synthetic hair, very thin, for flexible gel decoration. Length: 3 mm



Side Front

The smaller version of Nero Merlo I. brush



Nero Merlo 0



Front

Nero Merlo I.: Easy to create a smile-line.



Nero Merlo I.



Front

Perfect for soft gel line



Barbara I.



Front

NEW!



0 Mini

CN tip: after use, clean the gel brushes between two paper towels. Cleansing with Cleanser may dry the brush hair, its use is not advisory. Use Cleanser only if the brush handle is covered with gel.

CN tip: Scrub the glue thoroughly before first use, then cover the brush hair completely with transparent building gel. Then dry the brush with two paper towels so you can remove the pigments also from your brush.

CN tip: Use separate brushes for dark or light colors, nacreous and glittering materials so your transparent materials will not be contaminated.



GEL NAIL ART JEWEL BRUSHES

GEL NAIL ART BRUSHES

0 SHORT BRUSH

Synthetic hair, very thin, for flexible gel decoration. The 0.23 inch hair provides easier control to create gel patterns, smile lines and contouring. Less experience users may use another 0 hort brush to paint contour lines with aquarelle.

0 LONG BRUSH

Synthetic hair, very thin, flexible gel decoration brush. With 0.39 inch hair. For creating gel patterns and smile lines.

2 GEL BRUSH

Synthetic hair, for gel decoration. Hair length is 0.55 inch, width 0.04 inch. For creating gel patterns.

3 GEL BRUSH

Synthetic hair, gel decoration brush. Due to its beveled peak in the right angle it is easy to create gradient from glitter gel or to wipe smile line.



CN tip: after use, clean the gel brushes between two paper towels. Cleansing with Cleanser may dry the brush hair, its use is not advisory. Use Cleanser only if the brush handle is covered with gel.

CN tip: Scrub the glue thoroughly before first use, then cover the brush hair completely with transparent builder gel. Then dry the brush with two paper towels so you can remove the pigments also from your brush.

CN tip: Use separate brushes for dark or light colors, nacreous and glittering materials so your transparent materials will not be contaminated.



ONE MOVE NAIL ART JEWEL BRUSHES



The "One Move" technique is a fast and spectacular acrylic color painting method, when you paint the color transitions, lights, and shades with a brush dipped in different paints. The brushes are particularly designed for this technique, with special edgy hair. No need for correction with an other thin brush. Now easier to keep it clean, with longer life hair.

ONE MOVE I+ BRUSH

With synthetic hair, especially designed for the one move technique. Bigger size with beveled hair. Length of the edge: 4,5mm.



ONE MOVE II+ BRUSH

With synthetic hair, especially designed for the one move technique. Smaller size with beveled hair. Length of the edge: 3mm.



ONE MOVE III+ BRUSH

With synthetic hair, especially designed for the one move technique. Medium size with beveled hair. With improved mini sized hair and perfect edgy ending. Length of the edge: 3,5mm.



ONE MOVE IV+ BRUSH

We have been waiting so long for the fourth member of the team One Move! A real essential product, with improved mini sized hair and edgy ending for the more precise work in case of small patterns or small nails.



Front



For bigger flowers



Front




For smaller flowers, leaves



Front



For general use



Front



For mini patterns

CN tip: You can expand the life span of your brushes if you wash the dried paint from the stem with the acrylic retarder liquid, then clean them with our orange scented brush cleaner!

CN tip: If you would like to create one move patterns with Royal Gel or Giga Pigment color gel, keep your One Move brushes separately. That is because if you use a brush with gel, you cannot use it with other materials.

CN tip: Before use scrub the glue thoroughly from the brush then soak it with water and press out the bubbles. Dry it and enjoy the use!



ACRYLIC NAIL ART BRUSHES

ACRYLIC NAIL ART BRUSHES

3D ACRYLIC NAIL ART BRUSH

Natural hair, flat, pointy peak. Hair length 0.5 inch, width 0.19. The longest haired acrylic nail art brush. Length of the hair: 13mm, width: 5mm. The nail art brush with the longest hair.



Front

For bigger patterns



A3 ACRYLIC NAIL ART BRUSH

Natural hair, flat, pointy peak. Length of the hair: 11mm, width: 5mm.



Front

For general acrylic nail art patterns



MINI 3D ACRYLIC NAIL ART BRUSH

Natural hair, flat, pointy peak, high quality acrylic decoration brush. Length of the hair: 8mm, width: 4mm. The acrylic nail art brush with the smallest hair, for creating precisely the smallest patterns.



Front

For precise and fine acrylic patterns

Precisely cut hair



N Tip: You can use your Mini 3D acrylic decoration brush for gel or acrylic or aquarelle painting. Use separate Mini 3D acrylic decoration brush for acrylic, gel and water-based paint (acrylic, aquarelle). (Do not use acrylic or gel brush with water-based paints or vica versa, you will need brushes for each paint.)

CN tip: After use clean the brushes in clean Liquid then dry them on paper with a pointy peak, store with head down or laid. Otherwise the Liquid may dissolve the glue from the brush handle which can color ior contaminate the material.

CN tip: Before use scrub the glue thoroughly from the brush then soak it with Liquid and press out the bubbles. This way you can expand the lifetime of the brush!



BRUSHES

1.

4 GEL BRUSH

Gel brush with small size, synthetic hair, straight and flat head.



2.

6 GEL BRUSH

Gel brush with medium size, synthetic hair, straight and flat head.



3.

3D GEL BRUSH

Gel brush with synthetic hair, rounded and flat head. Designed for 3D gels.



4.

6 ACRYLIC BRUSH

Gel builder soft brush with natural hair, with smaller size.



5.

8 ACRYLIC BRUSH

Acrylic builder softer brush with natural hair and medium size.



6.

SHORT HAURED DECORATION BRUSH

Thin decoration brush with natural hair and pointy peak.



7.

MEDIUM HAURED DECORATION BRUSH

Decoration brush with synthetic hair.



8.

LONG HAURED DECORATION BRUSH

Decoration brush with synthetic hair.



9.

BEVELED HEADED GEL DECORATION BRUSH

Decoration brush with synthetic hair. For smile



10.

FAN BRUSH

Decoration brush with synthetic hair. Designed for glittering.



NEW! COLORANT BRUSH SET BRUSHKIT FOR PIGMENTPOWDER

With these synthetic brushes will be easy to apply the pigment powder onto the nails. This kit contains 5 synthetic brushes.



BRUSHES WITH SILICONE HAIR (5 TYPES) IN ONE SET

Brushes with silicone hair for the new Lace Gel. The different brushes can be used to create different patterns.



BIG BRUSH KIT

12 pcs in one kit with synthetic hair.

Content: beveled flat head brush "mini", beveled flat head brush "small", beveled flat head brush "big", straightened flat edge brush "medium", straightened flat edge brush "big", decoration brush "mini", decoration brush "short", decoration brush "medium", curved brush "medium", fan brush, extra long haired decoration brush, point brush.

A perfect brush for nearly all kinds of line width and patterns in ONE KIT.

Crystal brushes with red, glassy handle, good quality hair for less experienced users (instead of plastic handles). Pretty design but good price.

Recommended for decoration with gel.



CRYSTAL NAILS ORANGE SCENTED BRUSH CLEANER

For the most permanent decor brushes

A highly effective cleaner tool to extend the lifetime of your brushes. If you wash your acrylic or aquarelle brushes with this cleaner, their hair will fall out only much later. This liquid dissolves the dried substance from the brush. You will see, your brushes will last longer!

30ml

With nice orange scent!

Made in Germany!

CN Tip: Wash your brushes with the orange scented brush cleaner after using transfer foil glue or Chro'Me CrystaLac so the hair will not stuck together.



BRUSHES

SILICONE BRUSH SET WITH RHINESTONES (3 PCS)

Silicone brushes with sparkling crystals filled handle, for Lace Gels. The silicone heads are soft, but they are also strong, so different patterns can be created with them. The brushes are perfect for the application of the ChroMirror chrome pigment powders.



CN tip:
Perfect for the application of the Chro-Mirror chrome pigment powders.

SPONGE OMBRE STICK

Replaceable sponges on both ends. Comes equipped with four sponges you can buy separately. Perfect for creating beautiful color gradients on any base coat with Art Gel and RoyalCream Gel and for Baby Boomer gel polishing with Cover Pink Base Gel and White Art Gel as it marvelously blends Art Gel.

After use and cleaning, store it horizontally, and keep it away from sunlight!

How to clean sponges: dip the sponge in a drop of Cleanser, dry it with a paper towel. The sponge will be back to its normal size in an hour (can be less if wrapped into paper towel). Wait for the sponge to completely dry before using the stick again!

Perfect Baby Boomer gel polishing in 2 steps: apply White Art Gel onto Cover Pink Base Gel to create a mesmerizing gradient! Top it off with a top cat, and you're done! (Alexa Méhész)



ADDITIONAL SPONGE HEADS FOR OMBRE STICK

4db



BRUSH HOLDERS

BRUSH HOLDER, WITH 2 SIDES

Portable brush holder with hard cover. Its specialty that you can store your brushes on both sides. You can separate your acrylic and gel brushes, or the builder and nail art brushes. With embroidered silver Crystal Nails logo.



SEWN TEXTILE LEATHER BRUSH CASE WITH EMBROIDERED CRYSTAL NAILS LOGO

Stylish, nice and neat tool designed for 20 brushes with elastic bands and pockets.



BRUSH CASE



BRUSH CASE WITH A HARD COVER

Hard cover, portable, propped out, nice and useful brush case envied by many.



BRUSH HOLDER - SEWN TEXTILE LEATHER

Beautiful, pink brush holder that can be open in the middle, where you can put your favorite picture.



DESKTOP BRUSH HOLDER - LYING HOLDER

Practical holder for builder and decoration brushes, so you will always easily reach the brushes you need and keep them together. For five brushes, in to colors..



Silver
Pink

To have your
brushes ready
for a given work!

XTREME TIPS

CRYSTAL QUALITY, PRECISE WORK, OPTIMAL FORM.

NEW! XTREME FUSION ACRYLGEL CLEAR TIP

Xtreme Fusion AcrylGel clear tips are transparent, more flexible than regular tips, comes in 10 different sizes. 120 pcs/box. The tips are reusable and have a natural curve.

120 db



NEW

Flexible, perfect shape !



1.



2.



3.



4.



5.

1. XTREME FRENCH

Deep smile line, dramatic effect with no contactline.

box (100 pcs, 1-10)
refill (50 pcs)

2. STILETTO

Long, transparent tips with no contactline.

box (100 pcs, 1-10)
refill (50 pcs)

3. HYBRID CLEAR

Long, spiky, transparent tips with centerline and no contactline.

box (100 pcs, 1-10)
refill (50 pcs)

box (100 pcs, 1-10)
refiller (50 pcs)

4. ARCHED

Pre-curved tip. Fits to any nail shape due to its extreme flexibility.

box (100 pcs, 1-10)
refill (50 pcs)

5. EDGE (CLEAR) - WITH SIDELINE CORRECTION

A tip developed for edge nail tips which is a great help with sculpting for beginners. The advantage of the Crystal Nails Edge tip is that it does not 'hang' like other tips due to its sideline correction (elevation). (As we know the form should be elevated as well when working with the sculpted version of Edge nails.) The other advantage is the optimized (a little shortened) length that makes it suitable for everyday use. Also its slimmer, more flexible, easyfit with no contactline.

box (100 pcs, 1-10)



6.



6. MARILYN TIP BOX AND REFILL (1-10), NATURAL AND CLEAR

Developed for the Marilyn shaped nail, created by Gabó Kovács the 6-times US Champion and World Champion, the sides of the tip are getting narrower. Thin, flexible, easy to fit, without contact line. Easy to pinch. Crystal quality, good to work with, optimal forms on a good price.

Natural box (100 pcs, 1-10)
Clear box (100 pcs, 1-10)
Refill (50 pcs)

1. **NATURAL / STRAIGHT (CLASSIC)**
(100pcs 1-10)
refiller (50pcs)
2. **CLEAR**
(100pcs, 1-10)
refiller (50pcs)
3. **CURVED**
(100pcs, 1-10)
refiller (50pcs)
4. **FRENCH**
(100pcs, 1-10)
refiller (50pcs)
5. **DISPLAY TIPS - COVER PINK OVAL**
Tips with ideal shape and size for practicing nail art. No need for a different base color, because of its Cover Pink color. 50 pcs one sized tips in the box.
50db
6. **GIANT STILETTO TIP**
For creating decorations, patterns; natural, clear.
10 pcs
7. **DISPLAY STILETTO TIPS**
For practicing, showing samples for guests or for your portfolio. Curved Stiletto in size 1-2, in matte white and transparent colors.
Matte white –
Clear 50 pcs –
8. **BRUSH ON GEL TIP GLUE**
Extreme strong glue with brush. Thanks to the brush you can work with it easily and you can put the right amount to the surface.
10g
9. **BRUSH TIP GLUE**
Super strong, extra quick glue with brush. You can work very accurately with its special brush.
7,5g
10. **NAIL GLUE**
Beaked tip glue, superstrong.
3g





NAIL FORMS



CRYSTAL NAIL FORMS



WONDERFORM

Holds any angles perfectly, provide strong adhesion.

Developed specifically for flawless nail form application. Hard material holds any pearl white angle perfectly, yet it is easy to shape. This longer version of our WonderForm especially developed for extreme nails and competition. Thanks to its unique layering, it holds its shape like a rock and provides strong adhesion. Easy to cut despite the thicker material. Thanks to its almond-shaped dent, it is easier to adjust to the arc of the natural nail. Cutting it at the stress points is not necessarily required, it is more than enough to push it under the nail on account of its superb strength and its ability to push down the skin at the stress points (which is a huge plus when dealing with deep stress points).

30 pcs
200 pcs

WONDERFORM LONGPRO

For extreme nails and competition.

30 pcs
200 pcs

Easier to adjust to the arc of the natural nail thanks to its almondshaped dent!

CN Tip:
Easy to shape even in rubber gloves!



CRYSTAL NAILS FORM

Unique quality, strong adhesion, optimal curve and clear, visible scale. Ideal for salon work, and for sculpting salon nails with natural length.

Size: 38x56 mm, free edge length 21 mm.

50db
500db

Made in USA! – unparalleled quality



XTREME BUTTERFLY FORM

Unique quality, strong adhesion, optimal curve and clear, visible scale. The most popular Crystal form. Ideal for salon work, and for sculpting salon nails with natural length and also for longer, extreme shapes.

Size: 60x60 mm, free edge part 28 mm. 2 cm wider and almost 1 cm longer free edge than the Crystal Nails form.

30db
300db

Made in USA! – unparalleled quality
Olympic champion nail form!

BEST of
Crystal Nails



CRYSTAL STILETTO FORM

Unique quality, strong adhesion, optimal curve, extreme length and specially visible scale. No more form extension: its shape helps to build Stiletto nails. Narrow it down along the black and silver line, this helps shaping the form. The popular USA paper, Crystal curve.

Size: 62x79 mm, free edge length 45 mm.

30db
250db

Made in USA! – unparalleled quality

CRYSTAL FORMS AND ACCESSORIES

1. TWO TYPES OF FORM DISPENSER AND SEPARATOR

You can make your work easier with a form dispenser: the plastic holder will make it easy and simple. The 'machines' will separate the forms from the paper.

For Xtreme Butterfly form

For Crystal Nails form


To 'activate' the separating function the roll must be tighten!

2. FORM UNDERLAY – ALUMINIUM

When sculpting curved or extreme shapes, glue it under the form, so you can create a smoother curve. No need to glue it perfectly, you have to bend it accurately (the underlays are reusable, if you warm them up and take them off after work).

Old (silver): 20pcs

New (more colors): 20pcs



1. We deepen the form underlay so that its curve will be attaching with the form's.

2. After this deepening we stick the underlay onto its back side.

3. With the help of the bending tool you can form a tunnel.



For Xtreme Butterfly form

For Crystal Nails form



2.

3. C-CURVE HOLDER, BLACK

This tool holds the bent shape for the curing time. Due to its transparency, UV can go through it so the gel can cure under it.

4. C-CURVE HOLDER, TRANSPARENT

This tool holds the bent shape for the curing time. Due to its transparency, UV can go through it so the gel can cure under it.

For the perfectly curved nails!

5. C-CURVE HOLDER CLIP

To get a nicely bent shape, you have to curve the nail. This metallic C-curve holder clip will be a great help. Use it to get a slip, nicely bent nail.


With the recommendation of Zsuzsanna Fekete Olympic and 2 times European Champion!

CN tip: Do not use with extra strong base layers!


6. C-CURVE BENDING SET

While the nails are bent, the sticks prevent them from overbending and provide symmetry. Use them for fixing the bent shape.
6 pcs/set

3.




4.



5.



6.



PROFESSIONAL METAL TOOLS

PROFESSIONAL SCISSORS

Stainless steel - exclusive quality for professionals.

7. PROFESSIONAL CUTICLE SCISSORS

8. PROFESSIONAL CUTICLE SCISSOR

Also for cutting forms!

9. PROFESSIONAL NAIL SCISSORS

SOLINGEN SCISSORS

Chromic steel - tradition and quality.

10. MANICURE SCISSORS - CUTICLE - SOLINGEN

11. MANICURE SCISSORS - NAIL - SOLINGEN

JAPANESE STEEL

Quality Japanese steel which is harder so its edge will last longer and stay sharp.

12. CUTICLE SCISSOR JAPANESE STEEL

13. UNIVERSAL NAIL SCISSOR - JAPANESE STEEL

CN tip:
Use it for nail form cutting, and for nail cutting as well.

14. GOLD SCISSORS CUTICLE - JAPANESE STEEL

Thinnest edge cuticle!

CLASSIC SCISSORS
From stainless steel.

15. CN NAIL SCISSORS

Stainless steel.

16. FINGERNAIL NIPPER

Nail clipper for natural nails or shortening artificial nails. Especially useful for extreme shapes and nails that does not fit in the tipcutter. With a practical case that collects the nail bits.

17. TEFLON FORM
Reusable
1pc

18. CUTICULA AND FINGERNAIL NIPPER



PROFESSIONAL MANICURE-PEDICURE METAL TOOLS

ABSOLUTELY STAINLESS TOOLS MADE OF SURGICAL STEEL WITH HANDMADE REFINEMENT AND MADE RESISTANT WITH HEAT TREATMENT

19. PROFESSIONAL CUTICLE PUSHER AND SCRAPER

20. FLEXI MIXING SPATULA

21. C-CURVE BENDING TWEEZERS

22. CRYSTAL NAIL ART NEEDLE AND DOTTER

CN tip: before using it for the first time make the needle's tip blunt on a used paper ile..

CN tip: recommended for all decorating techniques and separate forms.

23. STAINLESS TOOL RACK

24. FLEX SCISSORS, CUTICULA AND FORM CUTTER

Interesting mechanism: the springy handles open the scissors for us thus they are easy to control when cutting cuticle or forms.

25. TIP CUTTER


Light tip-cutter with a curved head and edge. With its curved edge it will not flatten the tip.

26. BARREL SPRING FINGERNAIL CLIPPER
Big

27. STAINLESS BLADE HANDLE
For disposable blades.

28. CUTICLE PUSHER / FORK

29. BRAUN DISPOSABLE BLADES
Steril, steel blades.



PROFESSIONAL ACCESSORIES

- 1. SOFTENED WIPES**
The new version of the multi-layer paper wipes. Better pressing for a more precise work, smoother surface.

500 pcs

You can use the box as dispenser!

- 2. LINT-FREE SPONGE SHEETS - IN A BOX**
Threadless sponge sheets in a new box package. Unlike paper towels, sponges gives you back the same amount of liquid, so it's more economical when cleansing. There are 80 in a box.

- 3. COSMETIC PAD DISPENSER**
No cosmetic pad included.

- 4. 100 PCS LINT FREE COSMETIC PAD**
Fine synthetic fabric. Absolute lint-free.

- 5. SOAKING TIMBLE**

- 6. LINT-FREE NAIL WIPES**
Due to it's production, completely lint-free. Use one piece for 3-4 fingers. A box contains 360 pieces.

- 7. NAIL WRAP REMOVER FOIL**
With the help of the Soak off foils and Acryl remover you can remove the gel nail polish. The step by step video shows how to remove the gel nail polish properly. Soak them with acryl remover. This version of removal is more effective and economical. Also can be used for r removing acrylic, CrystaLac gel polish and Easy Off. 100 pcs/box

- 8. CLEANSER PAD - LINT-FREE PADS SOAK IN CLEANSER**
Lint-free pads soaked in Cleanser. Facilitates faster salon work. Perfect for on-the-road nail techs, provides a 2-in-1 alternative for cleanser and lint-free towels. A single Cleanser Pad – depending on nail length – is enough for cleansing 5-10 nails.
1 box (100 pieces) –



PROFESSIONAL ACCESSORIES

9. NEW! NAIL WRAP REMOVER FOIL - 500PCS MORE ECONOMICAL

The bigger version of our beloved Nail Wrap Remover Foil, 500pcs/box. Placed in aluminum foil with a little bit bigger pads than natural nails (2x3 cm) which thanks to its perfect fit it's more effective and economical. Soak them with Acryl Remover or Easy Remover. Use it for removing acrylic, CrystaLac, Easy Off and other soakable products.

10. THREAD GLOVES

The elastic fingertips ensures a better grip. The textile part ensures the perfect ventilation so they are more comfortable than the rubber gloves.

In size 6, 8, 10.

11. POWDER-FREE, DISPOSABLE NITRILE RUBBER GLOVES

Perfect quality, super elastic, black nitrile gloves. They have pleasant touch and are lightly powdered. 100 pcs in a box.

Available sizes: S, M, L.

CN tip:

The color of the One Move acrylic paints can be seen better, if you paint them on the surface of the gloves.



PROFESSIONAL ACCESSORIES

12.

METAL TOOL KIT, SILVER

The kit contains stainless steel forceps, cuticle pusher and scaper, nail art needle and dotter, mixing spatula, tip cutter, skin and nail scissors, file and brush holder ,ears' (the kit does not contain the file and brushes) with a silver textile leather case, with magnets for metal tools.



13.

PEDICURE KIT

It contains every manicure and pedicure tools which required for hand and foot care. All tools made from Japanese stainless steel, can be sharpened easily. The kit contains: nail scissors, skin scissors, chisel, narrow tool for cutting chicken pocketing, medium tool for cutting chicken pocketing, , oval lens, round lens, nail scaper, small chicken pocketing knife, big chicken pocketing knife, corner knife, corner pincher, small metal file + case!





ONE MOVE ACRYL AND AQUARELLE CREAM PAINTS



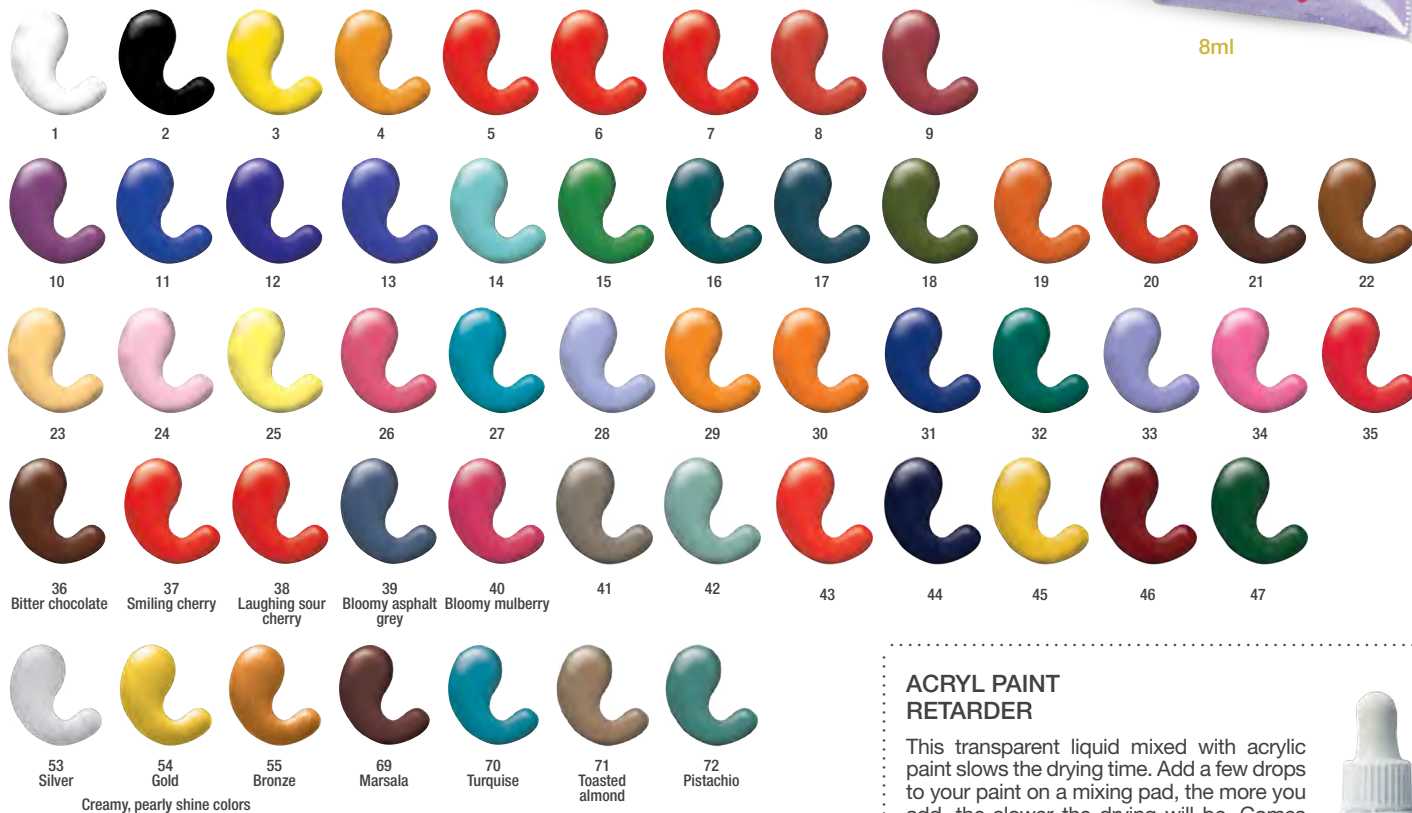
ONE MOVE ACRYL PAINTS

DEKOR ONE MOVE

Creamy, slow drying, strongly pigmented paints especially developed for the One Move technique. Unique product on the market! For decorating, painting outlines, shading on acrylic or gel. The tube shape prevents drying and helps you to control the amount of paint.



8ml



ACRYL PAINT RETARDER

This transparent liquid mixed with acrylic paint slows the drying time. Add a few drops to your paint on a mixing pad, the more you add, the slower the drying will be. Comes handy, when it is warm outside.



10ml

NEON ONE MOVE

8ml

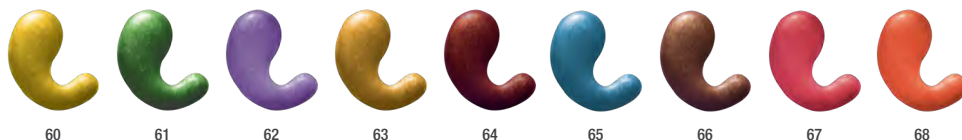
NEON



NACREOUS ONE MOVE

Our pearl One Move paints are sparkling in the sunshine like a luxury car. Available in 9 glamorous colors.

8ml



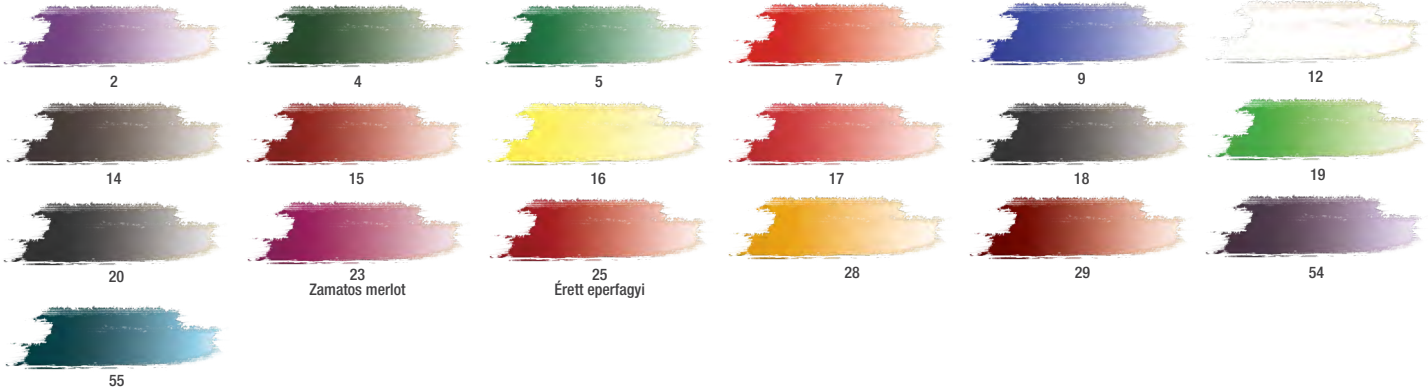
Favourites of Ági Sebestyén, nail art European champion!

XTREME AQUARELLE + CREAM PAINTS

DEKOR AQUARELL

The aquarelle painting (shaded, transparent) is really fashionable on nails too. In order to achieve this, you need the best, top quality, non shading, vivid paints! The nails are more colorful, professional and lively than before with the newly developed Crystal Nails Aquarell paints. Everybody will see the difference!

8ml



NACREOUS AQUARELLE

Brand new 8 vividly glittering nacrous colors for decoration, contouring, and shading

8ml



XTREME AQUARELL+

More lively and handy than the previous aquarelles, even with less experience, you can be a real artist. Creamier consistence and the colors remain vivid after dilution because of its higher pigment content. It is easier to work with, create shades and blend the colors with the New Xtreme Aquarelle+ paints.

5ml



CN tip: The Xtreme Aquarelle+ cream paints can be properly applied only on extra matted gel surfaces. Use slight Top Shine gel, after 20-30 sec. curing matte back with matting buffer.

CN tip: The Xtreme Aquarelle+ cream paints can be watered down so the patterns are easy to correct or change.

 Crystal Nails®

NAIL ART



CHROMIRROR PIGMENT POWDERS

CHROMIRROR CHROME PIGMENT POWDERS


Breathtaking chrome pigment powders for the newest nail art craze. The use of the ChroMirror chrome pigment powders are easy: massage the powder onto a no cleansing surface – Royal Gel, ONE STEP CrystaLac, 0/clear ONE STEP CrystaLac, Super Shine Optic and Xtreme Top Shine – cured for approx. 1 minute, rub it thoroughly, then cover with shine gel.




CHROMIRROR TIGER EYE GOLD AND TIGER EYE GREEN:

It works as TigerEye - mixed with a few drops clear shine gel. You can magnetize it before curing. But it won't have the usual TigerEye result, but a sparkling, multidimensional, chameleon rainbow effect. Can be used any gel polish colors. If you rub it into a non cleansing surface, as a ChroMirror powder, you will get the most homogenous chrome gold surface ever.

Tiger Eye Gold, Tiger Eye Green



CN tip:
Apply Acid Free Primer to the surface of the ChroMirror chrome pigment powders, to get perfect adhesion. Cover with Easy Off Top Gel, in 2 layers!



The 1S71, 1S73 and 1S74 ONE STEP CrystaLac and Compact Base Gel Milky Rose, Decoration: Pink ChroMirror pigment powder and Art Ge (nails by Anett Rídeg).

The 1S71 ONE STEP CrystaLac and Compact Base Gel Cover Pink, Decoration: Superholo Pink ChroMirror pigment powder and the Glam Selection (nails by Szilvia Balázs).

CHROMIRROR PIGMENT POWDERS

ChroMirror chrome pigment powders on R6, R7, R30 base




CN tip:
Apply Acid Free
Primer
to the surface of the
ChroMirror chrome
pigment powders, to
get perfect adhesion.
Cover with Easy Off
Top Gel, in 2 layers



The Easy Off Hardener Gel Milky White, Decoration: White Pearl ChroMirror pigment powder with beads (nails by Dóra Kesztyűs).

UNIQUE CRYSTAL NAILS NAIL STAMPING PLATES

Unique nail stamping plates, with super varied patterns. With the help of the unique and special stamping plates you can easily create wonderful nail art in seconds.



The unique Crystal Nails nail stamping plates work perfectly with the following Hard Lacquer nail polishes: 17, 18, 25, 30, 45, 55, 63, 201.

CN tip:
The nail stamping technique works perfectly with Art Paint Gels.

Fabulous decorations in no time, easily!



The 16 Chro'Me CrystaLac, Decoration: Aurora Chro-Mirror pigment powder, Swarovski Crystal Pixie and Swarovski-rhinestones (nails by Barbara Magyarosi).

CRYSTAL NAILS NAIL STAMPING PLATE CASE

Black, faux leather case for storing up to 20 nail stamping plates. Also suited for storing nail stickers, providing an easier and more convenient way for your clients to choose their next set.

You can find further stamping accessories on page 61., 111.



NAIL STAMP

NAIL STAMP HEAD, CLEAR



CARD FOR NAIL STAMPING



NEW! RHINESTONE STAMPING KIT

One stamp plate that lets you apply the rhinestones easier and faster than ever before on the nail surface. Rub the stones from above with the stamp head and then take it gently, with a slow motion, so they will not move. (Do not use the rolling sampling technique!) Use the large Clear head for the SS5 sized stones. The kit contains 1 stamp plate and 1 puff for quick guidance.

BIG NAIL STAMPER, CLEAR

3,5 cm diameter transparent silicone head, in a clear transparent holder with a transparent cap. Ideal for longer nails and bigger patterns.



HEAD FOR BIG NAIL STAMPER, CLEAR

3,5 cm diameter transparent silicone head, without holder and cap- for replacement.



NAIL STAMP SET, PURPLE



NEW! MAGICAL LINT ROLLER - FOR NAIL STAMP CLEANING

Practical lint roller set for cleaning nail stamp heads. By cleaning the surface of nail stamp head with liquid- the plastic/silicone head may lose its adhesion thereby losing the ability to capture the full pattern from the nail plate. Using the lint roller this can be avoided. Just roll the lint roller on the surface of the nail stamp head and make beautiful designs with just one touch.

The kit contains:
1pc lint roller and 1pc replacement.







SILICONE ART DESIGN

Make detailed and sophisticated 3D decorations with our latest ornaments in minutes! In fact, Silicone Art Design is a 3D printer that can be used to make convex decorations easily. It works with almost any color material: 3 STEP, ONE STEP CrystaLac, Royal Gel, RoyalCream, 3D gel, Color gels and Xtreme Fusion AcrylGel. Fill the silicone print with the color material, wipe the excess with a Cleanser Pad. Cure it for about half minute and thread the bottom of the pattern thinly with a clear builder gel, or thin a little Clear Xtreme Fusion AcrylGel. This should be fixed on the nails with a tweezer, cure them and its done! After that cover with high shine without touching the pattern.

Available in 1 set of 3 sizes in a total of 6 patterns.

The tweezer can be purchased separately.

CN SILICONE ARTDESIGN TWEEZER




The 3S55 3 Step CrystaLac, Decoration: Silicone Art Design Set, 13 RoyalCream Gel and Stellar Top Gel (nails by Szilvia Balázs).

NAIL ART

RHINESTONES

Different forms and colors.


round 50pcs
shaped 50pcs



BIG RHINESTONES ROUND ROUND

Round


4 mm - /12pcs/package



BIG INLAND RHINESTONES

Heart

6 mm - 6pcs/package



Gem Glue Gel –
soluble gum gel for rhinestones and beads
Perfect texture, easy to handle, soak-off glue gel.
Mainly for attaching rhinestones and beads to the nail surface. The rhinestones do not slide on it. After positioning the rhinestones cure them in UV/LED lamp then cleanse them with cleanser. It cures to a shiny finish. Curing time: 2-3 mins in UV lamp, 1-2 mins in LED lamp.
3ml –

The rhinestones do not slide on it. It's easy to place the rhinestones onto the surface.



The Compact Base Gel Cover Pink, Decoration: Swarovski-rhinestone (nails by Alexandra Mész).
Mész).

CRYSTALLIZED™ – Swarovski Elements 14 SIDED POLISHED ORIGINAL CRYSTALLIZED™ – SWAROVSKI ELEMENTS


All colors in SS 5 size. The majority of the colors can be bought in smaller and bigger sizes (SS3-SS16).

In all colors:

- 20db (SS 3) –
- 20db (SS 5) –
- 20db (SS 7) –
- 20db (SS 8) –
- 20db (SS 12) –
- 20db (SS 16) –
- 10db (SS 30) –

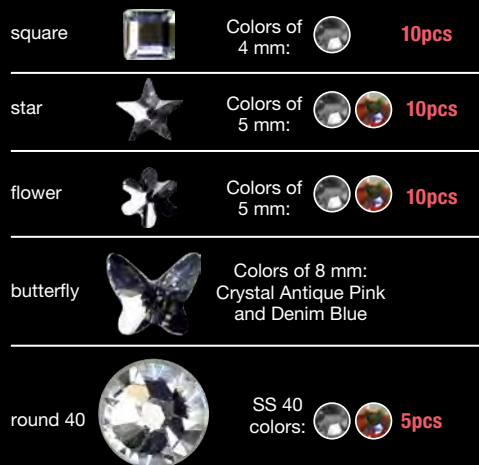
*Scarabeus Green and Light Chrome elements are only available in these sizes: SS5, SS7, SS12.

Real dimensions



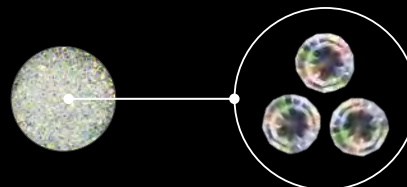
SWAROVSKI STONE FORMS

14 sided polished, original crystals.



MICRO SIZED RHINESTONES

It is smaller than the SS1 size stones, 1 mm rhinestones, Rainbow colors.



NEW! RHINESTONE PICK UP/REMOVE WAX TOOL

Practical bilateral wax pen with shiny crystals for picking up and removing rhinestones. Its waxy head can be easily cleaned which makes it easy to pick up rhinestones quickly, while its metal end serves to pop out the rhinestones. In a custom-made metal box.

Replacement




NAIL ART




Nailfetti 1




Nailfetti 2




Nailfetti 3




Nailfetti 4



Nailfetti 5



Nailfetti 6



Nailfetti 7



Nailfetti 8



Holo Silver

NAILFETTI DECORATION SPANGLE

Mixed sized and colored, disc-shaped nail decoration. It should be installed in sticky surface (in gel polish or artificial nail). After bonding it requires coverage. Four kinds of playful compilations.



Holo pink




Holo silver

RHOMBUS FLITTER

Equal-sized, rhombus-shaped glitters. Apply it onto the nails before curing. To ensure that the pattern you create stays intact, apply the glitters onto a thin coat of any thick viscosity material. Requires two top coats aftercuring. Available in two glamorous colors.



Platinum Foil 1



Platinum Foil 2



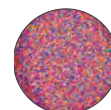
Passion Red




Party Pink

Platinum Foil


Smaller pigment wafers than Crystal Flake. Pressed into sticky surfaces, you can get foil effect. Rubbed into non-cleansing surfaces, you will get a silver or gold ChroMirror effect. Available in loving Passion Red and hottie Party Pink colors.



Cukorpor 1



Cukorpor 2



Cukorpor 3



Cukorpor 4



Cukorpor 5



Cukorpor 6



Cukorpor 7



Cukorpor 8

CRYSTAL DUST DECORATIVE GLITTER

Small decorative grain dust for sugar effect technique. You can make special sugar effect with full nail surface and larger samples. It looks like your guest had dipped her finger in colored icing sugar. You should put this in fixation-free light layer then cure it completely. Available in four super cute colors.



Violet



Peach

NAIL DECORATION GLITTER 3D RHOMBUS

The decorative hit of this summer with special 3D effect, in exciting iridescent Violet and Peach colors.

CRYSTAL MERMAID DUST

Fall sparkling: you can cheer your client up on cold days, if she can shine all day! In addition, her environment won't take their eyes off from her hands, if you apply Crystal mermaid powder on her nails! In exclusive black jar! In 2 colors, 2 sizes!

CN tip:
Create trendy mermaid effect for your clients so their nails will shine bright like gemstones!




CRYSTAL FLAKE DECORATING FLAKE


Crystal Flakes are similar to ChroMirror Chrome Pigment Powders, but are made up of larger flakes that provide an intense, super strong shine. Carefully press and rub the flakes into a cleansing-free surface, then apply a coat of Acid-Free Primer and two top coats such as Cool Top Gel. Perfect for encapsulated nail designs. Dip a small bead of Clear Acrylic Powder into Crystal Flakes, then spread it on the nail surface. For gel nails, press the flakes into the soft gel, then cure it.




on GL24 white 3 STEP CrystaLac base




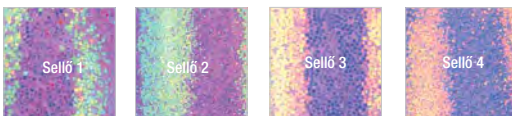
on GL55 black 3 STEP CrystaLac base



on GL118 Soft powder 3 STEP CrystaLac base



on GL124 Pastel purple classic 3 STEP CrystaLac base



on R6 base



on R7 base



The 3S97 and 3S98 3 Step CrystaLac, Decoration: 5 Crystal Flake and Swarovski-rhinestones (nails by Edina Sikari).

NAIL ART



Glam Selection 1
Silver
Mixed metal nail
art silver



Glam Selection 2
Rosegold
Mixed metal nail
art rosegold

NEW! GLAM SELECTION SILVER AND ROSEGOLD

There are hundreds of different shapes and themes in a selection you can use well in the spring-summer months. If it does not fit the nail surface just bend them. If you fix it to Gem Glue Gel or Compact Base Gel you will get a lasting color and if you use a thin layer of highshine the result will be durable as well.



Silver




Rosegold

NEW! MINI BEADS – SILVER AND ROSEGOLD

Wear-proof metal beads, 0,6 mm diameter. Since not only their surfaces are colored but they are colored in their inner material they can be wore for long weeks. More durable with Gem Glue Gel, Compact Base Gel Clear or with Cool Top Gel Universal Silver and Rosegold



Neon Blue



Neon Magenta



Red




White



Yellow



Pink



Green



Orange



Blue



Purple

PIGMENT POWDERS

Ideal for creating the popular horizontal color gradient. Work them into a sticky surface with a larger brush. Vivid and strong colors. 8 super intensive shades.



Silver



Gold



Pearl white

These micro beads will not get discolored or lose their color.

MIKRO BEADS

Beads that are smaller (0,2 mm) than our smallest version of decoration beads. Available in 3 colors: silver,



47



48



49



50

More glitter powders on page 169.

GLITTER POWDER


Glitter powder with the smallest grains, in festive colors. Must have for winter Sugareffect nail art designs. Available in 4 colors: gold, silver, red, claret.

BEADS, Small

Smaller nail art beads in vivid colors. You can create soft and elegant designs, if sprinkled onto the nails.



GLITTER POWDER - COARSE GRAIN




VELVET POWDERS

There's a new trend: velvet nails! You can make new decorations with soft velvety powders. It's use is similar to the Sugar effect technique. In 6 hot colors.



GLITTER POWDERS



SILK MICA

Fine glitter with small mineral grains. In 6 different shades.



GOLD FOIL




MICA

Glitter with a special effect with flat, disc-shaped mineral grains



NAIL DRILL




The 1S73 ONE STEP Crystalac, Decoration: silver Glam Selection and Mini Rosegold beads (nails by Dóra Pásztor).

NAIL ART

FULL STICKER

Wonderful stickers with flower patterns, what you can use on large surfaces. If you apply them on the whole nail surface cut them according to the nail shape, then with the help of water remove them from the sticker base. Fast and spectacular nail art in minutes.



For the sake of lasting durability, apply Acid-Free Primer to the nail surface. Carefully place the nail decal on your nail. File off the overhanging edges and apply another layer of Acid-Free Primer. Finally, cover it with two layers of top gel.

NAIL STICKERS


If there is no time for decoration because your client must be off, decorate her nails with funny stickers.



BASE STICKERS FOR COLORING

A variety of base stickers that make decorating a breeze, providing pattern outlines so you only have to take care of coloring. Easy to use: just cut the stickers according to the shape of the nail, then remove them with water. 2 design

CN Tip:
Color the stickers with the NEW RoyalCream Gel Color Gels!



HOLO STICKER STRIPES


Foil stripes with different thickness, for nail art purposes. Extra thin: 0,04 mm. Size: 9x12cm
In 2 holo colors: gold and silver.



Gold

JEWEL STICKER

6x6 cm, jewelry effect, self- adhesive, easy to use stickers. Thanks to its thin and flexible material it's easy to perfectly position them on the nails. For best results use them on a shiny and dry surface - in case of using 3S and OS, 1S colors apply them before applying the top gel - in case of GL colors apply them over a layer of cleansed top gel and cover it with another layer of top gel for a longlasting finish.



NEW! NAIL STICKER ALBUM

Double pages with unique design that will make it easier for you to organize. It is important to store the sticker only with your own protective film in the album!
Album size: 21,5x19,5x3,5 cm.



The 1S71 ONE STEP and 3S103 3 STEP Crystalac, Decoration: Jewelsticker (nails by Dóra Dovicscsák).

NAIL ART


NEW! ELASTICKER SILICONE STICKER

On 15,3x6,1 cm arch there are extra thin, flexible stickers with silver and gold baroque design, with premium quality material. Easy to use! It can be fitted nicely on the surface of the nails. It clings on shiny and dry surfaces (it works 3S CrystaLac, OS, and 1S CrystaLac colours without highshine gel as well. It only works on GL CrystaLac colours after using cleansing and non-cleansing top shine. Available in six versions



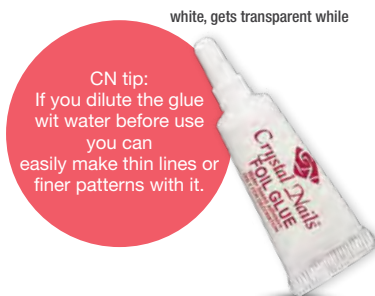
 The Compact Base Gel with Translucent Nude and white Art Gel, Decoration: Elasticker (nails by Alexandra Méhész).



 The R129 Royal Gel, Decoration: Ionic Transfer foil (nails by Dóra Doviscsák).

TRANSFER FOIL GLUE

Water-base glue for all transferfoils, in black and white colors. Wait until it dries completely and then put the backside of the foil onto the sticky surface. Don't use too much or too little of it.



white, gets transparent while

CN tip:
If you dilute the glue with water before use you can easily make thin lines or finer patterns with it.

XTREME TRANSFERFOILS – EASIER TO PEEL OFF, BRIGHT COLORS

Brand new, extra thick and very special foils with the best adhesion ever! They stick perfectly so foil technique has never been so easy. The new foils are good for covering even the whole surface of the nail without any gap between them. By making thin patterns we can create jewel - like embossed decorations combining it with foil gel. Available in amazing colors. Length: 50 cm.



CN tip:
Fit's crucial what shine gel we use to cover the foiled nails because some shine gels can bite into the shiny surface of the foil. Depending on the base choose from the following top gels: the best is the Top Seal Light, the solvable option is 0 Clear/Top CrystaLac, Easy Off Top Gel, for ONE STEP CrystaLac it's the Super Shine Optic.



The 3S12 and 3SFD2 3 STEP CrystaLac, Decoration: Xtreme silver transfer foil (nails by Szilvia Balázs).

XTREME TRANSFER FOIL GEL – IMPROVED FORMULA

Dense, highly manageable and formable foil gel that perfectly cures in UV and LED lamps in 10 to 30 seconds depending on the strength of the bulbs. Easy to use: Apply our design with our new Xtreme Transfer foil gel using a thin brush (for example: Brush 0 Short or 0 Long) on nail. Cure the gel for 10 to 30 seconds. Press the transfer foil firmly onto the gel. Remove the transfer foil quickly.

3ml –



CN tip:
Wipe the backside of the foil with Cleanser wipes. Thus you can remove the white layer, the oil from your fingers or the remaining gel bits from the previous use. The adherence of the foil will be much stronger!



EVEN FOR THE WHOLE SURFACE!!
INCREDIBLY THIN FOILS!

CN tip:
Curing time depends on the UV/LED lamp and on how thick you used the foil gel. Test your lamp before using it.

NAIL ART

1. JAR SET
Decorative holder and presentation jar set.
25 pcs
50 pcs

2. MIXING JAR
In transparent and white color

3. HEART SHAPED RHINESTONE HOLDER
Can be folded, in white color.

4. ROUNDED RHINESTONE HOLDER

5. RHINESTONE HOLDER
Seven squared

6. TRIANGLE TRAY FOR STORING MICRO BEADS AND PIXIES
Triangle tray for storing micro beads and Pixies with Crystal Nails logo. Useful tool to avoid mislaying the surplus of decorative materials during decoration. Beads can be easily poured back into the jar keeping the nail technician's table clean.

7. RECTANGULAR RHINESTONE HOLDER
With 12 trays.

8. RECTANGULAR RHINESTONE HOLDER
With 7 trays.


9. CLEAR JAR SET
For 30 pcs strays.
Decoration holder and presentation set.

10. JAR SET
With 12 strays, small.

11. RHINESTONE HOLDER
With 4 strays.

12. SCREW-IN JAR
With 4 strays

13. RHINESTONE HOLDER
28 pcs.





ELECTRONICS BY CRYSTAL NAILS



ELECTRONICS BY CRYSTAL NAILS

1. NEW! LEDEXTREME PARTY UV/LED LAMP

Unique development!

Our newest UV/LED lamp goes with some extras: we add a bluetooth speaker to this device for the lovers of music. Fascinate your customers - not just the excellent working capacity of this lamp, but with your favorite tracks as well!

Our aim was to make you and your guests happier. Parameters: 36 Watt; 21 UV/LED bulbs; motion sensor; magnetic mirror panel. It has an inner magnetic mirror which guarantees the equable curing of the materials.

2. NEW! LEDEXTREME+ UV/LED LAMP

This is an improved, renewed version of the popular LEDEXTREME UVLED Lamp. The lightweight, small-sized exterior hasn't changed. There are 33 pieces of optimally positioned UVLED light. It has equipped with push button and motion detected control as well. All nail materials can cure fast and secure because of the double light range and the power of 48W. The popular „Low HeatMode” function prevents the materials caused burn sensation. The magnetically mounted subframe mirror panel can be easily removed for easier maintenance. You can reach a new level of extra comfort and uniqueness for your guests and for your desk with the removable silicone tops. For professional use.

Timing: 10sec, 30sec, 60sec, 90sec „Low Heat” and an extra 120sec motion detected control Accessory: 1 piece of white silicone top and an adapter.



3. LEDEXPRESS+ UVLED LAMP

Easy to use, small sized, snow white , pearl colored UV/LED lamp with high power (36W) which hardens underneath it all types of material. Semi-circular shaped, open backed, feather-weighted lamp with high performance 18 pieces UV / LED bulbs. Optional with motion sensor or push button off and on. Perfect choice for beginners, students and professionals, too.

Timing: 30 seconds, 60 seconds (+ 100 seconds - motionsensing switch-on)

Accessories: AC Adapter

4. **XPRESS LED - 5 FINGER LAMP**
Practical, small, it cures classic materials faster due to its super strong LEDs – It cures CrystaLac in 30-60 seconds. The LEDs are positioned right above the nails. Even a bit more dense CrystaLac cures well thanks to the strong LED.

Timing: 30 seconds, 60 seconds

Accessories: AC adapter

5. ONE FINGER LED LAMP - HOME VERSION

Practical, small, one finger, strong LED lamp hardens CrystaLacs in 30-60 seconds. Useable by two ways:

- 1) Household power – the box contains the adapter.
 - 2) With 4 pencil batteries (the box doesn't contain them).
- Even though it's one finger, it can compete with the traditional 4 finger lamps, because its hardens faster.

Timing: 30mp, 60mp.

Accessories: AC Adapter



ELECTRONICS BY CRYSTAL NAILS

1. CPROFESSIONAL CRYSTAL UV LAMP M2.2 – IN PINK, BLACK AND ECRU

Exclusive exterior, available in pink and black. Comes with gum soles. Strong (4x9W), with air ventilation. With time switch, mirrors inside. With the digit display es buttons, it's easy to work with. There is enough room for feet too! Special plastic socket for UV bulbs - for the more secure working conditions. With reinforced cable socket.

Timing: from 60sec to 900sec (15min)

Accessories: 4pcs 9W UV tube (with plastic handling)



For professionals

2. TUNNEL LAMP H-M/1

4 double tubes (4x9W), time switch, mirror inside, air ventilation. Better design than the similar ones.

Timing: continous operation, 90 seconds, 120 seconds.

Accessories: 4pcs 9W UV tube (with plastic handling)



For professionals

3. UFO LAMP (HT1) – WITH NEW START BUTTON!

Double tube (2x9W) mirror inside, modern design. Has a big entry hole and a stronger transformer (lower temperature and voice). Push-button start.

Timing: 3 minutes and continuous operation.

Accessories: 2pcs 9W UV tube (with plastic handling)



CN tip:
Try it with
UFO UVLED
tube

4. EURO UV LAMP

double tubes (4x9W), time switch, mirror inside, air ventilation. Better design than the similar ones.

Timing: continous operation, 90 seconds, 120 seconds.

Accessories: 1pcs 9W UV tube (with plastic handling)



CN tip:
Try it with
Universal or
Magic
UVLED tube

All of our bulbs and tubes of our lamps goes with plastic holders and stronger cable holders to make it safer. Our lamps could be your long-time companion in your journey!

If the the Top Shine Gel wouldn't cure in 2min and it turns matte then the bulb/tube needs to be changed!

1. NEW! UNIVERSAL UV/LED TUBE

New curing accelerator, 9W UVLED tube with double wavelength range (365+405nm), specifically for four- and one-tube lamps. You can cure all types of materials in secure.

2. MAGIC BULB UV/LED TUBE

Illuminated in pink, very powerful pipes that bind to both UV and LED- related materials away. You can use 2 or 4 tubes in one lamp. If you use wo tubes, put it on the the top. If you use four of it, put it on the top and the sides, too. If someone has such a light that the tubes are not at right angles, it can be very handy with this product. It can be rotated in 270 degrees at the bottom of pipe socket so you can shoot at the right angle.

3. UFO UV/LED TUBE

Exclusively designed for UFO lamps, small 9W LED bulb. It emits such wavelength light that cures both materials that cure with UV and LED. We can save time with the usage of the lamp.

4. CRYSTAL UV TUBE - LONG


Long, curved, 9W powered UV tube for lamp with 1 and 4 tubes.

5. UFO UV TUBE - SHORT

Short, curved, 9W powered UV tube for UFO lamp.

6. DIGITAL TIMER

Stopper for UV lamps. Tweets when time is up.




ELECTRONICS BY CRYSTAL NAILS

1. XTREME DRILL 4 GRINDING MACHINE

Dental quality premium tool with 30,000 RPM. Due to its special axle, it is super strong and totally resonance free. The four bearings ensure the quiet and smooth work. Very reliable product. Long lifespan – durable components, precise assembly, the dust can not get inside thanks to its construction. Changing the drill bit takes just a few seconds. Forward, backward rotation, 0 - 30,000 adjustable RPM. (Sold without the drill bit shown on the picture).

2. XTREME DRILL 3 GRINDING MACHINE

Faster head, new design, same price. Premier drill made by a dental quality manufacturer. Improved rotation (20,000-30,000). Stronger, totally resonance free. Quiet at even the highest rotation. Long lifetime due to the durable components. Bit changing with one move. Comes with a foot pedal (carbide bit not included).



3. NEW! XTREME-S SMART E-FILE

Small, elegant and modern portable electric file with a waist attachment holder. 25,000 RPM, fast chuck, a vibration-free machine with digital display. Light 120g handpiece (the weight of the control unit is only 185g). Total charging time is approx. 2.5 hours, it can be used for 9 hours per charge.

Accessories:

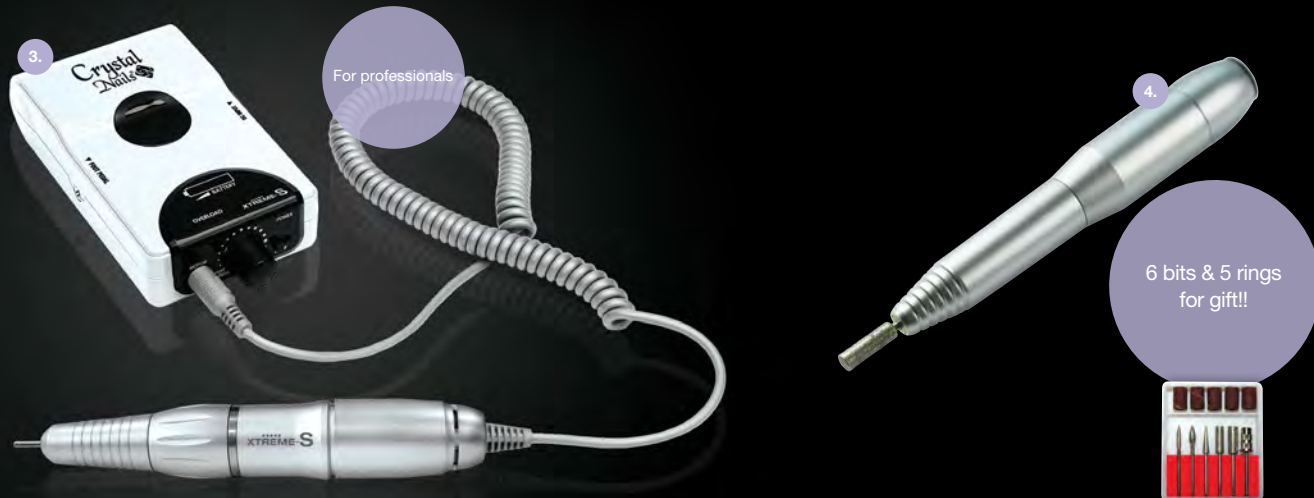
- Fast chuck
- Control unit
- Desk holder -> 2 in 1 – control unit and handpiece
- Waist attachment holder
- AC adapter

THE PEDAL CAN BE PURCHASED SEPARATELY.

4. TRAVEL DRILL GRINDING MACHINE

Super light head, optimal 15,000 rpm with no control.

Accessories: 6 bits and 5 heads, AC adapter



ELECTRONICS BY CRYSTAL NAILS


CERAMIC DRILL BITS AND HEADS

1. **CRYSTAL NAILS CERAMIC DRILLING BIT CYLINDER**
Extremely durable new development with parallel sidewalls. It has medium strength and size. Thanks to the rounded end it is very safe does not hurt the skin. Completely resonance and pain free. We can skip the hand filing in the shaping phase with it. Perfect for refill remove the gel and acrylic product from the nail surface. Does not heat up!
- Favourite of Szilvia Balázs for removal of gel polish!
2. **CRYSTAL NAILS CERAMIC DRILLING BIT CONE**
Extremely durable, big size, it came out in one of the most popular cone shape made of ceramic. You can remove any gel and acrylic product without causing any pain. Completely resonance free. Thanks to the perfect material and shape it does not get hot.
 3. **CERAMIC SURFACE CYLINDER BIT SOFT**
Bigger sized, parallel-sided with rounded top, stronger bit. In case of filling you can remove the material. Pain- and resonance-free usage. Due to the rounded top the usage is safe, will not hurt the skin. You can use for acrylic and gel nails as well. It does not get hot.
 4. **BIG CONE L BIT SOFT**
Big sized, cone shaped bit. Due to the rounded end the usage will be safer. Lengthwise striated. Pain- and resonance-free usage. You can use for acrylic and gel nails as well and it does not get hot.



CARBIDE DRILL BIT AND HEADS

5. **NEW! EASY REFILL CARBIDE HEAD**
Ideal for sculpting and filling gel, acrylic and acrylgel to filling he levels of cuticle area, the round head protects the skin from injuries. Ideal for remove strenghten gellac. Due to its ridging it's suitable for right and lefthanded people, too.
6. **CN CARBIDE DRILL BIT- BEVELED CYLINDER**
Carbide bit - with a unique cylinder shape, but with a beveled edge. You can remove the material faster, and from a bigger surface. Does not heat up. Remover bit for the removal of the products. Very effective. It makes your work faster than usual.
7. **CLASSIC CARBIDE BIT**
Cylindrical grooved long in one direction, strong, milling grinding head. With strong edge so it's recommended for experienced nail technicians. Easy to get any substances off with its improved engraving.
8. **SURFACE REFINER DRILL BIT**
Large parallel-sided grinding head with rounded top. Designed to interface leaves, so perfect for surface refining. Safely usage, not hurt the skin.



ACRYLIC, FOR REMOVAL AND REFILLING

- 9. **CARBIDE HEAD #1**
- 10. **CARBIDE HEAD #2**
- 11. **CARBIDE HEAD #3**

TITANIUM XTREME "BOWL" CONIC DRILL BITS

- 12. **SMALL- FOR TINY PLACES- S**
For the cleaning of the cuticle area, for the removal of the skin. It can't harm the skin. The dead skin can be easily removed with a leaned grip and low rpm.
- 13. **MEDIUM BIT - M**
Thinner, medium sized and the strongest bit. Because of its shape material removal is resonance free and painless. For both acrylic and gel. Because of the direction of the grooves it's recommended for right handed people.
- 14. **LARGE BIT - L**
Large conic drill bit. The most popular one, extra strong. Does not heat up. The material removal is resonance free and painless. Made in Germany.

ELECTRONICS BY CRYSTAL NAILS

CARBIDE BOWL BITS – CONVEX BITS

- 15. **BIG CONE L BIT SOFT**
Big sized, cone shaped bit. Due to the rounded end the usage will be safer. Lengthwise striated. Pain- and resonance- free usage. You can use for acrylic and gel nails as well and it does not get hot.
- 16. **SMALL BIT** – For preparing manicure, pedicure and artificial nails. Rhombus engraved, convex carbide bit.
- 17. **BIG BIT** – For refill, surface drilling.

DRILL BITS for preparing

- 18. **DIAMOND CONE – short**
- 20. **LONGER DIAMOND CONE**
- 19. **DIAMOND BIT**
- 21. **FRENCH SMILE LINE**



ELECTRONICS BY CRYSTAL NAILS

DIAMOND BIT AND RING KIT FOR PEDICURE

- 22. **SMALL AND BIG SPHERE**
- 23. **CONE**
- 24. **NARROW CONE**
- 25. **CYLINDER**
- 26. **LARGE CONE**
cooling on side
- 27. **LARGE CONE**
cooling on top

- 28. **DRILLING-RING SHAFT LOAD CARRYING RIVET**

- 29. **EMERY RINGS - 3 TYPES**
For the artificial nails shaping and removing. Renewed quality, reinforced, more durable emery rings, what available in fine, medium, rough version.

- 30. **RHINESTONE REMOVER DRILL BIT**
Easily remove rhinestones with this brand new drill bit! Gentle, won't damage the nail even if you use it on the entire nail surface.

- 31. **DRILL BIT CLEANER**
Mini drill bit cleaner with super strong bristles. Efficiently removes dust, skin, and material residue from drill bits.

- 32. **DRY MANICURE GRINDING HEAD SET**
The newest grinding set for dry manicure which contains 6 heads. With these grinding heads we can slow down the regrows. We can remove the last millimeters of adherent skin as far as the material can be pushed back to the skin fold.

The functions of the drill bits:


1. Natural polishing head: for the cleaning of the tiny cracks, for skin polishing
2. Small sphere: for deeper cleaning
3. Large sphere: for the removal of the thickened skin or calluses
4. Funnel-like cylinder: for the control-cleaning of the already prepared nail grooves
5. Thin cylinder: for the removal of the cuticle and the skin on the natural nails
6. Pointed cylinder: for the cleaning of the side grooves

- 33. **NEW! NEW BITS FOR DRY MANICURE SET – SMALL AND POINTED BIT**
With this bit you can access the nail folds easier and it removes the cuticles at low speeds.

- 34. **NEW BITS FOR DRY MANICURE SET – ELONGATED BIT**
Due to its special design it's easy to work with without causing harm. Recommended for clients with sensitive skin.

DIAMOND HEAD AND RIND SET SIZES

- 35. **BIG DIAMOND HEAD**
- 36. **6 PIECES KIT DIAMOND POWER PEDICURE**
milling heads - efficient machine tools for pedicures.



XTREME STRONG DUST COLLECTOR

With large capacity and suction, adjustable suction speed control, one hand use space-saving design. White-shiny plastic cover with cushioned hand-rest for the easier cleaning and maximum comfort.

Accessories: 2 pcs dust bag



XTREME STRONG DUST BAG

White, washable dust bag with elastic neck for the Xtreme Strong Dust Collectors.



ATTRACTIVE DUST COLLECTOR

High performance, effective, electrical dust extractor and hand rest in one. Attractive, comfortable surface. White textile leather coating, metal edges.



ATTRACTIVE DUST BAG

Developed for the Attractive Dust Collector. It can be washed. Color: white.



ELECTRONICS BY CRYSTAL NAILS

CRYSTAL DUST – DOUBLE STRONG TABLE DUST EXTRACTORS

UNIQUE CRYSTAL NAILS DESIGN

Manufactured in Europe, more effective, has a thicker dustbag. Real Crystal Nails quality and design. We give a 2 year warranty, in case of failure we immediately change them. Unique textile leather in really hot colorways: pink –white, and gold-white assymetrical. The hand of the client will always be above the extractor hole.

A. ASSIMETRIC: PINK, GOLD and SILVER

B. ASSIMETRIC: PINK



CRYSTAL DUST – TABLE DUST EXTRACTOR

2 AVAILABLE SIZE - LEATHER AND LACQUER

Effective electrical dust extractor and hand rest. Extracts the dust during saloworks, so it won't get into your lungs. Normal and mini edition. Available in normal and mini version.

LEATHER

LACQUER



1. GIGALED TABLE LAMP DESK LAMP
 Adjustable brightness - 25%, 50%, 75%, 100% light intensity settings - 24W lamp, thanks to a wide headlight it illuminates the whole work surface. „Power Memory” function (when power is switched off, the previously set brightness switches back on again). The head of the lamp can be twisted in 360 degrees laterally and in 180 degrees up and down. The neck can be twisted in 180 degrees. Can be attached to a table.

2. SMART LAMP LED TABLE LAMP
 Smart lamp. Characteristics:
 - LED light source - can be warm / cool color temperature (2700K, 5300)
 - Six gradual brightness control (3 hot and 3 cold)
 - Three point bend fixture
 - hinge, positioned head
 Accessories: adapter and mounting panel (for table top mounting)



3. TABLE LED LAMP - FOR LIGHTING
 Narrow design, flexible at the neck, modern design. Light the whole table evenly. You can fix it to the table, so it will stay steady. (It does not cure gel!).
 Energy saving LED technology!

4. XPRESS LIGHT MAGNIFYING DESK LED LAMP PERFECT FOR STAND
 Adjustable on three points, lightweight frame, snow white colored, magnifying desk lamp with bright LED lighting. Pivoting positioned head which can turn up and down in 180 degrees and rotate side to side in 360 degrees. With touch brightness controller: increase or decrease the brightness with pressing the switch longer. The lamp magnifies the things three times bigger, not distort.
 Accessories: AC adapter, clamping vise for fixing the table top and a wrench.



ELECTRONICS BY CRYSTAL NAILS

1. SUPER BRIGHTNESS – STRONG MAGNIFIER LAMP

More mobile, bendable at more points, slim, long table lamp. Good for sensitive eyes. Diopter: 3D.

2. MOBILE STAND WITH SHELVES

Practical rolling stand for your Crystal Nails tools, products. With 4 shelves. Developed for the Crystal Nails magnifier lamp that you can easily attach to it.

Total loadness: 6 kgs max / self.

3. NEW! MOBILE STAND TO GIGALED LAMP AVAILABLE FROM MAY!

It is our newest innovation for Giga LED lamp.

Try it with XPRESS LIGHT magnifier LED lamp as well. This elegant tool will be going to fit all the salons.



- 1. **DIGITAL PINK PARAFFIN MACHINE**
Digital adjustable temperature 2,5 litre paraffin machine. We can adapt the temperature required by our clients.
- 2. **PRO-WAX 100 PARAFFIN HEATER**
Compact wax heater machine with several stages.

- 3. **PURPLE PARAFFIN MACHINE**
Modern design and color (purplepink), 3 stages.
- 4. **PARAFFINS**
n 6 intense scents: jasmine, peach, tea tree, orange, levander, rose.
450g



CURE TIMES IN UV, LED AND UV/LED LAMPS

BASE AND TOP GELS**

	UV LAMP AND TUBE	LED LAMP AND TUBE	UV/LED LAMP AND TUBE
Base Gel	2-3 min	1-2 min	1-2 min
Builder Base Gel	2-3 min	1-2 min	1-2 min
Color Up! Base Gel	2-3 min	1-2 min	1-2 min
Cover Pink Base Gel	2-3 min	1-2 min	1-2 min
Cool Top Gel	2-3 min	1-2 min	1-2 min
Top Shine*	2-3 min	1-2 min	1-2 min
Xtreme Top Shine	2-3 min	1-2 min	1-2 min
Top Seal	2-3 min	1-2 min	1-2 min
Top Seal Light	2-3 min	1-2 min	1-2 min
Super Shine Optic*	2-3 min	1-2 min	1-2 min
ONE STEP CrystaLac 0*	2-3 min	1-2 min	1-2 min
CrystaLac Clear/Top 0	2-3 min	1-2 min	1-2 min
Cover Mani Gel	2-3 min	1-2 min	1-2 min
Easy Off Top	2-3 min	1-2 min	1-2 min
French Top Gel Clear	2-3 min	-	1-2 min
French Top Gel White	2-3 min	1-2 min	1-2 min
MattEver Matt Top Gel	2-3 min	1-2 min	1-2 min
Matt Top Gel	2-3 min	1-2 min	1-2 min
Mega White Film Gel*	2-3-4 min	1-2-3 min	1-2-3 min

COLOR GELS**

	UV LAMP AND TUBE	LED LAMP AND TUBE	UV/LED LAMP AND TUBE
Color Gel	2-3-4 min	1-2-3 min (Fly-Brill, Brilliant nem köt LED-ben)	1-2-3 min
Royal Gel*	2-3 min	1-2 min	1-2 min
Lace Gel	2-3 min	1-2 min	1-2 min
Art Gel	3-4 min	2-3 min	2-3 min
Baroque Gel	3-4 min	2-3 min	2-3 min
3D Gel	2-3 min	1-2 min	1-2 min
Giga Pigment Gel	2-3-4 min	2-3 min	2-3 min
Supernova Decoration Gel	2-3 min	-	1-2 min
Foil Gel	20 sec – 1 min	20 sec – 1 min	20 sec – 1 min
Stamping Color Gel	2-3 min	1-2 min	1-2 min

SOAK-OFF GELS**

	UV LAMP AND TUBE	LED LAMP AND TUBE	UV/LED LAMP AND TUBE
Compact Base Gel	2-3 min	1-2 min	1-2 min
Easy Off Hardener Gel	2-3 min	1-2 min	1-2 min
Easy Off French White	3-4 min	2-3 min	2-3 min
Cover Mani Gel	2-3 min	1-2 min	1-2 min
3 STEP CrystaLac	2-3 min	1-2 min	1-2 min
ChroMe CrystaLac	3-4 min	3-4 min	3-4 min
ChroMe Top*	2-3 min	1-2 min	1-2 min
Tiger Eye CrystaLac	2-3 min	1-2 min	1-2 min
Prismatic CrystaLac	3-4 min	3-4 min	3-4 min
Python CrystaLac	2-3 min	1-2 min	1-2 min
My Glow CrystaLac	2-3 min	1,5-2 min	1,5-2 min
Glassy CrystaLac	2-3 min	1-2 min	1-2 min
CoverPRO CrystaLac	2-3 min	1-2 min	1-2 min
NailArt CrystaLac	2-3-4 min	2-3 min	2-3 min
ONE STEP CrystaLac*	2-3 min	1-2 min	1-2 min
ONE STEP Easy CrystaLac*	3-4 min	2-3 min	2-3 min



*These products have dry surface after curing.

**Curing times depends on the capacity of UV-, LED, UV/LED lamps and tubes and the method of application of them. You should change the UV-, LED- and UV/LED tubes in every 6 months, or you will have curing problems.

CURE TIMES IN UV, LED AND UV/LED LAMPS



BUILDING GELS**

	LED LAMP AND TUBE	UV/LED LAMP AND TUBE
Xtreme Fusion Gel Clear*	1-2 min	2-3 min
Xtreme Fusion Gel Cover Pink*	1-2 min	2-3 min
Xtreme Fusion Gel Transparent Pink*	1-2 min	2-3 min
Xtreme Fusion Gel White*	1-2 min	2-3 min
Xtreme Fusion Gel Extra White*	2-3 min	4-5 min


Use UV/LED or LED lamp for AcrylGels to fasten your salon work!

*Curing time in UV lamp: 4-5 mins.





	UV LAMP AND TUBE	LED LAMP AND TUBE	UV/led LAMP AND TUBE
Gelly Cover Pink Gel	2-3 min	1-2 min	1-2 min
Cool Gel	2-3 min	1-2 min	1-2 min
Cool (Remove) Clear	2-3 min	1-2 min	1-2 min
Titanium Gel	2-3 min	1-2 min	1-2 min
Xtreme Clear	2-3 min	1-2 min	1-2 min
Gumi zselé	2-3 min	1-2 min	1-2 min
Builder Clear I.	2-3 min	-	1-2 min
Builder Clear II.	2-3 min	1-2 min	1-2 min
Xtreme Cover Pink	2-3 min	1-2 min	1-2 min
Cool (Remove) Cover Pink	2-3 min	1-2 min	1-2 min
Cover Pink	2-3 min	1-2 min	1-2 min
Cover Pink X	2-3 min	1-2 min	1-2 min
Rocky Cover HardGel	2-3 min	1-2 min	1-2 min
Rocky Cover LightGel	2-3 min	1-2 min	1-2 min
Cover Pink Diamond	2-3 min	1-2 min	1-2 min
Cover Pink Crystal	2-3 min	1-2 min	1-2 min
Cool (Remove) Cover Fill	2-3 min	1-2 min	1-2 min
Cover Refill Gel	2-3 min	1-2 min	1-2 min
Cover Refill Hard Gel	2-3 min	1-2 min	1-2 min
Cover Refill Hard Tan Gel	2-3 min	1-2 min	1-2 min
Cover Refill Hard Crystal Gel	3-4 min	2-3 min	2-3 min
Cool (Remove) White	2-3 min	1-2 min	1-2 min
Xtreme White	3-4 min	2-3 min	2-3 min
Builder Soft White	3-4 min	2-3 min	2-3 min
Builder White I.	3-4 min	2-3 min	2-3 min
Builder White II.	3-4 min	2-3 min	2-3 min
BabyBoomer-White Gel	2-3 min	1-2 min	1-2 min
Xtreme Pink	2-3 min	1-2 min	1-2 min
Pink Builder Hard Gel	2-3 min	-	1-2 min
Builder Pink I.	2-3 min	-	1-2 min
Builder Pink II.	2-3 min	-	1-2 min
Antifungal Pedi Gel	2-3 min	-	1-2 min
Galactic Builder Gel	2-3 min	1-2 min	1-2 min

TUBES MANUAL

Do you want to change the tubes into LED? We will help you!



...mainly for gel polishing...
...mainly for building nails....

iF	you have Tunnel lamp... 	4 pcs	2 pcs
	you have Crystal UV lamp... 	4 pcs	2 pcs
	you have Euro lamp... 	1 pcs	1 pcs
	you have UFO lamp...* 	2 pcs	2 pcs

...if you need LED tube!
*you need the special UFO LED tube, which cure every type of material!

HOW TO CHANGE THE BULBS? (TIPS FOR LAMP WITH 4 BULBS)

Combined use



Remark: option „A“ is recommended for LED tubes.

Remark: option „A“ is recommended for LED tubes.



Remark: option „C“ is not recommended for LED tubes if you use those materials which does not cure on LED. Option „C“ is recommended for UV/LED tubes.

NOT RECOMMENDED USE – mixed usage



Remark: Problems can occur with options „E“ and „F“.

Key:



LED or UV/LED tube



UV tube

How to check the uv bulbs?

It is important to check your favorite Crystal UV lamps regularly.

WHY IS IT IMPORTANT?

If the the bulbs are weak or if you are working with a lowpowered lamp, mistakes can occur or the results won't be durable: CrystaLac won't cure properly, get matte or rip off. Gels nails might cure well, but the result won't long-lasting.

HOW CAN YOU TEST IT?

YOU CAN TEST YOUR LAMP WITH TOP SHINE GEL: APPLY TOP SHINE GEL TO A CONVEX SURFACE
EG. A TIP. IF THE EDGES OF THE TIP ARE STICKY AFTER 2 MINS, THEN YOUR BULBS ARE WEAK.

WHAT SHOULD I KNOW ABOUT LED AND UV/LED TUBES AND LAMPS?
You should take these advises - even if you use combined lamp or the newest LED

or UV/LED lamps:

- some white or light products (CrystaLac, gels) and shine gels can yellowing in LED and UV/LED lamps during curing. This will disappear after 10 minutes when the material cools down.
- you should put the jars next to or behind the lamps (except the lamps with opened back) to avoid lighten the materials.
- you cannot cure some products in LED lamps (for example: Builder Clear I, Pink Builder Hard Gel, Builder Pink I., Builder Pink II., Antifungal Pedi Gel, and some color gels, like 200, 500 and 600, Supernova, Fly-Brill, Moonlight gels).
- these products like LED light (Tiger Eye, 3 STEP colors, WaterPro and ONE STEP CrystaLac.

IMPORTANT: Discover the curing times of your lamp, especially with Chromirror chrome pigment powders, Transfer foils and other, really dense non-cleansing decorative paint gels. Avoid curing the material too short time (leads to that the material separates from the nail) or curing the material too long time (leads to that the material can change its color or increase the fragility).

CN TIP: You should check continuously your LED and UV/LED tubes! The best method for this if you test a building gel before the first use, just for a few seconds (10-15 seconds should be enough to check the material). While use the LED tubes you should check monthly the tubes and the lamp. Important to know: always use heated tubes while testing.



ACCESSORIES



Crystal Nails®



Crystal Nails®

IDŐPONTKÁRTYA
KEDVENC MŰKÖRMÖSÖMHOZ

Crystal Nails®

IDŐPONTKÁRTYA
KEDVENC MŰKÖRMÖSÖMHOZ

POSTERS

Add a quality Crystal Nails poster to your salon wall! The demanding posters will be a worthy ornament for your salon!
 50x70 cm standard size
 Also in A3 size

48.




47.



46.



45.




44.



43.




42.



41.




40.



39.



37.



36.



30.



28.



25.





**WHITE&BLACK
APRON**

New, stylish Crystal Nails apron in white – black color with white Crystal Nails logo.



**PINK&BLACK
APRON**

Pink – black Crystal Nails apron with the ordinary Crystal Nails quality and design. New, very stylish formation with pink logo.



**HONEYSUCKLE
APRON**

The original Crystal Nails quality and design. In a popular honey suckle color with a white Crystal Nails logo.



**HONEYSUCKLE APRON
WITH RHINESTONE LOGO**

Apron in honeysuckle color with a shiny Crystal Nails logo made with rhinestone. Pretty and enviable wear.



**APRON WITH
RHINESTONE LOGO**

Due to its impregnated (water resistant) material, it protects the clothes underneath.

CRYSTAL FASHION

1. **CN PASS HOLDER**
2. **COLOR GEL CASE - WITH DRAWERS, TRANSPARENT**
You can store and systematize your favorite Royal Gel and color gels in this box. Four compartments! - 48 pcs-
3. **CN COOLER BAG**
Practical cooler bag, which keeps your favorite drink cool, even in the biggest heat.

 **Crystal Fashion**
couture salon's boutique



4. **GUEST PILLOW**
5. **CRYSTAL NAILS BIG DESIGN BAG**
Large shoulder bag with a unique CN design.
Size: 38,8x48,4x12,2 cm.



6. CRYSTAL FASHION LEATHER SUITCASES
 Stunning design which makes every women jealous of nail technicians. Rounded form, black snakeskin and cheetah textile cover Crystal Nails suitcases. Under the double zipped flip there is a practical shelf system designed especially for nail technicians. A Crystal Nails 2 in1 bag: outside it is fashion, inside it is profession.

7. METAL CASES
 Single - compartment Chrome framed cases with CN logo. Size: 24x18x12cm .

8. TRENDY BIG CASES WITH Cn LOGO
 The updated redesigned versions of the popular smoke-metal cosmetic cases with snakeskin pattern in dark-purple and pink colors. Massive strong metal frame, easy to clean inside.
 Size: 37x30x25cm

9. LARGE METAL CASES
 Cosmetic suitcases, stronger than usual metal frame. They can be divided into three separate parts: the upper part can be used as a no. Because of the wheels and telescopic handle it's ideal for travelling. It has more than enough place to store your tools.



The photos are illustrations.

ACCESSORIES

1. **TERRY FABRIC HAND REST WITH EMBROIDERED LOGO**
In pink and white colors.
2. **LEATHERETTE HAND REST**
Extra long, in creamy pink color.
3. **LEATHERETTE HAND REST**
Medium length, in creamy pink and black color.
4. **MINI LEATHER -DESIGN HAND REST**
Practical and pretty leather-like hand rest in two colors: pastel, purple and pearl-white. With embroidered Crystal Nails logo.



5. **CN COTTON TOWEL PINK**
100% cotton. Fine, soft material in pink color; naildust is hardly visible on this.
Size: 30x50cm
6. **COTTON TOWEL WHITE**
With embroidered logo, white.
Size: 30x50cm
7. **CN TOWEL WITH BANNISTER**
Salon and beach towel with unique molding, in white color.
50x100cm
8. **GLOVES**
Terry fabric, to keep warm hands..
9. **FEET GLOVES**
Terry fabric, to keep warm the feet.



ACCESSORIES

1. **PREMIUM DUST BRUSH**
Its compact, thick head removes the dust completely after filing. Gentle to the skin so it gives the client a pleasant feeling. Its ergonomic design makes it an easy-touse hand tool and allows four fingers to be dusted at the same time.
2. **DUST BRUSH**
Pink, with handle.
3. **DUST BRUSH**
With handle.
4. **MANICURE DUST REMOVER**
In pink color, perfect for use Sugar effect
5. **HALF MOON SHAPED DUST BRUSH**
Good dust collector and very handy.
6. **DUST BRUSH - SMALL**
7. **NEW! MAGIC BRUSH DUST BRUSH**
Double-sided nail brush that attracts dust, so the nail bed and its surroundings can be completely dusted. Its surface looks rough, but touching is fine, like a gentle massage. To remove nail powder (gel, acryl, AcrylGel) dust this brush is the most effective. The dust does not sit between the fibers, easy to clean with soapy water and disinfectant alcohol or with disinfectant spray.
8. **COMPRESSED AIR**
9. **LAC DRYER SPRAY**
10. **BRUSH CLEANER**
Lockable brush cleaner „tray” for cleaning acrylic brushes.
11. **DISINFECTANTION BOX**



ACCESSORIES

- 1. NEW! SALON PROTECTOR SHIELD**
Dust mask with antibacterial active ingredient. It is made of extra thin, flexible and clear plastic that can be easily removed from dust and other dirt. It has an anti-humidity coating and thanks to its design it can also be used with glasses. We recommend wearing it in an epidemic period!

The box contains 1 frame and 1 removable film.

- 2. DUST MASK**
- 3. 3M VALVULAR PROFESSIONAL MASK**
- 4. PROTECTOR GLASSES**
- 5. FINGER PROTECTOR**
- 6. MANICURE BOWL**


- 7. MIXING PALETTE**
Lockable, practical mixing palette with 12 separate metal washer. You can easily store and deliver the paints which you do not need every day after painting of a throwunused amount. The metal pads are magnetic, such disassembly and individually cleaned with ease. With Crystal Nails logo.
- 8. METAL UNDERLAY FOR MIXING PALETTE**
10pcs/package
- 9. MIXING BOWL**
For mixing, dosing color materials (eg.: acrylic paints).



- 1. **LONG COLOR DISPLAYS**
You can display your colors to the client, so she can choose according to her preference. Available in transparent and white.
- 2. **FAN DISPLAY**
The colors are easily changeable, you can try them on the client's finger. 23 pcs/display.
- 3. **FAN TIP DISPLAY, 120 PCS, NATURAL AND CLEAR**
Storage: 120 pcs tips.

- 4. **OVAL DISPLAYS**
In transparent or white color, oval
- 5. **WHITE MOPS TIP ON METAL RING, 50 PCS/PACKAGE**
Natural mops tip which easy to handle. It has a practical metal ring which bring together the tips.
- 6. **BLACK COLOR DISPLAY WITH METAL RING, 50 PCS/PACKAGE**
The black version of our 50 pcs display tips. Its advantage is that the nail technician do not have to paint the tips black prior to painting the designs. Makes the practice and presentation of some decorating techniques easier and faster. It's really easy to hold the tips by their handle and the practical metal ring keeps the finished tips together.

- 7. **NEW! CLEAR COLOR DISPLAY WITH METAL RING, 50PCS/PACKAGE**
The popular display is available in metal already.
- 8. **CRYSTAL NAILS COLOR DISPLAY RING**
Practical ring to display the color better. Just click it on the silver bottle. It makes the choice easier to your client and you can find the colors easier too.



ACCESSORIES

- 1. NEW! METAL PAINT PALETTE**
Its uniform surface makes it possible to mix several materials simultaneously (eg pigment powders with light gels, spray beads, etc.). Thanks to its metal surface, it is extremely easy and quick to clean. Size: 14,8x10 cm.

CN Tip: Use the Cleansing Fluid to get a completely clean surface!

- 2. NEW! RING MIXING PALETTE**
Product for mixing colors. Finger-lockable, easy to use for mixing in parallel with staining.

CN Tip: Use the Cleansing Fluid to get a completely clean surface!

- 3. PRACTICING HAND**
Life-like practical hands with a flexible holder. Rubber, vivid skin color, movable fingers. Can be fixed on a table.

- 4. PRACTICING HAND**
Life-like practical hands with a flexible holder. Rubber, vivid skin color, movable fingers. With holding pad.

- 5. PRACTICING FINGER**
1. plug in tip
2. sticky tip

- 6. CRYSTAL NAILS SILICONE PRACTICE PAD**
Two sided Silicone practice pad that is suitable for practicing sculpting, perfecting your lines and handmade patterns. Made with unique graphics. Easy to clean and also protects the table from getting dirty. Remove the uncured gel with a cleanser pad or fiber free towels saturated with cleanser. The cleaning is suggested with soapy warm water on the silicone part.
Size: 30x40 cm

- 7. LAMINATED PRACTICING SHEETS FOR BEGINNERS**
Practicing is easy with these reusable A/5 sized sheets. 2 sorts: square and nail bed extended square and nail bed extended almond and decoration patterns.




- 1. **NEW! ACRYLIC PORTFOLIO BOX**
Elegant, clean design with acrylic (hard plastic) storage box that makes the artwork even more exclusive.
Includes 33 small cards

- 2. **NEW! MAGNETIC TIP DISPLAY (5PCS)**
It works as a stand when making tips or the table can be decorated with the most successful works.

- 3. **NEW! MAGNETIC TIP DISPLAY (WHITE 5PCS)**
White console for Magnetic Tip Display to match the color scheme of the decorative tips.

- 4. **NEW! DRILL MACHINE HEAD HOLDER**
It is designed to hold 16 pieces of head, which makes it easy to transport and to store them on table and to disinfect them simultaneously.

- 5. **DRILL MACHINE HEAD HOLDER**
6 pcs. gold and transparent color



ACCESSORIES

1. **PUMP DISPENSER JAR**
You can store cleanser or polish remover in it, so its use is easier.
120ml –
2. **PUMP DISPENSER JAR**
You can store cleanser or polish remover in it, so its use is easier.
120ml –
180ml –
250ml –
3. **PUMP DISPENSER JAR**
You can store cleanser or polish remover in it, so its use is easier.
100ml –
4. **PUMP DISPENSER JAR - SQUARE**
You can store cleanser or polish remover in it, so its use is easier.
200ml –
5. **GLASS JAR WITH GLASS LID**
Transparent
6. **ACRYLIC JAR**
For liquid
7. **POLYGON GLASS BOWL**
8. **METAL LID**



**1. NEW! SCRIBBLE PEN
READY, STEADY, SCRATCH**
With our new scratch tool you can create your samples in new depths. Drop 2 different colors of 3 STEP or ONE STEP CrystalLac onto the concave surface of the device's pen and make some marble patterns in one motion.

2. DROPPER PIPETTE
For Acryl Remover and liquid.

3. ORANGE TREE STICK

4. RHINESTONE AND DECORATION REMOVER

5. RHINESTONE REMOV

6. BEAD REMOVER STICK

**7-8. PROFESSIONAL CUTICLE PUSHER AND
SCRAPER**
Gold and silve color, metal manicure.

9. NEW! TIPFIX PLASTICINE GLUE
Pre-cut fasteners for attaching decorative tips to brushes. There are 78 small cubes in one package. Multiple reusable, durable, temporary glue that thanks to its quality material keeps its shape even after UV / LED lightning.
50g –

10. BODY GLUE
For stones.
2ml –



ACCESSORIES


- 1. PRICE LIST**
No more hand-written lists with your prices! Put your price list to a clearly visible place where your clients can have more information in advance about the available services. Available in 3 versions. Size: A/4.

- 2. CRYSTAL NAILS HOURS SIGN, 3 TYPES**
Decorative HOURS sign with a blank section for your phone number. In 3 crystal styles. In size: A/4.

- 3. APPOINTMENT CARDS**
Appointment cards for your clients so they will not forget next time.

- 4. CRYSTAL NAILS NOTEBOOK**
Whatever comes to your mind, you do not have to use paper or postits. Beautiful, stylish bookie with nail photos of our Champions. It has 100 pages. One side of it is square lattice and the other side is smooth.

- 5. CRYSTAL NAILS GIFT CARD**
You can order the cards in different money value at the marketing department. *The beautiful gift box is for free in case of a PUMP dispenser jar - bigger order quantity.





FOOT AND BODY LOTION



FOOT AND BODY LOTION

NEW! MOISTURISING HAND, FOOT AND BODY LOTION

LEVENDULA (Lovely Lavender): This lavender fragrance skincare cream contains Jojobaoil, cocobutter and vitamins; with extracts of rosemary, nettle and lingonberry. A and E vitamin help the dry skin keep hydrated and young.

GRAPEFRUIT (Grapefruit Mania): This pink grapefruit fragrance skincare cream contains Jojobaoil, cocobutter and vitamins; with extracts of rosemary, nettle and grapefruit. Grapefruit is perfect against spots. It keeps skin hydrated and balanced.

PAPAYA (Tropical Touch): JPapaya fragrance skincare cream contains Jojobaoil, cocobutter and vitamins; with extracts of rosemary, nettle and papaya. Papaya contains lots of A and C Vitamins plus is full of papain. Papain has protease which helps of the renewal of the skin.

GUAVA (Nature Lover): : This „fresh-green” fragrance skincare cream contains Jojobaoil, cocobutter and vitamins; with extracts of rosemary, nettle and guava. Guavas originated from Central America. Since the 1950s, guavas – particularly the leaves – have been studied for their constituents, potential biological properties and history in folk medicine. This fruit contains about four times the amount of vitamin C as an orange.

BOURBON VANILIA (Milkshake Lotion): The popular MOISTURISING HAND, FOOT AND BODY LOTION cream in new vanilla fragrance! ÉSweet pampering for your skin! Our cream containing jojoba oil, cocoa butter, vitamins, nettle, rosemary and aloe vera extracts has a bourbon vanilla fragrance that will warm your heart.

STRAWBERRY LEMONADE (Strawberry Lemonade Lotion):

The popular MOISTURISING HAND, FOOT AND BODY LOTION cream in new strawberry-lemon fragrance! Do you like spring freshness? And the strawberry lemonade? Then you will love the new strawberry-lemon-flavored skin care cream that contains jojoba oil, cocoa butter, vitamins, nettle, rosemary and aloe vera extract.

30 ml –
250 ml –

Display (12 pcs 30ml cream) –



FOOT AND BODY LOTION

FOOT AND BODY LOTION



250ml



30ml



12pcs display
(3x4 different fragrance)



Crystal Nails®

TOP QUALITY MATERIALS – HUGE SELECTION

Excellent materials, wide range of products

Crystal Nails has around 400 kind of professional 1Step, 3Step, decor and effect gellac, approximately 450 kind of colour gel, 250 kind of acrylic powder, 250 of acrylic coloured powder and also we use lots of effects, shine, pigment, numerous tools with you can make your client satisfied.

We are participating in big exhibitions all around the world. With our professional stuff we always do innovations. Our International Champions we are creating, testing new products and we organizing new technique of education system,.For the Crystal Nails You and Your Clients are the most important!

Leader of innovations

Crystal Nails R&D department - American and Hungarian chemical engineer – is continuously working on improving our gel-lac, gels etc where you can not find anywhere else in the world. Our result is totally unique, revolutionary products (we have tested for months) like Acryl Gels (Xtreme Fusion Gel) none burning formula; solvable gel family, Cool (Remove) builder gels, Titanium gel, C-Curve holder nail forms, extreme files, brushes, best glues, gungel, gigapigmentated gels (aquarell gels) and powder , Chameleon (color-changer) gel, unique gellacs (3 STEP CrystaLac, superfast ONE STEP CrystaLac), different effect gellacs (chrome effect Chro°Me CrystaLac).

With CrystalNails you can always reborn!



*Crystal
Nails®* 