

Crystal Nails[®]

2019 SPRING / SUMMER



The trend color of the year 2019

CORAL



NEW! R140
Peachy Coral
Royal Gel



NEW! R141
Summer love
Royal Gel



NEW! 1S74
Red Coral
ONE STEP CrystaLac



NEW! 3S103
Golden Coral
3 STEP CrystaLac

Living Coral was chosen the color of the year in 2019 by Pantone International LLC.

Ninety-nine percent of women love and accept any tone of this color, and many of its shades attract the gaze and have an inspiring effect. Applying them with effect powders on the surface we can get a special result. Decorate them with Swarovski rhinestones or stickers. Enjoy the year with this joyful and creative color.



Contents

4

New! Babyboomer
White Builder Gel

6

New! Xtreme Fusion
AcrylGel Cover Pink

8

New! Compact Base
Gel Milky Rose

10

New! Aqualnk Crystal
Drops

12

New! 3 Step CrystaLac
Trend colors of 2019
spring/summer

14

New! Gold Candy
3 Step CrystaLac

16

New! One Step CrystaLac
Trend colors of 2019
spring/summer

18

New! Royal Gel
Trend colors of 2019
spring/summer

20

New! Stamping Gel
Trend colors of 2019
spring/summer

22

New! Gold Candy and MOST
WANTED! kits

24

Base and Cover Gels

26

Hydrating hand and body
lotions

27

Other Crystal
coming outs

34

NEW!



BABYBOOMER WHITE BUILDER GEL

NEW!

Available in 50 ml pack

BabyBoomer White Builder Gel

BUILDER GEL FOR BABYBOOMER TECHNIQUE

The so-called BabyBoomer technique enjoys great popularity among the guests. With BabyBoomer white gel you can build beautiful BabyBoomer nails. This is a **medium density, slightly translucent white builder gel**. Applying it in a thin layer is translucent, but applying it in a thicker layer it covers perfectly. It is not necessary to apply a transparent base coat if you use form because it cures perfectly. Suggested to use a softer brush to apply it: 6 Gel brush, Xtreme Gel brush or Nero Merlo II. brush.

Bending time in UV lamp 15-20 secs. in LED lamp 10-15 secs.

- 5ml –
- 15ml –
- 50ml – **NEW! Bigger and economic pack!**

Density ● ○ ○ ○ ○

FOR THE MOST
POPULAR TECHNIQUE
USE COVER REFILL GEL
FOR THE CUTICLE PART OF
THE NAIL



NEW!



BABYBOOMER WHITE BUILDER GEL



BABYBOOMER WHITE BUILDER GEL

The nails in the picture were made with Babyboomer White Builder Gel, Rosegold beads and Swarovski-rhinestones (Dóra Doviscsák).

NEW!



XTREME FUSION ACRYLGEL

NEW!

Available in 60gr pack!

Xtreme Fusion AcrylGel Cover Pink

New generation, non-heating, Xtreme dense, perfect shaping and easy to file hybrid AcrylGel builder gel. At sculpting, the controllability of the gel and the formability of the acrylic characterizes it. After curing, it will have the flexibility of gel combined with the strength of the acrylic. Can be filed easily after curing and cleansing.

The brand new tube packaging provides cleaner working conditions. Accurate dispensing: a sufficient amount of product is applied to the nail without any waste. Makes sculpting faster compared to gels and acrylics. No need for base gel. Only use it with Cleanser thus doesn't cause allergic reaction and doesn't have unpleasant odor.

Cover Pink: In the most popular Cover Pink color. If you would like to bend: **Firstly apply a very thin layer**, then cure it and bend. Do not bend the second layer which forms the C-curve. Cure time in UV/LED: 2-3 mins. , in LED : 1-2 mins. Bending time in UV/LED lamp or in LED lamp is 7-15 secs. but it depends on the strength of the lamp.

30gr -

60gr - NEW! Bigger and economic pack!



NEW!



XTREME FUSION ACRYLGEL



**XTREME FUSION
ACRYLGEL**

The nails in the picture were
made with Xtreme Fusion
AcrylGel Cover Pink and White .
(Dóra Pásztor).



NEW!



COMPACT BASE GEL

NEW! Compact Base Gel Milky Rose

**MOST DURABLE THAN EVER,
EXTRA STRONG ADHESION
BASE GEL AND NAIL
STRENGTHENING
SELF LEVELING :**
Its perfect self-leveling
feature creates a
flawless surface!

A new member of the Compact Base Gel nail strengthener and base gel family. Latte effect nails can be created in a step. Compact base gel is a soak-off, flexible and super dense nail strengthener gel in a convenient polish bottle with a brush cap. Despite its high density, it's easy to work with since it's self-leveling and creates a smooth surface. Features very strong adhesion thus perfect for a base layer. Enhances the durability of the nails as a nail strengthener but also could be used for creating the C-curve, fixing chipped nails or for sculpting nail extensions using a nail form. Cure time in UV: 2-3 min, in LED: 1-2 min.

4ml –
8ml –
13ml –

NEW! Bigger, economic pack in the popular Cover Pink color!

FASTER SALONWORK:
Base foundation, nail
strengthening or extension
or correction, C-curve
shaping in one step



NEW!



COMPACT BASE GEL



COMPACT BASE GEL

The nails in the picture were made with the NEW Compact Base Gel Milky Rose (Melinda Drozdik).

NEW!



AQUAINK CRYSTAL DROPS



NEW!

Aqualnk Crystal Drops decoration liquid

A new kind of decoration liquid that makes it possible to create fast, easy-to-learn and unique designs. It cures with air so it does not require UV or LED lamp. It can be dropped easily onto the nail surface, and also patterns can be drawn with a brush.

Available in 6 shades.

4ml –

User's guide:

The best basic color is white but other pastel or milky cover color can be used as a base as well (Milky Rose Compact Base Gel). The surface has to be completely matte and scratch free. Suggested brushes for the applicator: Phantom, Art Design, Aquarell. Liquids: Nail Prep, Acryl Remover, Cleanser.

Layer structure

- 1. design:** Color, Mattever, Aqualnk Crystal Drops, then cover it with top shine (creates a watercolor effect)
- 2. design:** Color, Cool Top Universal Gel, use a fine buffer to matte the surface, then use Aqualnk Crystal Drops, finally cover it with top shine
- 3. design:** Color, Cool Top Gel Universal, apply ChroMirror pigment powder, use a fine buffer to get a scratch free surface, then apply Aqualnk Crystal Drops to the surface, finally cover it with top shine.

CN TIP: Hold the brush flat while working with top shine.



Step by Step


FROM MÁRIA KONCSIK-KIRÁLY

- (1.) Sculpt square form with Gelly Cover Pink Builder Gel and file it as needed.
- (2.) Apply 3S78 3 STEP Crystalac in 2 layers, Cure each layer for 30 secs. in LED lamp
- (3.) Cover the nails with Cool Top Gel Universal and cure them for 1,5 mins in LED.
- (4.) After curing and buffing the nails, apply the NEW Aqualnk Crystal Drops (orange, red, purple).
- (5.) Dip the Phantom brush into Cleanser to wash back the dried ink and make the design blurry.
- (6.) After the design is dried, cover the nails with Cool Top Gel Universal (hold the brush flat), in 2 or maximum 3 moves, then cure the nails for 1,5-2 mins in LED lamp.



CN TIP:
Using acetone the patterns will be sharper, Using Nail Prep creates a blurry effect

CN TIP:
The best base color is white, but other pastel or milky cover color can be used (for instance: Milky Rose Compact Base Gel).



AQUAINK CRYSTAL DROPS
The nails on the picture were made with 3S78 3 Step CrystaLac, NEW Aqualnk Crystal Drops (Dóra Kesztyűs)



NEW!
AQUAINK CRYSTAL DROPS

Tips of Alexandra Méhész

NEW!



3 STEP CRYSTALAC

NEW!

3 STEP CrystaLac trend colors 2019 spring/summer

longlasting effect
for 3 weeks

Professional

LONGLASTING EFFECT AND WONDERFUL COLORS IN 3 STEP

All your guests will find a favourite color from the new wonderful spring CrystaLacs. We combined the extravagant neon shades with pastel colors. Try the new 3S96 Banana shake, 3S97 Tutti-frutti, 3S98 Blueberry cotton candy and the 3S99 Baby blue colors.

4ml –

8ml –



NEW!
3S96
Banana shake



NEW!
3S97
Tutti-frutti



NEW!
3S98
Blueberry cotton
candy



NEW!
3S99
Baby blue



NEW!



3 STEP CRYSTALAC



3STEP CRYSTALAC

The nails in the picture were made with the NEW 3S97 and 3S98 3 Step CrystaLacs, Art Gels, beads and Swarovski rhinestones (Dóra Kesztyűs)



3STEP CRYSTALAC

The nails in the picture were made with 3S98-3 Step CrystaLacó, 3S100 Gold Candy CrystaLac, Jewel Stickers (Dóra Kesztyűs).



NEW!



GOLD CANDY 3 STEP CRYSTALAC

NEW!

Gold Candy 3 STEP CrystaLac

LONGLASTING EFFECT AND WONDERFUL COLORS IN 3 STEP

With this new CrystaLac your nails will sparkle and shimmer. Available in four shades.


4ml -



NEW! 3S103 Golden corail



NEW! 3S102 Golden mallow



NEW! 3S101 Golden nude



NEW! 3S100 Golden ecru



GOLD CANDY 3STEP CRYSTALAC

The nails in the picture were made with the NEW 3S100 3 STEP CrystaLac and Compact Base Gel Cover Pink (Szilvia Balázsi).



GOLD CANDY 3STEP CRYSTALAC

The nails in the picture were made with 3S101 and 3S102 3 STEP CrystaLacs (Melinda Drozdik)

NEW!



GOLD CANDY 3 STEP CRYSTALAC

NEW!



ONE STEP CRYSTALAC

NEW!

ONE STEP CrystaLac

trend colors of 2019

spring/summer

FAST, NON-CLEANSING GEL POLISHING, VIVID COLORS

After the dark winter, the spring is finally here and the softer, fine colors have arrived. Refresh yourself with the new shades of One Step CrystaLacs. The spring mood is provided by the NEW 1S71 Cherry Blossom , 1S72 Peach Blossom , 1S73 Blueberry bunchberry and 1S74 Red Coral.

4ml -

8ml -



NEW
1S71
Cherry blossom



NEW
1S72
Peach blossom



NEW
1S73
Bloomy bunch-berry



NEW
1S74
Red corall



NEW!



ONE STEP CRYSTALAC



ONE STEP CRYSTALAC

The nails on the picture were made with the NEW 1S71 ONE STEP Crystalac, 3S103 3 STEP Crystalac, Elasticker (Dóra Doviscsák).



ONE STEP CRYSTALAC

The nails on the picture were made with the NEW 1S72 ONE STEP Crystalac, the NEW Jewel Sticker (Dóra Doviscsák).

NEW!



ROYAL GEL

NEW!

ROYAL GEL trend colors of 2019 spring/summer

Try the new colors in 3 ml pack! Limited edition!

It is impossible to choose a favourite color of the new spring shades of Royal Gel. Be glamorous and cool with the new R136 Rampant fuchsia, R137 Porcelain pink or the new R138 Pineapple sorbet and R139 Tibetan buckthorn. Be self-confident with the new R140 Fresh Coral and R141 Summer love.

4,5ml -



NEW!
R136
Rampant Fuchsia



NEW!
R137
Porcelain Pink



NEW!
R138
Pineapple sorbet



NEW!
R139
Tibetan buckthorn



NEW!
R140
Fresh Coarll



NEW!
R141
Summer Love



Step *by* Step

MELINDA DROZDIK

(1.) After I removed the cuticles from the nail plate, I prepare the natural nails with 180 Xtreme Green file. I use both the Acid-Free and the Acid Primer as well before I apply the Xtreme Butterfly form according to the gothic almond shape.

(2.) First I cover the nail surface with Clear Compact Base Gel, after that I create a base layer and extend the nail with Xtreme Clear Gel and cure it for 1 min in LED lamp.


(3.) Next, in one step I create the C-curve with building the nail bed higher and longer with Gelly Cover Pink Builder Gel. Cure time is 2 mins in LED lamp. After it's cured, I set the surface with a Cleanser Pad.

(4.) I reshape the smile-line with Blue Xtreme File 150, and file the surface with Blue Zebra File 150 maintaining the almond shape.

(5.) I cover the free edge with R137 Royal Gel. Cure time: 2 mins. I apply Acid-Free Primer sealing the edges. I mix CrhoMirror Superholo Pink Powder into Xtreme Clear and I fade it towards the free edge. Cure time: 30 secs in LED lamp.

(6.) I fill in the free edge area with Xtreme Clear. Cure time: 2mins in LED lamp. I shape the nail with Xtreme Green File 180, and finally, I apply no cleansing Cool Top Gel Universal.

1.



2.



3.



4.



5.



6.



NEW!



STAMPING GEL

NEW!

Stamping Gel Trend colors of 2019

spring/summer

Make your work easier with stamping color gels. Working with this Non-cleansing, highly pigmented stamping gels that cure in UV/LED lamp, you have unlimited time for working. Available 3 new spring/summer colors: neon pink, purple, red.

3ml –



NEW!
Neon Pink



NEW!
Purple



NEW!
Red

NEW! Stamping Plate

Take me to Paris

Take your clients to the city of love, Paris! Macarons, French bulldogs and jewelry patterns on the stamping plate.



NEW!



STAMPING GEL



STAMPING GEL

The nails in the picture were made with the NEW Neon Pink Stamping Gel and R136, R140 and R141 Royal Gel (Barbara Magyarosi).



STAMPING GEL

The nails in the picture were made with the NEW Red Stamping Gel and Take me to Paris Stamping Plate (Dóra Pásztor).



NEW!



GOLD CANDY AND MOST WANTED! KITS


NEW! MOST WANTED! BEST & TREND COLORS OF SPRING/SUMMER kits

The most popular colors of spring/summer in one kit!


- 1. **NEW! MOST WANTED!**
3STEP CrystaLac
kit




- 2. **NEW! MOST WANTED!**
ONE STEP CrystaLac
kit



- 3. **NEW! MOST WANTED!**
Color gel
kit



- 4. **NEW! MOST WANTED!**
Royal Gel
kit



NEW! GOLD CANDY 3 STEP CrystaLac kit

Sparkling and shimmering new Gold Candy CrystaLacs in one kit. These four shades will warm your clients' heart.

- 5. **NEW! GOLD CANDY**
3STEP CrystaLac
kit





NEW!
1.



NEW!
4.



NEW!
2.



NEW!
3.



NEW!
5.

NEW!



GOLD CANDY AND MOST WANTED! KITS

NEW!



UNIVERSAL AND CRYSTALAC BASE GELS

UNIVERSAL
BASE GELS



COMPACT BASE GEL
New generation of base gel
and nail strengthener

Soak-off, flexible and super dense nail strengthener gel, it's self-leveling and creates smooth surface. Despite its high density, it's easy to work with. Features very strong adhesion thus perfect for a base layer. Enhances the durability of the nail strengthener but also could be used for creating the C-curve, fixing chipped nails for sculpting nail extensions using nail forms.

Cure time in the UV lamp: 2-3 mins,
in LED: 1-2 mins.

4ml –
8ml –
*13ml –

* Only Clear and Cover
Pink is
available in 13ml.

**COVER LIGHTPINK
BASE GEL**
Colored base gel in
dusty pink shade

Uniquely developed, colored, flexible, easy to soak off, lighter shade of Cover Pink Base Gel. Like Cover Pink Base Gel, it's extremely easy to handle and spreads easily on the nail surface like Cover Pink Base Gel. In a lighter pink shade, less pigmented than Cover Pink Base Gel.

Cure time in the UV lamp: 2-3 mins,
in LED: 1-2 mins..

4ml –
8ml –

**COVER PINK
BASE GEL**
Colored base gel

Unique development! Colored, flexible, soak off base gel with good adhesion. Its color is identical with the most popular Cover Pink color. It is extremely easy to handle, it can be spread easily on the nail surface. A slightly sticky layer remains on the surface. Easy to soak off, the soak off time of a nail created with this: approx. 8 mins.

Cure time in the UV lamp: 2-3 mins,
in LED: 1-2 mins.

4ml –
8ml –

BASE GEL

Soak off, provides an extreme adhesion for 3 STEP CrystalLacs. Use it in a thin layer for the perfect adhesion and better soak off effect.

Cure time in the UV lamp: 2-3 mins,
in LED: 1-2 mins.

4ml –
8ml –
15ml –

**COLOR UP!
BASE GEL**
"Color tuning" under
3 STEP CrystalLac

Softer, white, flexible, strong adhesion base gel recommended especially under 3 STEP CrystalLac gel polish. Soaks off perfectly. Easy to handle. Use it in one thin layer. It is easy to apply with a soft brush. If applied under the 3 STEP CrystalLac it gives extra vibrancy to the applied colors.

Cure time in the UV lamp: 2-3 mins,
in LED: 1-2 mins.

4ml –
8ml –

BUILDER BASE GEL
The strongest
adhesion CN base gel

Incredible strength of adhesion, new development. Say goodbye to adhesion problems even in cases of the most problematic nails. Easy to apply, a bit more dense, the shorter brush makes your work more even. It could be used for CrystalLac, but the solubility will decrease, because of the stronger adhesion.

Cure time in the UV lamp: 2-3 mins,
in LED: 1-2 mins.

4ml –
15ml –

UNIVERSAL TOP GELS



EASY OFF TOP GEL

The final layer of 3 STEP CrystalLacs, soluble, flexible, durable and super shiny. By using this, CrystalLacs get a long-lasting shine. Use thinly for better solubility.

Cure time in the UV lamp: 2-3 mins,
in LED: 1-2 mins.

15ml –



MATTEVER MATT TOP GEL NON-CLEANSING, SOAK OFF MATTE TOP GEL

With this non-cleansing, soak off, flexible matte top gel you will be able to obtain a longer lasting matte effect than ever before. You can use it over gel polishes, hard gels and acrylic as well. Its non-cleansing property offers a new way to decorate/design with it. Cure it nail by nail.

Cure time in the UV lamp: 2-3 mins,
in LED: 1-2 mins.

4ml –
8ml –
13ml –



COOL TOP GEL UNIVERSAL Cleansing-free, soak-off super shine

Cleansing-free, soak-off super shine. Cleansing-free, soak-off, medium viscosity, transparent top gel that keeps its spectacular shine for weeks. Non-yellowing. Does not require cleansing after curing. Perfect for acrylic, gel nails, 3 Step, and One Step CrystalLacs. It does not give a blueish-purplish tint to darker shades.

Cure time in the UV lamp: 2-3 mins,
in LED: 1-2 mins.

4ml –
8ml –
13ml –

ONE STEP CRYSTALAC TOP GELS



SUPER SHINE OPTIC non-cleansing, soak-off super shine Non-cleansing, soak-off super shine

Non-cleansing, flexible, soak-off, clear shine gel with a brush. It has been developed to increase the durability and shine of the ONE STEP CrystalLacs. It has optical brightening effect, so it brightens the white and light colors, and makes the darker colors more vivid.

Cure time in the UV lamp: 2-3 mins,
in LED: 1-2 mins.

4ml –
8ml –
15ml –



O TOP ONE STEP Crystalac long lasting, flexible, soak off, non-cleansing shine for Crystalac!

You can add an even more durable cover shine on your ONE STEP CrystalLacs. It will not come off or get matte. It protects the fragile natural nails like a transparent, shiny shield for 2-3 weeks. You do not even have to buff the nails before the application, thanks to its strong adhesion. (We recommend the New Soft Touch Buffer that will not weaken the natural nail.)

Cure time in the UV lamp: 2-3 mins,
in LED: 1-2 mins.

3ml –
8ml –

3 STEP CRYSTALAC TOP GELS



CLEAR/TOP O CRYSTALAC

Sealing layer for 3 STEP CrystalLacs, soak-off, flexible, durable and super shiny! They give a long-lasting shine for the CrystalLacs. Apply thinly in order to reach better solubility!

CN tip:
Do not overture the 3 STEP CrystalLacs, so the top can adhere perfectly!

Cure time in the UV lamp: 2-3 mins,
in LED: 1-2 mins.

4ml –
8ml –
15ml –

*****BEST**of***
Crystal Nails

NEW!



UNIVERSAL AND CRYSTALAC TOP GELS

NEW!



HYDRATING HAND, FOOT AND BODY LOTION



NEW!

OUR POPULAR MOISTURISING HAND, FOOT AND BODY LOTION IN TWO NEW SCENTS

NEW! BOURBON VANILLA MILKSHAKE LOTION:

Sweet pampering to your skin! Our cream which contains jojoba oil, cocoa butter, vitamins, nettle, rosemary and aloe vera extracts has bourbon vanilla scent that will warm your heart.

NEW! STRAWBERRY LEMONADE LOTION:

Do you like the spring freshness? And strawberry lemonade? Here is our new **strawberry lemonade scented** skin care which contains **jojoba oil, cocoa butter, vitamins, nettle, rosemary and aloe vera** extracts.

30 ml –
250 ml –



NEW

Glam Selection

There are hundreds of different shapes and themes in a selection you can use well in the spring-summer months. If it does not fit the nail surface just bend them. If you glue it to Gem Glue Gel or Compact Base Gel you will get a lasting color and if you use a thin layer of top gel the result will be durable as well.



NEW!

Glam Selection 1 (Silver)



NEW!

Glam Selection 2 (Rosegold)



The NEW 1S71 ONE STEP Crystalac with the NEW Superholo Pink Chromirror, the decoration is the NEW Glam Selection Silver (Nails by Szilvia Balázsi).

NEW!



OTHER CRYSTAL COMING OUTS

NEW!



OTHER CRYSTAL COMING OUTS



NEW!

JEWEL STICKER

Shine like a gorgeous jewel. Our adored stickers were expanded with another 10 charming feminine variations. Self-adhesive, easy-to-use jewelry stickers that fit perfectly on the nail surface thanks to their thin and elastic material. It sticks properly to bright and dry surfaces. It is recommended to be covered by top gel.



The NEW R136 Royal Gel, The decoration is made with Jewel Sticker (nails by Drozdik Melinda).

NEW!

**CN TIP:
IT IS WORTH TO
COVER WITH
TOP
GEL**



NEW! CHROMIRROR PIGMENT PINK


CHROME PIGMENT POWDER

The Chromirror powders are unbeatable in nail art. The stunning shell effect has become an eternal fashion that now you can provide for your clients with pink glitter.

NEW! CHROMIRROR SUPERHOLO PINK

CHROME PIGMENT POWDER

Holo effect with awesome color combination! Super Holo Chromirror chrome pigment powders are cool and girly. The pink edition is on our doorstep.




R4 Royal Gel



R6 Royal Gel




R7 Royal Gel



NEW! ChroMirror
Pigment Pink
on R4 Royal Gel base




NEW! ChroMirror
Pigment Pink
on R6 Royal Gel base



NEW! ChroMirror
Pigment Pink
on R7 Royal Gel base



NEW! ChroMirror
SuperHolo Pink
on R4 Royal Gel base



NEW! ChroMirror
SuperHolo Pink
on R6 Royal Gel base



NEW! ChroMirror
SuperHolo Pink
on R7 Royal Gel base



CHROMIRROR SUPERHOLO PINK

NEW Compact Base Gel Milky Rose, Decoration: NEW Superholo Pink ChroMirror with chrome pigment powder and Glam Selection rosegold selection (nails by Melinda Drozdik).

NEW!



OTHER CRYSTAL COMING OUTS

NEW!



OTHER CRYSTAL COMING OUTS

NEW!

CRYSTAL FLAKE 5

Crystal Flake is now available in the color of the year. Intense, decorative flakes in shiny coral. Tap and rub the flakes to a quick-cured, non-cleansing surface. File the edge of the nails and use acid-free primer before finishing it with two layers of top shine,

CN tip: For the best result make sure to check the optimum curing times before the application.



CN TIP:
YOU CAN ALSO USE AS
BUILT-IN

NEW!



The NEW 1574 ONE STEP Crystalac with the NEW 35100 3 STEP Crystalac, Decoration: The NEW Crystal Flake 5 (nails by Dóra Pásztor).



3S97 and 3S98 3 Step Crystalac, Decoration: Crystal Flake 5 and Swarovski rhinestones (nails by Edina Sikari).



NEW!

NEW!

NEW! IRONX BUFFER 100/180

A new member of the IronX family with **4-5 times longer lifetime than conventional buffers**. The surface is water repellent - it can be 100% disinfected.

NEW! XTREME STAINLESS STEEL FILES

Excellent durability with super strong 80/120 grain, not just for natural nails. Try to file the edges of sculpted nails or to create a smile line. Thanks to their stainless steel material, their durability and lifetime is outstanding, you can easily disinfect them. These files can cope with both manicure, pedicure and nail art processes with their rounded tip and two types of grain.

Available in two sizes:

1.) Due to its length and graininess, it is recommended not only for manicure but also for nail works.

(2.) With a shorter file surface and rounded tip, it is an excellent choice for both pedicure and manicure.



OTHER CRYSTAL COMING OUTS

NEW!

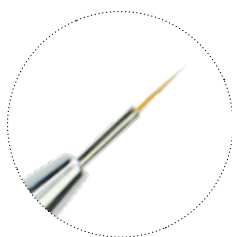


OTHER CRYSTAL COMING OUTS

NEW!

NEW! O MINI BRUSH

Synthetic brush. Its shortness allows it to be more stable with very thin contour lines. Easy to position. Good for curved and thin lines. Hair length: 3 mm.



NEW! LOOP BRUSH

Fine, soft-haired synthetic brush. For painting transitions (one movement shading). Especially for motifs that are more rounded (butterflies, flowers, leaves). It does not leave lines in the finish, but it can apply enough pressure. Perfect for shading and painting with gel. It can create beautiful curved patterns with either dese or soft paint.



NEW! O Mini Brush
(tips by Alexa Mész)



NEW! Loop Brush
(tips by Alexa Mész)



1. NEW! UNIVERSAL UV/LED BULB

New UV/LED bulb, 9W UVLED tube with double wavelength range (365+405nm), specifically for four- and one-tube lamps. You can cure all types of materials in seconds.

2. NEW! LEDEXTREME+ UV/LED LAMP

This is an improved, renewed version of the popular LEDEXTREME UVLED Lamp. The lightweight, small-sized exterior hasn't changed. There are 33 pieces of optimally positioned UVLED lights. It is equipped with a motion sensor and with a manual push button as well. All nail products can be cured fast and secure because of the double light range and the power of 48W power. The popular „Low HeatMode“ function prevents the products from crating burn sensation. The magnetically mounted subframe mirror panel can be quickly removed for easier maintenance. You can reach a new level of extra comfort and uniqueness for your clients and for your desk with the removable silicone tops. For professional use.

Timing: 10sec, 30sec, 60sec, 90sec „Low Heat“ and an extra 120sec motion detected control **Accessory:** 1 piece of white silicone top and an adapter.

3. NEW! RHINESTONE HOLDER

28 pieces for organizing.

4. NEW! FOR GIGALED LAMP ROLLING STAND

Practical lamp stand with heavy rolling base in white. It has been developed for the most popular Giga LED Lamp. You do not need to be stationary. Try it with the „XPRESS LIGHT with a magnifying glass LED.“ An elegantly designed retaining device that fits any salon. You can fix your favorite table lamp to this mobile accessory.



NEW!



OTHER CRYSTAL COMIN G OUTS