



Crystal Nails[®]
2021 Summer extra

This nail was made with the **Xtreme Superior Builder Gel Natural Pink**, **Art Gel Neon Pink** and **Baby pink** and **Confetti Top Gel** by Dóra Doviscsák.



The trend color of this summer is Tahiti Pink

The Tahiti Pink is a vivid, bold and playful pink shade, which can be your amazing accessories in this hot summer. It is exquisite match for every type of skin and hair color. It could be feminine and thrilling at the same time. Be adventurous and use the Tahiti Pink shades in the summer! Available in Royal Gel, Crystalac and Plasty Gel and other nail art products.

NEW! Plasty Gel Pink
SENS by Crystal Nails

NEW! 3S155 Cyclamen
3 STEP Crystalac

NEW! R177 Vibrant Fuchsia
Royal Gel

Different kind of novelties in
Tahiti Pink shades.

New! Xtreme Superior Builder Gel

New! Xtreme Superior Builder Gel Natural Pink

THIS IS THE NEW BRIGHTER AND MORE PINK SHADE OF OUR XTREME SUPERIOR GEL PRODUCT LINE.

Most of people like the contrast between the tanned skin and the light nail color. By using this shade of builder gel, it is easy to reach this contrast. In winter, the shade of this product could match the lighter and more fade skin. In case of growing off, it will not be seen too much, because of the color of the gel. It is recommended for those who don't like the brownly or purple-ish gels.

The Xtreme Superior Builder Gel product line of a builder gel family which can be perfect for the file-free technique. This Natural Pink shade has fine coverage and it can be used by itself or for creating french nails as well. We recommend to use a base gel underneath.

5ml

15ml

50ml



This nail was made with the new Xtreme Superior Builder Gel Natural Pink, Light Rose AB Noce Crystal and Rosegold Diva Glitters by Alexandra M  h  sz.

New!



Crystal Xtreme
SUPERIOR GEL
NATURAL PINK

Crystal Xtreme
SUPERIOR GEL
NATURAL PINK

New! Xtreme Superior
Builder Gel Natural Pink

New! 3 STEP CrystaLac and Confetti Top Gel

New! 3 STEP CrystaLac trend colors 2021 Summer

AMAZING COLORS IN 3 STEPS!

The amazing wild colors of the summer have arrived! They will be the favorite of your customers.

Be careful, the **3S153 Orange Cocktail** will seduce you with its exciting effect but if you prefer the pink shades, then the **3S154 Summer Melody** is for the right choice for you!

You should get the new **3S155 Cyclamen** because it could be your thrilling accessory for the summer. The new **3S156 Princess Pink** is for the true royalty which can charm you with the breathtaking sparkles.



New! Confetti Top Gel Matte Black

This is a non cleansing, soak-off and flexible matte top gel, with black glitters of mixed sizes and shapes in it. It can make easier to reach the splashing effect. You can cheer up any of your gel polish but the most exciting could be the light, pastel colors or neon shades to be a base layer for this. If your customer would like a shiny surface, you can just cover it with Cool Top Gel Universal or Cool Top Gel 4 Dark top gel.

CN Advise: In case of a high level usage, apply a layer of Mattever Top Gel.



NEW! Confetti Top Gel

New!

New! Confetti Top Gel



New! 3S153 Orange Cocktail



New! 3S156 Princess Pink



New! 3S154 Summer Melody



New! 3S155 Cyclamen



This nail was made with the new **3S153 Orange Cocktail**, **3S154 Summer Melody**, **3S155 Cyclamen**, **3S156 Princess Pink 3 Step CrystaLacs** and the new **Confetti Top Gel** by Dóra Pásztor.



New! ONE STEP CrystaLac

New! ONE STEP CrystaLac trend colors 2021 summer

THE NEW ONE STEP CRYSTALACS HAVE NEW SPECTACULAR PINK SHADES!

The perfect harmony of the new **1S102 Blooming Calla** and the **1S103 Fresh Magnolia** are creating feminine nails for your customers. The new **1S104 Summer Peony** and the **1S105 Silky Buttercup** will remind us to our favorite flowers.



This nail was made with the new **1S102 Blooming Calla**, **1S103 Fresh Magnolia**, **1S104 Summer Peony**, **1S105 Silky Buttercup One Step CrystaLacs** the decorations are Nova Crystals and nail stickers by Alexandra M  h  sz.

 Crystal Nails[®]

New!



NEW! 1S105
Silky Buttercup



NEW! 1S104
Summer Peony



NEW! 1S103
Fresh Magnolia



NEW! 1S102
Blooming Calla



New! Royal Gel

New! Royal Gel trend colors 2021 summer

NON-CLEANSING COLOR GELS IN ONE LAYER

The new shades of the Royal Gels have irresistibly fresh colors this summer. The new **R174 Tagetes**, **R175 Pink Hibiscus** are very playful and vivid colors. Those who love the hot summer shades will love the new **R176 Hawaiian Rose** and the **R177 Vibrant Fuchsia**.

*Try these new colors in a 3ml version for a limited time!

*3ml

4,5ml

NEW!



NEW! R174
Tagetes

NEW!



NEW! R175
Pink
Hibiscus

NEW!



NEW! R176
Hawaiian
Rose

NEW!




NEW! R177
Vibrant
Fuchsia



This nail was made with the new R174 Tagetes, R175 Pink Hibiscus, R176 Hawaiian Rose, R177 Vibrant Fuchsia Royal Gels, Coral AB Nova Crystals and mini beads by Roxána Sárközy-Eigner.

New!



NEW! R177
Vibrant Fuchsia

NEW! R175
Pink Hibiscus

NEW! R174
Tagetes

NEW! R176
Hawaiian Rose

New! Summer kits

New! Summer kits - 3 STEP, ONE STEP Crystalac and Royal Gel

The most popular summer trend colors in 1 kit. 4 summer collection in an excellent box which can be transformed to a display. Take out the jar and the crown piece from the boxes, lay the box down. Be this display be a jewelry of your workstation!

NEW! MALIBU SUNSET

3 STEP CrystaLac
kit 4x4ml / display



NEW!
3S153
Orange
Coctai

NEW!
3S154
Summer
Melody

NEW!
3S155
Cyclamen

NEW!
3S156
Princess
Pink



NEW! BABY PINK

ONE STEP CrystaLac
kit 4x4ml / display



NEW!
1S102
Blooming
Calla

NEW!
1S103
Fresh
Magnolia

NEW!
1S104
Summer
Peony

NEW!
1S105
Silky
Buttercup



NEW! MIAMI SUNRISE

Royal Gel kit
4x4,5ml / display



NEW! R174
Tagetes

NEW! R175
Pink
Hibiscus

NEW! R176
Hawaiian
Rose

NEW! R177
Vibrant
Fuchsia



New!

Crystal summer novelties

New! Glow pigment powders

The most popular pigment powders now in neonpastel shades. Vivid, but soft with strong coverage. It is perfect for the ombre and sugar effect techniques. At daylight and night, it has a luminescent effect. Dab it into a sticky surface, depends on what kind of decorations you want to prepare.




Pink at sunlight
Peach at night



Yellow at sunlight
Green at night



Orange at sunlight
Yellow at night



Green at sunlight
Blue at night




Coral at sunlight
Orange at night



Nail arts by Dóra Doviscsák

New! Nail stickers

In this season we give you a bigger sized stickers (12*7,5 cm and 10,3*8 cm) for you. Summer design, tropical mood and exotic trip is what can describe these patterns for best.



This nail was made with the new 1S103 Fresh Magnolia One Step CrystaLac, the new ChroMirror Pigment Powder Fine Aurora Sun, the Pink, Coral, Green shades of Glow Pigment Powder and Nova Crystal Light Rose AB by Edina Sikari.

This nail was made with the new 3S155 Cyclamen 3 Step CrystaLac and the new summer stickers by Nikolett Kovács.



New!


NOVA Crystals

NOVA
CRYSTALS

New! Nova Crystals

WE GIVE YOU 3 NEW SHADES THIS SUMMER: LIGHT ROSE AB, AQUAMARINE AB, CORAL AB

The Nova Crystal is a colorful glass rhinestone for nail art with popular summer shades among the nail techs. You can find 100 pcs of stones in an elegant black jar. Use a Tip Glue or a Gem Glue Gel (cure time: 2-3min for UV and 1-2min for LED) for the flat stones. In order to the surface could be remained smooth, file the surface a bit more flat, but be aware not to file the c-curve.






NEW! NOVA Crystals
Light Rose AB (100pcs)



NEW! NOVA Crystals
Aquamarine AB (100pcs)



NEW! NOVA Crystals
Coral AB (100pcs)



NOVA CRYSTALS

New!

NEW! NOVA Crystals
Aquamarine AB

NEW! NOVA Crystals
Light Rose AB

NEW! NOVA
Crystals Coral AB

This nail was made with the new R174 Tagetes, R175 Pink Hibiscus Royal Gels, the new Nova Crystals Light Rose AB, Aquamarine AB and the Coral AB by Dóra Doviscsák.

New!

Crystal summer novelties

New! Tin foils – Gold, Silver, Antique

Decorate your customers nails with our new super thin "smoke foils". We have 3 colors: gold, silver, antique. It was developed for very fine nail art or marble patterns. You can use this product 2 different ways, depends on what effect do you want to reach:

- If you would like to use it flat design, you don't need extra amount of clear material, it's enough to apply it on a smooth not fully or a fully cured surface of any gel or CrystaLac, cover it with Cool Top Gel Universal or Mattever Top Gel.
- In case of a 3D decor, use extra layer of gel and apply the previously wrinkled foil on the surface with a StickerUp Tweezer and cover it with Cool Top Gel Universal or Mattever Top Gel.



NEW!



New! Tin foils Gold

NEW!



New! Tin foils Silver

NEW!



New! Tin foils Antique

New! Brush Cleanser Gel 8 ml

Soft gel which was developed especially for cleaning the gel brushes. Due to the thin and watery consistency of the product, it could easily remove the pigments, glitters, sparkles and other contaminations from the hair of the brush. This practical pipette could help you with the easier dosage.

8ml



NEW!

New! ChroMirror Pigment Powders

The most popular ChroMirror Powders are here with more fine grains than ever! The usage is easy: apply (dab into) the powder into a non-cleansing approximately 80% cured surface, and with very fine movements, "massage" the powder on the surface. After this, file the edges of the nail and apply a layer of Acid Free Primer. Cover it with 2 layers of flexible top gel.



New! Fine Aurora (base of 3S78)



New! Fine Aurora (base of 3S12)



New! Fine Aurora Aqua (base of 3S78)



New! Fine Aurora Aqua (base of 3S12)



New! Fine Aurora Sun (base of 3S78)



New! Fine Aurora Sun (base of 3S12)



New! Ultra-holo (base of 3S78)



New! Ultra-holo (base of 3S12)



From July

New!

Crystal summer novelties



This nail was made with the R170 Sunset, the R171 Quince Roy and Aurora Glass Foil Set by Dóri Doviccsák.

New! Aurora Glass Foil Set

One of the biggest trend of this year's summer, the Aurora-effect glass foil kit, has arrived. Aurora glass foils are thinner, thus they rest better on the nail surface and are easier to handle and shape. The box contains 5 colors, two rolls of each color. The size of the rolls is 2.5x100cm. Glass foils are in an eye-catching box just like transfer foils, and you can use this box for organize your other nail art products after the foils have ran out. It is recommended to cut the foils into small pieces and build them into a layer of clear gel, then cover with another clear layer. After curing, carefully shape the nail with file if necessary, because it can be easily break the foil. It is recommended to apply it with a file-free technique.

CN advise: Cut the foils into pieces and store them that way. For special effects, cover it with Aurora ChroMirror or try the Mattever Matte Top Gel.



New! Limited!

Crystal nails cuticle oil 4ml

WATERMELON AND GRAPEFRUIT PINK

Our famous nail and skin care oils has 2 new scent: a fresh watermelon and the exotic grapefruit. These oils repair the skin after a manicure or building an artificial nail.



New! Travel EXTRA Nail Drill machine

New! Travel EXTRA Nail Drill machine

IT HAS 2 METALLIC COLOR: SILVER AND PINK.

It doesn't just small but smart as well. Due to its unique design the work with this product is not just comfortable, but effective too. It is perfect for removing CrystaLacs, for manicure and pedicure and for small corrections as well. We gave a multifunctioning controller to the adapter and it made the product more easy to handle. The transition between the RPM phases is very smooth, almost unnoticeable. You can change directions of the rotations (reverse/forward) and it is very easy to change the drill bits you need only one firm move for that (it has a chuck). It also has a control panel with a LED light. Due to its compact size, you can carry it anywhere with you. It was developed for medium level of working.

SPECS:

- **RPM:** max. 20 000 RPM
- **Power:** max. 24W
- **Chuck:** yes
- **Rotation settings:** yes
- **Speed setting:** yes
- **On/Off switch:** yes
- **Other extras:** control panel with LED light, sleep mode, 3 spot terminal for the power supply.
- **Accessories:** charge cable, hand piece holder, drill bit kit

Maximum
20.000RPM

Multifunctional controller

+ drill bit kit and
holder as a gift

from July

2 super color:
Silver, Pink

Multifunctional controller



NEW!

Pink

NEW!

Silver

GIFT





Pink Travel EXTRA

Silver Travel EXTRA

New!



12+1

Crystal Nails advise
for the summer



12+1 Crystal Nails advise for the summer

If the temperature would rise above 30 celsius, it is necessary to take care our skin, our eyes, we need to hydrate ourselves and of course we have to take care our Crystal Nails materials as well.



1 Some of our colored pigment powders are changing its colors due to the strong sunlight and UV light. Unfortunately if we're changing the ingredients, th colors wouldn't be so bright. If your customer is on the beach all day the vividness of the color of the nails will fade. If they come back with these kinda complaints, you can assure them, the products are not wrong, it's physics and chemistry. The best if you warn them about this when you're creating their nail.

2 **The Crystal Nails top gels contains UV filters and they protect the colors to fade less.**

3 **Use thicker base gels in summer (Compact Base Gel Plus, Sens Base Gel) because in the heat of the summer everything could be more soft.**

4 The builder gels have higher cure temperature in the summer and the could be inconvenient for some of your customers. Use materials made with low heat formula (e.g. Xtreme Superior Gels, Gelly Cover Pink Builder Gel, Cool Gel, Cool Remove Builder Gel). We recommend you to cure the nails with short periods (put the hands in the lamp for 3-5 seconds and the pull it out but the nails stay in the spread light. Repeat it for a few times until the customers can feel it is "safe" to put back their hands and the UV/LED light won't burn their nails).



5 If you use acrylic, use materials with slower cure time and make sure that the liquid has a normal, room temperature because if the liquid is warm it could cure too fast. The double-glazed bottle could keep the liquid in a low temperature. The acrylic cures faster in warm room with high humidity (e.g. hair salon), so try not to forget about these circumstances.

6 **We recommend you to use the thick Gelly Cover Pink Builder Gel or Rock Cover Light Gel for the nailbed extension and extra thick Pink Builder Gel for nailbed heightening.**

7 We recommend you to use Gelly Cover Pink Builder Gel: very easy to create the surface of the nail, it will not flow and it cures with much less heat. In special circumstances you can put the jar to the reffridgerator between 2 customers for about 10-10 minutes.

8 It could be a good idea to use Xtreme Fusion AcryGel or Sens AcryGel. You could shape it and work with it for as long as you like and the higher temperature will not bother you at all during your work. It will not flow, it will not cause burning feelings for your customers. These two product line could be a huge help both for gel or acrylic nail techs.

9 Keep your gel jars clean and closed! Watch out for the top edge of the jar because the gel can be cured by accident by UV light of the sun. The best thing you can do is keep your jars in a drawer or a cupboard. If this problem would be permanent, it's better if you apply UV filtered sticker on your windows.

10 Use Spray Prep more often because of the dehydrating effect. In this way the form will be more stiff too, even in the most sweaty hands as well.

11 The materials softer in the heat so make sure that the gels or the gel polishes don't flow to the lateral nail fold. We recommend you to make the C-curve in two layers in order to stay in their place for sure.

12 Do not keep your gels in the fridge too long because it could be stiff and you could not work with it for a while. Try to find a place in your salon where the temperature is not too high and not too low either. If you must, you could put it in the fridge, but make sure you take it out after 5-10 minutes.



+1

In the summer both the customers and the nail technicians go on the vacation so it could happen that your customer will come back to you later than the usual. Use the Compact Base Gel or Compact Base Gel Plus under gellac or any gel because this material provides you longer cohesive hold so your customer could „survive“ an extra few days.

