




Crystal
Nails® 

240 

Competition victory
in the world!



For devoted nail technicians.

 This nail was made with the **Xtreme Superior Cover Pink Gel** by Alexandra Méhész. For decoration she used the **3S22, 3S39, 3S128, 3S132 3 Step CrystaLacs** and **Glam Glitters #2**. The technique was gel polish painting and the tools was **OmbrePro, Phantom, Loop** and **0 Mini brushes**.

Crystal
Nails® 

Crystal
Nails®

ACRYLGELS



CRYSTAL NAILS XTREME FUSION ACRYLGEL ACRYLGELS

THE UNIQUE ACRYLGEL IS A MEMBER OF OUR 'XTREME' PRODUCT LINE, WITH EASY AND TIMELESS FORMABILITY

New generation, non-heating, Xtreme dense, perfect shaping and easy to file hybrid AcrylGel builder gel. During the sculpting, the controllability of the gel and the formability of the acrylic is almost characteristic. After curing, it will have the same flexibility of gel combined with the same strength of the acrylic. It can be filed easily after curing and cleansing.

The tube packaging provides cleaner working conditions. Accurate dispensing: a sufficient amount of the product is applied to the nail without any waste. Makes the sculpting faster compared to gels or acrylics. There's no need for base gel: use it with only cleanser. Extremely easy to file: the work with this material is fast and sparing for the customer and the technician as well.

Recommended files: Xtreme 180/180 Green File, Classic 150/150 (Blue) Zebra File or the IronX 150/180 file.

It doesn't even lifting on the nails with cohesion problem, neither at sculpted nor the refilled nails. It can be combined with any other builder product line of Crystal Nails.

Recommended top gel: Cool Top Gel Universal.

The application of this material is recommended with softer brush: Nero Merlo I., CoverPRO Brush, Xtreme Acrylic brush, or any other natural (non-artificial), round formed brush.

Cure time UV: 4-5 min

30g –
60g – Clear and Cover Pink colors!

CN advise:
when you use
the Extra White,
make a base-layer
first with a Clear
acrygel, in order to
cure properly.

Cn advise:
use uvled or
led lamp for the
acrygels for the
faster salon work.

When you use
the Extra White,
make a base-layer
first with a Clear
acrygel, in order to
cure properly.




Shimmer Latte



Cover Pink



Extra White



Clear



White



Transparent Pink

In six colors: the most popular Cover Pink, the sparkling Shimmer Latte, brilliant Extra White, the transparent Clear, the perfect White which is perfect for Baby Boomer, and the gorgeous Transparent Pink for warmer shades.

Thickness ●●●●●+

XTREME FUSION ACRYLGEL INTRO KIT (3X3,5GR) –

We made a trial kit with the AcrylGels so you can try it. The AcrylGel doesn't burn while curing, thick, it has extremely good shaping attributes and you can file it easily. When you sculpting, the flexibility of the gel and the manageability of the acrylic are merging. After curing, it has to be cleansed and after that you can shape it easily with files.

The kit contains: Xtreme Fusion AcrylGel Clear - 3,5gr, Xtreme Fusion AcrylGel Cover Pink - 3,5gr, Xtreme Fusion AcrylGel White - 3,5gr



TUBE SQUEEZER FOR XTREME FUSION ACRYLGEL

We made this product for easier and faster salon work. Rollers made of aluminium so it is durable and long lasting. Suggested for Xtreme Fusion AcrylGel. Using the squeezer prevents bubbling the gel after squeezing it out.



You can find the
Xtreme Fusion Tips
on page: 110.

Crystal
Nails®

BUILDER GELS




CLEAR BUILDER GELS

XTREME SUPERIOR CLEAR GEL

NEW GENERATION OF BUILDER GELS,
EVEN FOR NO FILING TECHNIQUE

A new generation of builder gels with a nice purplish tone which cures at lower temperatures due to its low heat generation formula. An easy-to-use crystal-clear Xtreme builder gel that provides fast work with its medium-density. Super-strong, flexible and still easy to file. It can be used as a builder gel for short and long nails as well.


Curving time		Cure time		Thickness ●●●●●
UV	LED	UV	LED	
20-25sec	8-10sec	2-3 min	1-2 min	 5ml – 15ml – 50ml –



XTREME CLEAR

TRANSPARENT, THICK, ULTRA STRONG BUILDER GEL

Top quality, dense, non-yellowing, purplish (UV filter and color brightening effect), hard, clear builder gel. It is the strongest Crystal builder gel, so it can be pinched and shaped very well. Extremely shiny and the cohesion is very good too. Perfect for extreme shapes and pinching. Can be used for the creation of both short and long nails. It cures fast because of a special accelerator material in it. It might cause burning sensation, so cure the nails fractionally: first 5 secs, then take the clients hand from the lamp for 5 secs, then cure it for 10 secs, then you can pinch it. This way it will not cause burning. Apply it with a firmer brush: Firm Gel or Nero Merlo III. brush.


Curving time		Cure time		Thickness ●●●●●
UV	LED	UV	LED	
10-15sec	5-8sec	2-3 min	1-2 min	 5ml – 15ml – 50ml –



TITANIUM

TRANSPARENT, MEDIUM THICKNESS, SPECIAL XTREME BUILDER GEL

Medium thick, blue-ish (in the jar), clear builder gel, with special consistency. Thanks for a secret ingredient, the material keeps itself together, does not flow around. It is very easy to spread it on the surface, but it keeps the sculpted shape very well, which permits a quick and precise work. Ensures maximal control, which is an essential tool of the quality work and with this builder gel you can easily make a C-curve. It can be used for the creation of both short and long nails. We also suggest it for the beginners. Apply it with a softer brush: 6 Gel brush, Xtreme Gel brush, Nero Merlo II. brush.

Unique formula, special ingredients. Building c-curve in a minute.	Curving time		Cure time		Thickness ●●●●●
	UV	LED	UV	LED	
	40-50sec	15-20sec	2-3 min	1-2 min	 5ml – 15ml – 50ml –




CLEAR BUILDER GELS

COOL GEL

CRYSTAL CLEAR, XTREME BUILDER GEL WITH REDUCED HEAT GENERATOR FORMULA

New Generation of the builder gels, developed for the nail technicians and salon work. This gel has a low heat formula and it's curing in lower heat. Super strong, flexible and easy to file. For short and for long nails as well.

Recommended brushes: Gel Brush 6, Xtreme Gel Brush, Nero Merlo II. Brush


Curving time		Cure time		Thickness ●●●●●
UV	LED	UV	LED	
20-25sec	8-10sec	2-3 min	1-2 min	 5ml – 15ml – 50ml –



BUILDER CLEAR II.

TRANSPARENT, SOFT BUILDER GEL, CRYSTAL-CLEAR BUILDER GEL

Soft, crystal-clear builder gel. It can be used for decorating the surface and making any other decorations. Recommended for natural length nail. It cannot be curved. For this soft gel we recommend that you use softer brush: Xtreme Gel brush, Gel brush 6, or Nero Merlo II. brush.

Curving time	Cure time		Thickness ●●●●●
It is not possible to curve.	UV	LED	
	2-3 min	1-2 min	 5ml – 15ml – 50ml –




COOL (REMOVE) BUILDER GEL CLEAR

THE ONLY SOAK OFF GEL WITH LOW HEATING FORMULA, FLEXIBLE BUILDER GEL

Medium soft, transparent, flexible builder gel with optical brightener. The consistency of this gel assures for you less working time. Self leveling and easy to handle. Thanks for the flexibility, it doesn't break, the cohesion is excellent.

Recommended brushes: Gel 6 brush, Xtreme Gel brush, Nero Merlo II. brush.

Curving time		Cure time		Thickness ●●●●●
UV	LED	UV	LED	
20-25sec	10-15sec	2-3 min	1-2 min	 5ml – 15ml – 50ml –

After you removed most of the fake nail with e-file, you can easily soak off the nail which was built with Cool (Remove) Builder Gel.



non-burning, cool formula
easily soak-off
durable, flexible

CLEAR BUILDER GELS

GUM GEL

Medium soft, clear builder gel with a soft bluish shade. Extremely flexible, formable gel. Easy to shape and file. It can be applied in the salon work perfectly. Very easy to handle. Because of its strong adhesion, apply it under any builder gel as a base at problematic clients. Moves together with the natural nail plate, that is why it won't lift and break. Because of the flexibility of the product, we recommend to use it for the sculpting of nails with minimal length. Apply it with a softer brush: Xtreme Gel brush, 6 Gel or Nero Merlo II. brush.


Cure time		Thickness ● ● ● ● ●  5ml – 15ml – 50ml –
UV	LED	
2-3 min	1-2 min	



BUILDER CLEAR I. CLEAR, THICK BUILDER GEL

Medium thick builder gel, due to its ice-blue color, it has color brightening effect. It has gelatinous consistency in the jar, very dense builder gel, but becomes softer from the heat of the hand, it will be easier to handle this way. We recommend for natural nail length. It cannot be curved. Recommended brushes: Xtreme Gel brush, 6 Gel brush or Nero Merlo II.

Curving time	Cure time		Thickness ● ● ● ● ● 5ml – 15ml – 50ml –
	UV	LED	
It is not possible to curve.	2-3 min	It doesn't cure	




 This nail was made with the Xtreme Superior Gel and Highlight Gel by Virág Halász

TRANSPARENT PINK BUILDER GELS

NEW! XTREME SUPERIOR GEL COVER PINK BUILDER GEL FOR NO FILING TECHNIQUE AS WELL

This is the new, Cover Pink shade of our Xtreme Superior Gel. This is the new generation of the builder gels, which is a perfect choice for file-free technique. The cover pink is a natural cover color, which could be used for its own or for a french nail. For the proper cohesion, use a base gel before. It can be used for a refill as any refill material could but the coverage is stronger.


Curving time		Cure time		Thickness ●●●●●●
UV	LED	UV	LED	
20-25sec	8-10sec	2-3 min	1-2 min	 5ml – 15ml – 50ml –



XTREME PINK FIBERGLASS BUILDER GEL

Transparent, medium thick, milky pink builder gel. This is the strongest pink builder gel in our repertoire. Easy to handle. Use for higher the nail bed or for sculpting a whole nail! Removes the color imperfections of the nail bed. It contains fiberglass, which makes the nails extra strong. Because of an accelerator component, it cures faster. During the curing process the gel could be hot, so cure the nails in sections: first 5 secs, then take the clients hand from the lamp for 5 secs, then cure it for 10 secs, then you can curve it. This way it won't cause burning sensation. Apply it with a harder brush: Firm Gel or Nero Merlo III. brush.

In basic attributes, it is similar to the Xtreme Clear: it can be curved perfectly.

Curving time		Cure time		Thickness ●●●●●●
UV	LED	UV	LED	
20-25sec	8-10sec	2-3 min	1-2 min	 5ml – 15ml – 50ml –



BUILDER PINK II. SLIGHTLY COVERING PINK BUILDER GEL

Thick, transparent, milky peach strong buider gel. Covers the smaller nail imperfections if it used by its own. The heat of the nail makes this product a bit softer, so it can be more easy-to-handle. Use it for nail bed enhancement and for the filing technique of the smile line. Apply it with a soft brush: 6 Gel brush, Xtreme Gel or Nero Merlo II. brush.

Curving time		Cure time		Thickness ●●●●●●
UV	LED	UV	LED	
It is not possible to curve.		2-3 min	It doesn't cure	 5ml – 15ml – 50ml –



TRANSPARENT PINK BUILDER GELS

ANTIFUNGAL PEDI GEL BUILDER GEL

Builder gel for nail correction, or replacement of nails. Soft, light peachy pink, almost clear gel. Use it for the creation of short natural-effect nails especially on feet.

Pedi technician's favorite.

Cure time

UV	LED
2-3 min	1-2 min

Thickness ●●●●●



5ml –
15ml –



GELLY COVER PINK BUILDER GEL NEW CATEGORY BETWEEN THE COVER REFILL AND THE XTREME FUSION PRODUCT FAMILY

Cover gel what provides a perfect coverage. It can be applied on the whole nail or for the nail bed extension. The material is perfectly homogen so the nails won't be mottled or transparent. In one step you can make the heightening and nail bed extension. Thanks to it's new „pudding” texture the material stays where we put (not selfleveling) and easy to apply because it's not runny. The desired form/curve can be made easily. This gel is the perfect choice for making high smile line wall thanks to its shape holding feature. At refilling or sculpting process we can put on the material all the five fingers so we can save time. Thanks to its perfect adhesion it wont be airy under the nails. Not so flexible but it is stronger and does not break. We recommend you to use the Gelly Brush for this gel.

If you would like to cure it, create a base layer with a clear gel, because it is not possible to cure it on its own.

Thanks to it's new „pudding” texture

Cure time

UV	LED
2-3 min	1-2 min

Thickness ●●●●●



5ml –
15ml –
50ml –



MILKY ROSE BUILDER GEL MODERATLY THICK BUILDER GEL

Light Pink shade and it has a similar ability to cover like the Cover Refill Gel. Unique shade of pink builder gels what we can use in every phase of salon work: building the whole nail, filling up, even for the babyboomer. Because of the amount of the pigments, it can cure in a thicker layer. Use a base gel for proper cohesion, e.g. Compact base gel. Cure this periodically to avoid the too much heat. For curving, build a clear base because this gel cannot be curved.

CN advise: Use the Low heat mode on LEExtreme lamp to avoid the massive heat!

Curving time

Create a base layer with clear material because this product could not be curved by its own.

Cure time

UV	LED
2-3 min	1-2 min

Thickness ●●●●●



5ml –
15ml –
50ml –



COVER REFILL GELS

BUILDER GELS

Builder gel with natural effect and optimal coverage developed for refillings. It is a slightly covering Cover Pink, the color of this product is identical with the most popular Cover gel. In case of nails with nail bed extension the regrowth area can be filled in full thickness. With less pigments, that's why even if you use in full height, it will look like as a regular nail bed extension gel worked towards the root of the nail, nicely mashed. The work is faster with it, as the Cover Pink and the Clear material can be replaced at the same time (2 in 1): due to its pigment content, the color of the nail bed will be even, it can be used for nail bed enhancement.

Recommended brushes: 6 Gel brush, Xtreme Gel or Nero Merlo II. brush. Use it with base gel for the proper cohesion (e.g. Compact Base Gel).

They're not so pigmented so when you sculpting or filling a nail, it will look like if it would be a regular nailbed extension, meanwhile we could create a smile line with a perfect coverage. The filling process is faster because it can be used for clear and cover pink as well. Also, it can be used for babyboomer technique too.

Curving time		Cure time	
UV	LED	UV	LED
30-35sec	20-25sec	2-3 min	1-2 min

COVER REFILL HARD GEL

More dense version of the Cover Refill Gel. The color of those two is very similar to each other: beautiful pinky shade.

COVER REFILL HARD TAN GEL

Warmer version of the bestseller Cover Refill Hard builder gel, for browner skin tone.

COVER REFILL HARD CRYSTAL GEL

Wonderful gel for nail bed extension with pearly shade which contains ice-crystals.

COVER REFILL GEL

Medium thick builder gel. It is similar to the bestseller Cover gel.



Thickness ●●●●●●●●



5ml –
15ml –
50ml –

Thickness ●●●●●●●●



5ml –
15ml –
50ml –

Thickness ●●●●●●●●



5ml –
15ml –

Thickness ●●●●●●●●



5ml –
15ml –
50ml –

NAILBED COLORED (COVER) BUILDER GELS

ROCKY COVER LIGHTGEL NAIL BED EXTENSION GEL

Gel with medium warm, natural shade of pink color, for nail bed extension. The most popular Cover Pink color. Thanks for the self-leveling attribute, it is very easy to spread. It's not messy, doesn't flow around, and because of that, it is very easy to make a smile-line with that. The easy-to-handle Cover Pink which can cures even if you apply it a thicker layer.

Recommended brushes: Gel Brush 6, Xtreme Gel Brush or Nero Merlo II. brush.



Cure time			Thickness ●●●●●●	5ml – 15ml –
UV 2-3 min	LED 1-2 min			


COVER PINK NAIL BED EXTENSION GEL


Nail bed extension gel with natural color and it perfectly covers the nail. The color of this gel is almost the perfect match for most of the clients. Easy to use, softer type of gel.

This gel has a softer consistency, easy-to-handle, easy-to-work-with. With this gel, you can easily make the perfect color-transition in the cuticle-area and it has a perfect coverage near the smile-line.

Apply it with a softer brush: Gel brush 6, Xtreme Gel brush or Nero Merlo II. brush.



Most popular cover shade.	Cure time			Thickness ●●●●●●	5ml – 15ml – 50ml –
	UV 2-3 min	LED 1-2 min			



 This nail was made with Titanium Gel, Cover Refill Hard Gel and Cool Top Gel Universal by Halász Virág.

WHITE BUILDER GELS

NEW! FLEXI FRENCH GEL

WHITE, FLEXIBLE GEL, FOR SUPERFICIAL FRENCH PAINTING

Very bright white, flexible, cleansing material and it has an ideal consistency for shaping the french end of the nail on flexible surfaces or on a gel polish base. Using this, the french end will not crack because it's flexible. After the curing, it will not blur and you will have a perfectly white texture.
Recommended brushes: 0 Short or Mini, Barbara II., Art Design.

For creating the french edge.

Cure time

UV	LED
2-3 min	1-2 min

Thickness ●●●●●



5ml –



BABYBOOMER-WHITE FOR BABY BOOMER TECHNIQUE

Slightly transparent white builder gel with medium density. It is a natural white builder gel, and can be worked on the nail perfectly. If it applied in a thin layer it will be transparent, if it applied thicker layer, it covers the nail perfectly. On the nail form it does not require a clear base layer, because it will cure perfectly. Apply it with a softer brush: Gel brush 6, Xtreme Gel brush, or Nero Merlo II. brush.

Use the Cover Refill Gels around the lunula and near the cuticle!

Curving time

UV	LED
15-20sec	10-15sec

Cure time

UV	LED
2-3 min	1-2 min

Thickness ●●●●●



5ml –
15ml –
50ml –



BABYBOOMER 2-WHITE BUILDER GEL THICKER BUILDER GEL, FOR BABYBOOMER TECHNIQUE

More thick and more pigmented off-white builder gel for anyone who loves the lively and more white. More dense, it has a slightly „pudding” consistence but it's self-leveling enough to work with. This consistence makes possible to stop at the edges so we can sculpting the whole height of the nail.

Curving time

UV	LED
15-20mp	10-15sec

Cure time

UV	LED
2-3 min	1-2 min

Thickness ●●●●●



5ml –
15ml –
50ml –



WHITE BUILDER GELS

BUILDER WHITE II. RENEWED

WHITE BUILDER GEL

Dazzling cold white, highly pigmented builder gel with medium thickness. Does not flow. It has self leveling attribute, and good coverage. Still cures, even if applied it thickly. In the lamp its surface gets even, because of the heat.

Recommended brushes: Gel brush 4, Gel brush 6 or Nero Merlo II. brush.

Dazzling cold white, unbelievably controllable.

Bestseller!

Creating a base layer is necessary for this product, but you don't need a top layer for it.

Cure time

UV 3-4 min
LED 2-3 min

Thickness ●●●●●●



5ml –
15ml –
50ml –



XTREME WHITE

WHITE BUILDER GEL

Thick, warm snow white builder gel. It is highly pigmented, so it has good coverage, even if applied it in a thin layer. Very bright shade of white and it cures well. It can be spread easily even if it's thick. Doesn't flow, so we can create a nice, smooth surface with it.

Recommended brushes: Gel brush 4, Gel brush 6 or Nero Merlo II. brush.

More special, more advanced, more extreme,

Creating a base layer is necessary for this product, but you don't need a top layer for it.


Cure time

UV 3-4 min
LED 2-3 min

Thickness ●●●●●●



5ml –
15ml –
50ml –



 This nail was made with the Xtreme White Builder gel and the Nail Charm Decoration by Virág Halász.

GEL KITS

BABYBOOMER GEL KIT – FOR BABY BOOMER TECHNIQUE 2X5ML

The babyboomer technique is very popular among the customers because of the decency of the design itself. The essence of it is they merge the white free edge to the color of a nail bed. The result is a more natural look than the classic french nails. The kit contains the Cover refill hard and the new Babyboomer White, and we can use both of them to create a wonderful Babyboomer nail entirely with gels. When you done with the sculpting you can perfectly decorate it with the ChroMirror pigment powder, the Sugar-Powder, or the Crystal Mermaid Powder or any gel painting.

The kit contains:

- BabyBoomer White gel 5ml
- Cover Refill Hard gel 5ml



BABYBOOMER 2 GEL KIT – FOR BABYBOOMER TECHNIQUE 2X15 ML

The Babyboomer White II. Builder Gel is a thicker and more pigmented off-white product. Perfect match for this material is the Cover Refill Hard Gel

The kit contains:

- BabyBoomer White gel 2. 15ml
- Cover Refill Hard gel 15ml



TITANIUM BUILDER GEL KIT

KIT CONTAINS:

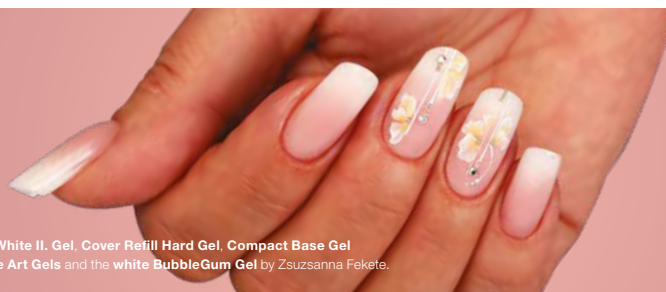
- Titanium Gel 5ml
- Renewed Builder White II. Gel 5ml
- Cover Pink Gel 5ml
- Xtreme Top Shine 4ml
- Cleanser pad (10pcs)
- nail form samples



ROCKY COVER LIGHTGEL KIT

KIT CONTAINS:

- Rocky Cover LightGel 5ml
- Titanium Gel 5ml
- Builder White II. Renewed Gel 5ml
- Xtreme Top Shine 4ml
- Cleanser Pad (10pcs)
- nail form samples (10pcs)



This nail was made with the Babyboomer White II. Gel, Cover Refill Hard Gel, Compact Base Gel, Translucent Nude: white, brown, orange Art Gels and the white BubbleGum Gel by Zsuzsanna Fekete.

COMPACT BASE GEL

NEW GENERATION OF BASE GEL AND NAIL STRENGTHENER

Soak-off, flexible and super dense nail strengthener gel, it's self-leveling and creates smooth surface. Despite its high density, it's easy to work with. Features very strong adhesion which is perfect for a base layer. Enhances the durability of the nail strengthener but also could be used for creating the C-curve, fixing curved nails for sculpting nail extensions using nail forms.

How to use:

- Prepare the nails with Spray Prep or Nail Prep/No Buffer Scrub. No need to use Primer
- Apply color gel polish over the properly cured surface (Don't remove the thin tacky layer. It helps with applying the color more precisely)
- Compatible with all kind of CrystaLacs (Except: ONE STEP Easy CrystaLac)
- Using it as a base under ONE STEP CrystaLacs extends their durability similar to the 3 STEP CrystaLacs (up to 3 to 4 weeks)
- Features extreme adhesion hence perfect under hard gels too
- In case of sculpting- first remove the tacky layer then shape it like hard gels



13ml

8ml

4ml

Cure time			4ml –
UV	LED		8ml –
2-3 min	1-2 min	13ml: Clear and Cover Pink	13ml –

Speeds up the salon work: Features very strong adhesion which is perfect for a base layer. Enhances the durability of the nails as nail strengthener but also could be used for creating the C-curve, fixing chipped nails or for sculpting nail extensions using a nail form.

It's perfect for covering the natural nail surface and creating a nice, smooth layer for sculpting.

More durable, extra strong cohesion, nail strengthener, base gel recommended under builder gels too.



Clear: Transparent, water-clear material. It is perfect under colours, especially when the base shouldn't have a basic colour.


Milky White: We've waited for this milky white shade for a long time! You can make a beautiful and sophisticated nails because it is perfect for even a base color.

Milky Rose: It has milky effect with white and pinky shades. It gives a good base for the decoration; covers slightly. It will be the favourites of nude effect fans!

Cover Pink: Our beautiful Pink cover color with opaque coverage. Recommended for French nails / pink and whites. Apply this Compact base gel as the base layer, the nail strengthener and as the pink base color of the French nails, then apply the white free edge color (recommended CoverPRO white) and use a top gel to finish the perfect French look.

Cover Rose: It has a soft pinky shadow. It covers perfectly. Most of the time we use it on its own. It has a colour like 3S42.

Translucent Nude: Translucent Nude: Medium opaque, natural, nude color that blends right with the color of the natural nails. Perfect for strengthening nails or dramatic, natural effect as well as a base under less opaque colors.



This nail was made with **Compact Base Gel Cover Pink, 3S133 3 Step CrystaLac and Art Gel Black** by Dóra Dóvicsák.

BASE GELS

NEW! COMPACT BASE GEL PLUS CLEAR

This is the thicker version of the most wanted Compact Base Gel Clear. This product has a more convenient consistency, it won't flow even in the heat of the summer. You can easily make the c-curve and the durability is the same as the Compact Base Gel.



The thicker version of the Compact Base Gel

Cure time	
UV	LED
2-3 min	1-2 min



4ml –
8ml –

BUILDER BASE GEL BASE GEL

Medium dense, strong cohesion, flexible, soak off base gel. It can be used before gel filling or sculpting for base (for the appropriate cohesion) and it stops the base layer lifting up from the surface of the natural nail.

Use it under 3Step crystalac, for Reverse tip technique or Xtreme Fusion Gel.



Cure time	
UV	LED
2-3 min	1-2 min



4ml –
15ml –

BASE GEL

Soft, flexible, soak-off base gel with good cohesion. It can be used before gel filling or sculpting for base (for the appropriate cohesion) and it stops the base layer lifting up from the surface of the natural nail. Use it under 3Step crystalac, for Reverse tip technique or Xtreme Fusion Gel.

This is the best soak-off base gel, so if someone wants to remove the gellac without filing, we recommend them for use this base gel.



Cure time	
UV	LED
2-3 min	1-2 min



4ml –
15ml –

NAIL STRENGTHENER BASE COATS / TOP GEL

NEW! HARDENER SAND NAIL STRENGTHENER POWDER

This is a very fine dust for strengthening the nail. We recommend to using this product if we would like to preserve the natural look of the nail but we want to strengthen it. Apply a thin layer of Compact Base Gel, then sprinkle this dust on the surface of the CBG and cure it. After that, apply the color in a usual way. The nail what has prepared this way will be resistant without c-curve.



Cure time

UV	LED
1-2 min	2-3 min



10g -

EASY OFF HARDENER GEL SOAK-OFF, NAIL STRENGTHENER GEL

Recommended for make stronger the natural nail plate, but you can make some minimal nail correction (1-2 mm) with it too. We recommend to use a base gel before this product for the propriate cohesion and you apply this gel on that surface, 1 or 2 layers.

- Clear -
- Milky White - Slight coverage
- Milky Pink - Slight coverage

Use the sibling product: Easy Off Top Gel.
Nail strengthener

Cure time

UV	LED
2-3 min	1-2 min



15ml -



NEW! AURORA TOP GEL NON-CLEANSING, FLEXIBLE, COLORFULL SPARKLING TOP GEL.

It contains beautiful, multi-colored flakes and glitter that go well with any base color. Interestingly, the glitters are in different sizes, but they're very thin, so they fit nicely into the surface of the nail.

Cure time

UV	LED
2-3 min	1-2 min




4ml -



TOP GELS

COOL TOP GEL UNIVERSAL NON-CLEANSING, FLEXIBLE, SOAK OFF SUPERSHINE

Non-cleansing, soak-off, medium thick, durable and flexible and wonderful top coat. It can last even weeks, everyone loves it. It contains a blue UV filter, non-yellowing gel. After curing, you don't have to fix it.
Recommended for gel or acrylic sculpted nails and on 3step or 1Step.

Most popular, best shine most durable.	Cure time			4ml – 8ml – 13ml –
	UV 2-3 min	LED 1-2 min		



COOL TOP 4 DARK NON-CLEANSING, FLEXIBLE, SOAK-OFF SUPERSHINE FOR DARKER SHADES

Our most popular top gel, Cool Top Gel, gets a new version! It doesn't contain the component what makes the nail luminescent in a blue-ish color because of the UV light. Use this, and you will have no problem what you had with the other Cool Top Gel when you worked with warmer shades of colors (the warmer shades were different in a natural light, than in an artificial light). From now on, the bordeaux will be not purpleish, the black stays black. Non-cleansing, elastic, soak-off gel, middle-stiffness.

CN Advise: Perfect choice for ChroMirror Pigment Powder, Crystal Flake and of course any CrystaLac.

	Cure time			4ml – 8ml – 13ml –
	UV 2-3 min	LED 1-2 min		



MATTEVER MATT TOP GEL NON-CLEANSING, FLEXIBLE, SOAK OFF TOP GEL

Non-cleansing, soak-off, flexible, super-matte top gel. With the help of this product, you could reach more durable result more then ever. It will not be shiny later. After curing, you have to cleansing it for the perfect resolution.

	Cure time			4ml – 8ml – 13ml –
	UV 2-3 min	LED 1-2 min		



EASY OFF TOP GEL

CLEANSING, FLEXIBLE TOP GEL

Soft, flexible, cleansing, soak-off, top shine gel. For gel and acrylic nails. It could be used for nail strengthener as well (on CrystaLac). It contains blue-ish UV filter for the perfect result.

Cure time	
UV	LED
2-3 min	1-2 min



15ml –



15ml

TOP SHINE™ XTREME GEL

NON-CLEANSING, FLEXIBLE, TOP GEL

Non-cleansing, slightly flexible with extra high shining attributes. It can be used for any gel or acrylic nails. It contains a blue-ish UV filter and it's non-yellowing. It doesn't soak off, so we don't recommend for gellacs.

Cure time	
UV	LED
2-3 min	1-2 min

4ml –
15ml –

15ml



4ml

TOP SEAL LIGHT GEL

FLEXIBLE CLEANSING TOP GEL

Thicker, extremely shiny, durable, clear shine gel. Flexible, cleansing, non soak off. Yellowing free gel nails. Advantage: the nail art design doesn't wear out under it. The consistency of the product is perfect even in the summer. It doesn't flow. It can be applied thickly, so the imperfections, file marks on the surface can be corrected. (Time and energy saving.) After curing, cleanse it with Cleanser in order to reach a perfect result.

Cure time	
UV	LED
2-3 min	1-2 min



15ml –



15ml

Crystal
Nails® 

COLOR GELS

REMARKABLE LIVELY COLORS



COLOR GELS

REMARKABLE LIVELY COLORS

COLOR GELS

You can find so much colors and exciting effects and all of them are highly pigmented gels. Use them 1 or 2 thin layer, 1 minute lamp between the 2 layers. Before usage, carefully blend the gel with spatula; except the Fly-Brill gels.

DECORATION GELS



Unbelievable choices – nearly 500 colors
 Amazing effects on the surface
 Try the colors in a 3ml version as well! Limited!

3ml – (limited)
 5ml –



COLOR GELS

REMARKABLE LIVELY COLORS

DECOR GELS

3ml – (limited) / 5ml –



100
metal pink



101
metal cyclamen



104
metal-brown



105
metal-hazel



112
metal ruby



113
pearl rose



114
pearl shell



118
steel pink



119
steel lilac



120
steel red



124



127



128



129



130



132



134



136
purple black




140
deep blue



142

1. METAL GELS
Metallic colors floating in intense pearlescent light.

2. SNOW CRYSTAL GELS
So soft and elegant sparkling velvet and pearl-metal colors. Easy elegancy in luxury version.



COLOR GELS

REMARKABLE LIVELY COLORS

3ml – (limited) / 5ml –

Incredible selection - nearly 500 colors.

Spectacular effects

Try the new colors in 3ml version for limited time




3. **NEON CRYSTAL GELS**
2 in 1: the sparkling of snowcrystal (Neon Crystal) in neon colors.



4. **IRIDESCENT METAL GELS**
Metallic colors in tiny, iridescent versions for restrained yet eye-catching women.

5. **PEARL GELS**
Blue-ish Metal effects. Any luxury vehicle would be jealous for its color.



The nail shown in the picture was made with Xtreme Fusion AcrylGel Cover Pink and Xtreme White, Titanium Gel, 130 and 217 color gels and Cool Top 4 Dark top gel (by Mónica Majrík).

COLOR GELS

REMARKABLE LIVELY COLORS

3ml – (limited) / 5ml –



6. SILK CANDY GELS
Soft, silky colors, in a nice summer shades.

7. NEON SILK CANDYGELS
Soft, silk-candy color in a wild summer neon shade

8. DIAMOND GELS
Two shiny diamond for the holidays: red diamond and black diamond.

9. FLASH GELS
Tiny but striking glitter, delicate flash.



10. PASTEL GELS
Thanks for the development, these gels have incredible covering attributes. Soft pastel shades, not just for sophisticated customers.

11. NEON CLASSIC GELS
Classic neon colors for those who like attention.

12. METALLIC SATIN GELS
Elegant golden sparkle: this is the way you can describe the creamy color gels. It doesn't even matter what you using for: Sculpting the free-edge or covering the whole surface of the nail, your customer will be amazed by her nails even if she goes to the bahamas for vacation.



COLOR GELS

REMARKABLE LIVELY COLORS

3ml – (limited) / 5ml –

Incredible selection - nearly 500 colors.
Spectacular effects


Try the new colors in 3ml version for limited time



13. SPARKLING GELS
The pearl and sparkle of champagne, in gel.

14. EFFECT GELS
Transparent glitter gel to make the colors under them more exciting.

15. METALLIC SILK GELS
Special colors with a metallic stripes that give life to a silk sugar effect.



The nail shown in the picture was made with Xtreme Fusion AcrylGel Cover Pink, Titanium Gel, 520 Brill gel and Cool Top 4 Dark light gel (by Mónica Majnik).

BRILLIANT GELS

SPARKLING GLITTER

BRILL GELS

BRILLIANT color gel collection is in the special container gel and the glitter particles that shine more intensely than ever before, almost light up and vibrate. In addition, its colors are much more vibrant, so they can be distinguished from afar.

3ml - (limited) / 5ml -




16. FLY-BRILL GELS

The light of fly-brill product-line of crystal nails makes you dazzle before you even get a chance to use it: it's enough to open the jar! These gels are ready to use without blending them, and most importantly, this gel has so good viscosity, it will level itself under the brush. Spectacle and easy-to-handle: this is the fly-brill.



17. FULL DIAMOND GELS

The main attributes of the full diamond color gels is that they shine bright like a diamond. More strong shining than ever.



The nails shown in the picture were made with #53, #58 color gels, Aurora Top Gel, the decoration was made with 3S70, 3S44, 3S32, 3S142 3 STEP CrystaLacs, white Ornament Gel (by Barbara Magyarosi)

BRILLIANT GELS

SPARKLING GLITTER

BRILLIANT GELS

3ml - (limited) / 5ml -

CN Advise:

Brilliant Gel decoration suggestion: use Brilliant gels between layers: cure a layer of builder gel for base, decorate with Brilliant on it, then cover with builder gel to form a C-curve. Create inimitably unique shimmering nails!



1. MULTI GLITTER GEL

These color gels has exclusive, unique, multi-dimension sparkles in them tuned for maximum fabulousness! It contains 4 component.



2. LASER BRILL GELS

The glamour of the lasers in sunshine or light of the lamp has came to life and it is breathtaking.



501 Brill pink
502 Brilliant bordeaux
505 Brill sahara
506 Brill gold
507 Brill brick red
508 Brill salmon



509 Brill iridescent burgundy
510 B. red lavender
511 Brill apple red
514 Brill organ
515 Brill lavender
517 Brill turquoise
518 Brill navy blue
519 Brill black
520 Brill graphite
521 Brill hologram
522 B. tiny hologram
523 Brill silver
524 B. iridescent orange
525 Brill pearls



526 iridescent white
528 B. iridescent red
529 B. greenish pink
531 B. purple blue
533 Brill scarlet
537 Brill champagne
538 B. ir. puder
539 Brill royal blue
540 B. big ir. salmon
541 B. dark rose
542 B. big ir. purple
543 B. tiny ir. purple
544 B. tiny ir. salmon
545 B. ir. silver



548 B. red diamond
549 B. pink diamond
550
551
552
553
554
555
556
557
559
560
563
564



565
566
567
568
569
570
575
578 Brill ocean blue
580 Silver
588
590 Brill pink
591 Brill pink
592 Laser B. turquoise



CHAMELEON COLOR GELS

COLOR CHANGING GELS



Chameleon Thermo, Flash and Rainbow gels: 5ml –



20. CHAMELEON THERMO GELS

The Chameleon Thermo Gels of the Crystal Nails are impossible to get bored on to: the colors will change between the nail bed and the free edge.



21. CHAMELEON FLASH GELS

Your nails will change the color because of the light: in sunshine or shadow, daytime or night, your nails will adapt itself for the time of the day.



MOONLIGHT EFFECT GELS

THAT GLOW IN THE DARKS



MOONLIGHT EFFECT GEL

It's another exciting madness: be luminescent in the dark! Amaze your customers who loves french nails with this Moonlight Effect gel and make the free-edge wit this product. Imagine this: the lights are off and your nails are „glowing” in the dark, wherever you are! Two magical shade.

5ml –



Crystal
Nails® 

ROYAL GEL

NON-CLEANSING GELS IN ONE LAYER





The nail shown in the picture was made with **Compact Base Gel Clear, R140 Royal Gel, White Art Gel, Swarovski stones, jewelry sticker and Mattever Matt Top Gel** (by Dóra Keszttyűs).

ROYAL GEL - NON-CLEANSING COLOR GELS IN ONE LAYER

Highly pigmented, so they will cover 1 (or 2 thin) layer(s) perfectly. After curing, the surface is dry and shiny. If we want to amplify the shine or we want to make sure that the shine will be longlasting, it's recommended to cover it with Xtreme Top Shine or Cool Top Gel. We can use it for covering the whole surface of the nail.

The Royal Gels are perfect for decorations as well, because of their highly pigmented material. Cure time in UV: 2-3min, in LED: 1-2min. (depends on the strength of the lamp)



3ML - (limited)
4,5ML -

ROYAL GEL

NON-CLEANSING COLOR GELS IN ONE LAYER

ROYAL GELS
3ml – 1.750,- (limited) / 4,5ml –



															
R30 Soft ivory	R31 Light creamy salmon	R32 Bright cornflower blue	R33 Vivid lilac-mauve	R34 Vivid creamy pink	R35 Vivid cobalt-violet	R36 Creamy terracotta	R37 Cinnamon-pearl	R38 Nightstrom-blue							
															
R39 Deep metallic orchid	R40 Indian turmeric	R41	R42	R43	R44	R45	R46	R47	R48	R49	R50	R51	R52	R53	
															
R56	R57	R58	R59	R60 Ripe mango	R63 Green apple	R64 Organ	R65 Poison green	R66 Aurora red	R67 Hot pink	R68 Pink peach	R69 Strawberry ice	R70 Marsala	R71 Mauveflower	R72 Cornflower	
															
R73 Marshmallow	R74 Classic blue	R75 Blood orange	R76 Bon-bon cherry	R77 Malachit	R78 Happy blue	R79 Rose quartz	R80 Trendy nude	R81 Classic beige	R82 Neon green	R83 Neon yellow	R84 Neon tangerine	R85 Neon coral	R86 Neon pink	R87 Cognacburgundy	

1. **NEON**
Vibrant colors.

2. **DIAMOND**
Diamond effect, also in Royal Gels.



ROYAL GEL

NON-CLEANSING COLOR GELS IN ONE LAYER

ROYAL GELS

3ml – 1.750,- (limited) / 4,5ml –



3. FULL DIAMOND

Remarkable sparkling! Make your cold days in the winter much better with the most bright shades of the holidays.

4. CHAMELEON THERMO

It's impossible to get bored on to. This gel is changes its color between the nail bed and the free edges because of the difference of the heat.



ROYAL GEL

NON-CLEANSING COLOR GELS IN ONE LAYER

ROYAL GELS

3ml – 1.750,- (limited) / 4,5ml –



The nail shown in the picture was made with **Royal Gels R154, R155, R156, R157** (by Alexandra Mészáros).

ROYAL GEL COLLECTIONS

NON-CLEANSING COLOR GELS IN ONE LAYER

5 Royal Gel sets, each with 4 beautiful color selections, which - thanks to the box - can be the decoration of your salon. Choose the one you like!

NEW! SWEET PASTEL ROYAL GEL KIT

The kit contains:



NEW! R170
Sunset

NEW! R171
Quince

NEW! R172
Spring Sprout

NEW! R173
Fresh Sky



ROYAL VELVET ROYAL GEL KIT

The kit contains:



R166
Holly

R167
Spicy punch

R168
Midnight Blue

R169
EverGreen



STRONGER TOGETHER ROYAL GEL KIT

The kit contains:



R162
Almond blossom

R163
Rose petal

R164
Aubergine Purple

R165
Deep Sea



ELECTRIC VIBES ROYAL GEL KIT

The kit contains:



R158
Classic blue

R159
Miami vibe

R160
Green power

R161
Florida love



NEVERENDING STORY ROYAL GEL KIT

The kit contains:



R154
Floating Island

R155
Pink tulip

R156
Vibrant orange

R157
Spring turquoise



Crystal
Nails®

DECORATION GEL

SPECIAL NAIL ART GELS




NON-CLEANSING DECOR GELS

HIGHLIGHT GEL AND ART GEL PRO

HIGHLIGHT GEL - DAZZLING WHITENESS

Highly pigmented, bright white, non-cleansing decorating gel. It can be used for many decorating techniques or just by itself. You can use it even on top gels or make a french nail with it. We DON'T recommend as a replacement of a gel polish, because it is not a flexible material.

Cure time: UV: 3-4min, LED: 2-3min



Highlight Gel



ART GEL PRO - CREAMY PAINTING GEL **ARTGEL PRO**

Creamy, soft, strongly pigmented art gel and the decoration has never been easier. The favorite attributes of the Art Gel remained unchanged: strong coverage even with a thin layer, noncleansing. The Art Gel Pro has better, different consistency, which is easier to handle. The work with this product is way more faster and the result will be more homogeneous. We can draw a longer and thin ner line, it won't break. The brush is almost glide by itself on the surface. It is a perfect choice for contouring, for drawing thin lines due to the color's intensity. The Art Gel and The Art Gel Pro can be mixed together, so the variety of the colors is spectacular.



White




Yellow



Red



Blue



Green



Black

practical, jar version

The Art Gel and the Art Gel Pro could be mixed with each other, so there's nothing in a way of your creativity.

NON-CLEANSING DECOR GEL

ART GEL

CN Advise:

Use it extra thin for the perfect cure.

CN Advise:

Use it only for decorations. It cannot be used for painting the whole nail plate and/or the free edge either.

CN Advise:

The help of the Ombre Stick sponge headed brush, create perfect color transitions with Art Gels!

ART GEL - PAINTING GEL

The new generation of gels which can be use for paintings, for those who love nail art. Thick, non-cleansing and extremely strong pigmented product. It could cover in a thin layer too. Thanks for the viscosity, it doesn't move or flow around while you working with it. It will cling it on shiny or matte surface and you dont have to cleanse it after curing. You can use it for One Move or Gel Painting technique; or make thin lines with it. With our Art Gels, the color transitions are more solid and homogeneous, the color of the patterns are more vivid and lively. There are 16 different colors exist.

Cure Time: 2-3 min (UV), 1-2 min (LED)

Use this for the flowers made with the One Move technique



This nail was made with the **1S95 One Step CrystaLac and Art Gels** by Dóra Kesztyűs.



NON-CLEANSING DECOR GELS

ORNAMENT GEL

ORNAMENT GEL

MAKE THE ORNAMENTS PATTERN-MAKING EASIER WITH OUR NEW ORNAMENT GEL!

Non cleansing gel with medium consistency for those nail techs who love to make ornaments on the nails. It is perfect for drawing very thin lines or making thicker patterns with it. This product will be available in 5 colors.

Cure time: 2-3min (UV), 1-2min (LED)



White



Black



Nude



Rose



Champagne



The next level of the ornament patterns at the salons



This nail was made with the **Compact Base Gel**, **Cover, Pink**, **Royal Gel R108**, **R138**, the **3S46**, **3S128**, **3S122**, **3 Step CrystalLacs** and **Ornament Gel Black** by **Nikollett Kovacs**.



NON-CLEANSING GELS

BUBBLEGUM COLOR GEL

BUBBLEGUM COLOR GEL

This decoration gel can be stretched like a bubblegum without any break, that's why we named it like that. Non-cleansing, and it doesn't require any cover. It can be combined with ChroMirror or any Pigment Powders, effect Powders. Skin Guard is recommended before using it, to easily remove from the skin. It can be used with decorating needle or brush. It can be stretched with a decorating needle or a brush, for geometric patterns.

Cure time: 2-3min (UV), 1-2min (LED)



CN ADVISE:
cover the
extra-thin
pattern with
top gel.

A BUBBLEGUM
COLOR GEL
Can be stretched for
long time in room
temperature.

This nail was made with the **3S111**, the **3S105 3**
Step CrystalLacs, Art Gels, Bubblegum Gels and
Lace Gel by Dóra Pásztor.



NON-CLEANSING DECOR GELS

DESERT GEL

DESERT GEL - FROST EFFECT

It could be used to build a whole nail with it but it can be used for decoration as well, because of the thickness of the material. The specialty of this gel is the rusty „sand-ish” effect on the surface. You can scratch patterns to the surface, thanks for the thickness. You can make color-transition too, because they can mixing easily. It can be used for 3D effects because it can be cured in a thicker layer.

Cure time: 2-3min (UV), 1-2min (LED)



White



Peach




Baby pink



Lavender



Baby blue



Mint

CN ADVISE:
For making more colors, use a bit of Art Gels but you can mix them together perfectly.



This nail was made with the **3598 3 Step CrystalLacs** and the **Desert Gel Lavender** by Roxána Sarközy-Eigner.



NON-CLEANSING DECOR GELS

ROYALCREAM GEL

ROYALCREAM GEL

Non-cleansing, thick decoration gel which combines the thickness of the Art Gel and the easy-to-handle attribute of the Royal Gels. It doesn't stretch, the viscosity is like a pasta, it gives a perfect 3D effect for the painted pattern. It will cure perfectly, if you apply it with a thicker layer. The colors can be mixed whatever way you want to. The limit is only your creativity.

Cure Time: 2-3 min (UV), 1-2 min (LED)



This nail was made with the **3S53**, the **3S142 3**
Step CrystalLacs and the **RoyalCream 09**
by **Mária Koncsik-Király**.



NON-CLEANSING DECOR GELS

LACE GEL

LACE GEL

The Lace Gel is an extra thick plasticine-like material, which we can use to make a perfect 3D patterns or apply it in a thin layer and create visionary lace patterns. Use it on the fully cured top shine! For making lace patterns, use a spatula for taking it out from the jar, apply it on the surface and with a little help of Cleanser. For working with it, we recommend you to use Mini 3D or 3D brushes or silicone brush. For the 3D patterns we can shape with our own fingers. Non-cleansing. We can colorized it with Art Gels, and don't cover it with anything.

Cure time: 2-3 min (UV), 1-2 min (LED)



White

Peach

Pink

Black



CN ADVICE:

The Lace Gel is very sensitive for any lights, so keep the jar as closed as you can do!



This nail was made with Royal Gel R21, the GL61 CrystalLac, Lace Gel and Aquaink Crystal Drops by Barbara Magyarosi.



NON-CLEANSING DECOR GELS

STAMPING COLOR GELS / 3D GELS

STAMPING COLOR GEL

Non-cleansing, highly pigmented stamping gel, which is re-usable: that means that you don't have to apply gel on the stamping plate so often, you can push the stamp more than once on the plate (if it's necessary, of course). If you using this gel, you don't have to race with time because it won't dries on air: only in lamp. Soak-off gel.

Cure time: 2-3 min (UV), 1-2 min (LED)

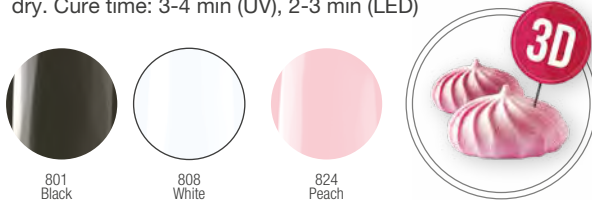
7 marvelous color:



You can find the other accessories of the stamping technique on page 129 -131.

3D GEL

Extra thick gel but easy to use, it can cure in thick layers as well which is good for 3D patterns. It will cling to the shiny surface as well. Easy to work with it if you use Mini 3D or 3D brush and for creating thin pattern or motives use 0 Short, Art Design or Phantom brush. After curing the surface will be shiny and dry. Cure time: 3-4 min (UV), 2-3 min (LED)



This nail was made with 3S133, 3S135 3 Step CrystalLacs; the Fallen Leaves Stamping Plate and Stamping Gel Black by Roxána Sárközy-Eigner.



Crystal
Nails®

3 STEP CRYSTALAC

EXTRAORDINARY DURABILITY AND FABULOUSLY VIVID COLORS
IN 3 STEPS.



3 STEP CRYSTALAC

SUPER DURABLE AND AMAZING COLORS IN 3 STEP.

This wonderful product is providing you the persistency of the color gels but it in a more easier way, thanks for the PolyHybrid technology. Highly pigmented product of course. The attached brush is perfectly matches the surface of the nail plate, so you can work more precisely and smoothly. This unique jar is not just spectacular but practical as well: your customer can easily pick their favorite color just look at them. Creamy, flexible, soak-off material. The Base Gel of this product can be the Compact Base Gel, Builder Base Gel, Base Gel, Color Up Base Gel. For Top gel, we recommend you to use the followings: Clear 0/Top CrystaLac, Cool Top Gel Universal, Mattever Top Gel and Cool Top 4 Dark. The duration of the 3 Step CrystaLacs are approximatly 3 weeks. It can be soak-off about 10 min (depents on the thickness of the layer and the material what you use for removing).

Cure time: UV: 2-3min, LED: 1-2min



Super durable and amazing colors in 3 steps.

the most professional solution - 3 weeks durability

CN advise:
In case of a thin nailplate, strengthen it with one of the Compact Base Gels!

COVER NR 2.

The most beloved nude color in 3 Step CrystaLac version!

Every customer has a different favorite color, depends on their skin tone of course. The soft nugat color is perfect for french, babyboomer or nude nails as well. Make it shiny or matte and with any other decoration!



4ml / 8ml

4ml / 8ml



COVER NR 1.

The idolized Cover Pink now available in 3Step CrystaLac!

The most popular shades of the nailbed among the customers and professionals. The color of this gel is perfectly matches most of the customers, so it will be a lot of help for you to make babyboomer, nude or classic french nails. Use it shiny or matte, it will be fabulous anyway.



Clear/Top 0



3S1



3S2



3S3




3S4



3S5



3S6



3S7



3S8



3S10



3S11



3S12



3S13
Pistachio



3S14
Strawberry
ice cream



3S15
Sangria



3S16
Charming mauve

3 STEP CRYSTALAC

SUPER DURABLE AND AMAZING COLORS IN 3 STEP.



8ml


4ml



3S17
Raspberry mouse



3S18
Shiny cinnamon



3S20
Brilliant meringue



3S21
Brilliant marshmallow



3S23
Brilliant neon coral




3S24
Neon pink



3S25
Neon lily



3S26
Ferrari red



3S27
Soft white




3S28
Neon lollipop



3S29
Brilliant neon violet



3S30
Brilliant neon frutti



3S31
Mr. Grey



3S32
British mustard



3S33
Madame Marsala



3S34
Happy Blue



3S35
Rose quartz



3S36
Glorious peony



3S38
Energetic Pink



3S39
Shining neon lemon




3S40
Neon peach



3S41
Neon tangerine



3S42
Aster



3S43
Pink nude



3S44
Ice Coffee



3S45
Cloudy Blue




3S46
Carbon-grey




3S47
Fiesta-red



3S48
Sweet fire-lily



3S49
Euphoric cherry



3S50
Night sky



3S51
Winter charm



3S52
Golden dawn



3S53
Scarlet demon




3S54
Sensual bordeaux



3S55
Basic Instinct



3S56
Secret Rendez-Vous



3S57
Punch Glaze



3S58
Sparkling powder



3S59
Vivid Salmon



3S60
Mint-liqueur



3S61
Turquoise amulet



3S62
Caribbean blue



3S63
Ink



3S64
Orange blast

3 STEP CRYSTALAC

EXTRAORDINARY PERSISTENCY AND AMAZING COLORS IN 3 STEP.



8ml

4ml

Extraordinary persistency and amazing colors in 3 step.

On advise:
in case of a thin nailplate, strenghten that with Compact Base Gel!



3S65 French fuchsia



3S66 Berry meringue




3S67 Wild raspberry gel



3S68 Scarlet currant



3S69 Caramel-Butter



3S70 Chestnut



3S71 Sour blackberry




3S72 Mountain crystal



3S73 Peachy champagne cocktail




3S74 Glowing Crataegus



3S75 Tango Argetino



3S76 Diva-Blue




3S77 Oil Green



3S78 Snowwhite



3S79 Classical Ecu



3S80 Persian Pearl



3S81 Majestic Flamingo



3S82 Nice hyacinth



3S83 Aquamarine



3S84 Neon lemonade



3S85 Neon lemonade



3S86 Ultraviolet



3S87 Neon red



3S88 Ivory



3S89 Peachy fig



3S90 Diplomat-blue




3S91 Sweet-chili




3S92 Champagne madness



3S93 Myanmar Ruby



3S94 Mistical Emerald




this nail was made with 3S120, 3S121
3 Step Crystalacs and Cool Top Gel
Universal by Alexandra Mészé.

3 STEP CRYSTALAC

EXTRAORDINARY PERSISTENCY AND AMAZING COLORS IN 3 STEP.

On advise:
in case of a
thin nailplate,
strengthen that
with Compact
Base Gel!

Extraordinary pers-
istency and amazing
colors in 3 step.



3S95
Exciting Blue



3S96
Banana shake




3S97
Tutti-frutti




3S98
Huckleberry
Cotton-candy



3S99
Baby blue



3S100
Golden ecru



3S101
Golden nude



3S102
Golden mauve



3S103
Golden coral



3S104
Raspberry
cheesecake



3S105
Creamy papya



3S106
Strawberry
margarita



3S107
Punch syrup



3S108
Ruby cocktail



3S109
Water hyacinth



3S110
Creamy almond



3S111
Colt rose



3S112
Lilac



3S113
Lava stone



3S114
Blueberry




3S115
Sparkling silver



3S116
Sparkling gold



3S117
Sparkling cherry



3S118
Sparkling night



3S119
Vanilla latte



3S120
Strawberry foam




3S121
Neon grapefruit




3S122
Sunshine yellow



3S123
Fairy Coral



3S124
Fairy Rose



3S125
Fairy Princess



3S126
Fairy Violet



3 STEP CRYSTALAC

EXTRAORDINARY PERSISTENCY AND AMAZING COLORS IN 3 STEP.




8ml

4ml

Extraordinary pers-
istency and amazing
colors in 3 step.

You can find the explanations of the colors marked by numbers on page 57.

★ The 3 Step Crystalacs with big glitter in it are thicker than usual, so when the material is start to running out, you can use the Gel 4 Brush or a Nail Art Needle instead of its own brush.

3S133
Stonecrop3S134
Avocado3S135
Cactus3S136
Fern3S141
Poinsettia3S142
Rum&Choc3S143
Sweet Plum3S144
Pine3S145
Glitter Turquoise3S146
Glitter Pink3S147
Glitter Gold3S148
Glitter Rosegold3S149
Candy Rose3S150
Candy Violet3S151
Candy Mint3S152
Candy Blue

3SFD1




3SFD2



3SFD3



3SFD4



This nail was made with the 3S145, 3S146, 3S147 and the 3S148 3 Step Crystalacs by Alexandra Mész.



3 STEP CRYSTALAC

RENDKÍVÜLI TARTÓSSÁG ÉS CSODÁLATOS SZÍNEK 3 LÉPÉSBEN

On advise:
in case of a
thin nailplate,
strengthen that
with Compact
Base Gel!

Extraordinary pers-
istency and amazing
colors in 3 step.






3SFD5



3SFD6



3SFD7

GL2
Ferrari redGL10
Hot chocolateGL21
SilverGL24
WhiteGL36
Baby blueGL44
VelvetGL55
BlackGL61
NugatGL76
Neon pinkGL77
Neon orangeGL78
Neon pink&peach


GL82

GL101
Diamond redGL108
Blinding redGL109
Blinding pinkGL123
Neon azure blueGL124
Pastel purpleGL149
Neon lemon

GL309



GL310

GL900
Strawberry-red -
bordeauxGL901
Baby blue -
lavander3S908
Vanilla-peach3S909
Baby pink -
mauve nude3S910
Off white - steel
grey

GLFD6



8ml

4ml

Extraordinary persistence and amazing colors in 3 step.

On advise:
in case of a thin nailplate, strenghten that with Compact Base Gel!

3 STEP CRYSTALAC

EXTRAORDINARY PERSISTENCY AND AMAZING COLORS IN 3 STEP.

1. FULL DIAMOND CRYSTALAC

Spectacular, more intensive colors than the Diamond Crystalacs. The must-have products for anyone who loves the Crystalacs.



2. NEON CRYSTALAC

With the new types of pigments, it can be noticed from miles. the sensation is guaranteed.



3. NEON CRYSTAL CRYSTALAC

They're sparkling like a velvet and yet vivid and lively colors. This Crystalac contains a new generations of neon-pigments. Compared to Neon Crystal, every other detail remains insignificant!

4. HOLO TOP CRYSTALAC

Thanks to the hologram effect, this sparkling 3 Step Crystalac will change their colors when you look at it from different angles.

5. CHAMELEON THERMO CRYSTALAC

They change their color for the heat, highly pigmented. They can never be bored on to.



XTREME WHITE CRYSTALAC

This is the most whiter white in the history of white! For those who likes the white on their free edge. Highly pigmented of course, so use it in a thin layer.

4ml



Xtreme White
Crystalac

This nail was made with the 3S104, 3S105, 3S106, 3S107 and the 3S108 3 Step Crystalacs by Dóra Kesztyűs.



3 STEP CRYSTALAC KITS

EXTRAORDINARY AND VIVID AND DURABLE COLORS IN 3 STEPS

ESSENTIAL 3 STEP CRYSTALAC STARTER KIT

BASE KIT

The Essential 3 Step CrystaLac Starter Kit contains the most popular professional materials in order for the long lasting gel polish. 3 of the most favorite colors with the perfect foundation and cover in 1 kit. For professional use!

The kit contains: 3S43, 3S47 and 3S66 3 Step CrystaLac 8ml, Compact Base Gel Clear 8ml, Cool Top Gel Universal 8ml, Acryl Remover 100ml, Nail Prep 15ml, IronX buffer 100/180, Cuticle Pusher, Remover Foil 20pcs



TRY ME! COLLECTION - 3 STEP CRYSTALAC TRIAL KIT

This 3 Step CrystaLac kit is made for those who want to make sure about the CrystaLacs are indeed that durable and pigmented materials as they've heard. This is the trial of the original Gellacs.

The kit contains: Base Gel, GL2, Clear/Top 0



ALMOST WHITE 3 STEP CRYSTALAC KIT

A selection of the new colors in two pastel shades in a box shimmering in beautiful rosegold and sparkling shades, which can be transformed to a display with a few moves. Just take the bottles and the display crown out of the box and lay it down. Put the most popular colors of the Crystal Nails' spring-summer season on your table!



3S149
Candy Rose



3S150
Candy Violet



3S151
Candy Mint



3S152
Candy Blue



3 STEP CRYSTALAC KITS

EXTRAORDINARY AND VIVID AND DURABLE COLORS IN 3 STEPS

BRILLIANT HARMONY 3 STEP CRYSTALAC KIT

HARMONY OF BRILLS

Make it shine! Let these colors to be your jewels! We have 4 sparkling colors in a box what you can transfer into a display with some easy moves.

The kit contains: 3S145, 3S146, 3S147 3S148

The 3 Step Crystalacs with big glitter in it are thicker than usual, so when the material is start to running out, you can use the Gel 4 Brush or a Nail Art Needle instead of its own brush.



SPREAD LOVE 3 STEP CRYSTALAC KIT

COLORS OF LOVERS

The 4 shades of this kit represents the colors of nature: you could offer the charming 3S137 Youngberry and the 3S138 Cinnamon plum for your customers who is into the pink-ish shades. The 3S139 Turkish Hazelnut and the 3S140 Cranberry speaks for the darker colors. You can transform this box into a fancy display with just a few moves.

The kit contains: 3S137, 3S138, 3S139, 3S140



HEAL THE WORLD 3 STEP CRYSTALAC KIT

FAVORITE GREENS

The shades of the kit are turning green. The 1S133 Stonecrop and the 1S134 Avocado are an ashen like shadem meanwhile the 1S135 Cactus and the 1S136 Fern could be your darker accessories of your salon. You can turn this kit into a magnificent display with a few moves.

The kit contains: 3S133, 3S134, 3S135, 3S136



NEON DREAM 3 STEP CRYSTALAC KIT

NEON FAVORITES

Ready, set, summer! 4 awesome neon 3 Step Crystalac color in a beautiful box what you can easily transform into a nice display.

The kit contains: 3S127, 3S128, 3S129, 3S131



All the kits in this page could be transformed into a display.



3 STEP CRYSTALAC KIT

EXTRAORDINARY AND VIVID AND DURABLE COLORS IN 3 STEPS

FAIRY TALE 3 STEP CRYSTALAC KIT

All of our new sparkling, dazzling in silver 3 Step CrystaLacs are in 1 KIT. 4 fabulous shade for make your customer the most beautiful for the spring!

The kit contains: 3S123, 3S124, 3S125, 3S126



DEEP CONCEPT 3 STEP CRYSTALAC KIT

4 beautiful color selection what you can transform into a fancy display with just a few moves.

The kit contains: 3S141, 3S142, 3S143, 3S144



FULL DIAMONDS 3 STEP CRYSTALAC KIT

This remarkable 3 Step Crystalac is sparkling more than our full Diamond Colors. This is a must-have kit for those who love the Full Diamond colors and the 3 Step product line.

The kit contains: 3SFD1, 3SFD2, 3SFD3, 3SFD4



GOLD CANDY 3 STEP CRYSTALAC KIT

4 dazzling golden glitters 3 Step CrystaLacs in 1 kit. 4 exceptional Crystalac shade for the chilly days to feel a little more comfy and warm.

The kit contains: 3S100, 3S101, 3S102, 3S103



SPECIAL EFFECTS

CHROMATIC CRYSTALACS / GLASSY CRYSTALAC

CHROMATIC CRYSTALAC

Bring some twist into the colors of the summer with the new colorful 3 Step CrystaLac. This holo-effect has long been a favorite of many of us and now it's available in the 3 Step product-line. You can use it by its own or mixing with other colors. The usage of this product is identical as the other 3 Step CrystaLacs.

CN Advise: The Rosegold shade is a perfect match to the Cover nr. 2 3 CrystaLac.

4ml



GLASSY CRYSTALAC

THIS GLASSY EFFECT WILL MAKE EVERY COLOR MAGICAL AND BEAUTIFUL. This glassy effect will make every color magical and beautiful. We will have 2 new shade of Glassy CrystaLac: red and dark blue for a limited time. These flexible, soak-off gel polishes are capable of creating many kind of effects. Use them with the Tiger Eye Infinity CrystaLacs, the glittery CrystaLacs or the ChroMirorr Pigment Powders for the breathtaking results!

Cure time: 3-4 min (UV); 2-3 min (LED)

4ml



This nail was made with the new **Chromatic CrystaLac Silver and Rosegold** along with the new **High-light Gel** by Mária Koncsik-Király.



SPECIAL EFFECTS

AURORA CRYSTAL LIQUID / MOSAIC CRYSTAL LIQUID / COVERPRO CRYSTALAC / WATERPRO CRYSTALAC

AURORA CRYSTAL LIQUID

THE COLORFUL PLAY OF THE NORTHERN LIGHT

The Aurora Crystal Liquid is an art liquid which can change the color depending on the temperature and it will look like the Aurora Borealis a.k.a the northern light. We can use it on any CrystaLac or Color Gel surface, but we recommend that use a darker shade in order for the whole color scale could be visible.

Use this way: Matte (use a buffer) the non-cleansing base or if you use a material which is require cleansing, cover surface with Cool Top Gel Universal and then matte the surface. Apply the product in any way you want, create any kind of pattern with it, and wait for the material to dry on air (which is depend on the thickness of the layer). When it dried, the product will be translucent (see-through). After this you have to file the edge of the nail and finally cover it with Cool Top Gel Universal and close it.

Attention! If you use this product for the whole nail plate, the material won't remain durable. Use it for decorations what aren't reaches the edges of the nailplate.

4ml



MOSAIC CRYSTAL LIQUID

DECORATION LIQUID WITH CRACKING EFFECT.

Go crazy with our new spring shades by the Mosaic Crystal Liquid decoration gel. Use this on vivid color or any sparkling material and let the liquid do its job! If you would like to reach a smaller cracks, apply it in a thin layer but if you want to see more massive, more spectacular cracks, use it in a thicker layer.



COVERPRO CRYSTALAC – WHITE

FOR RE-GROW FREE TECHNIQUE

This regrowth free technique was brought from nail sculpting to gel polishing. We create the regrowth free gradient in gel polishing, like we do in case of artificial nails. As the color is mashed towards the root of the nail, the regrowth will remain invisible.

5ml



White

COVERPRO BRUSH

Rounded edges, natural hair. Especially developed for this technique.

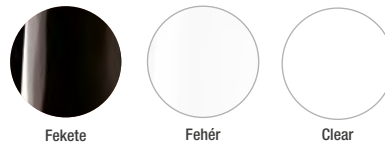


natural marten hair

WATERPRO CRYSTALAC FOR THE PROFESSIONAL „WATERWAY” TECHNIQUE

NON-CLEANSING, SOAK-OFF CRYSTALAC

You can drop any type of 3 STEP CrystaLac or ONE STEP CrystaLac into this non-cleansing, soak off WaterPro CrystaLac and with a brush (0 Short or 0 Long) or with a nail art needle you can create different designs. Before using the new WaterPro CrystaLac Clear, you have to apply a base color.



Fekete

Fehér

Clear

SPECIAL EFFECTS

SPECIAL EFFECTS AQUAINK CRYSTAL DROPS / TIGER EYE CRYSTALAC

AQUAINK CRYSTAL DROPS


MARBLE EFFECTS

The new generation among the art liquid product lines. Faster than ever, and easy to use. The best base color for this material is white but you can use any pastel or „full cover” color (Milky Rose Compact Base Gel or the new Crystalac Cover Nr. 1). What is important that the surface must be scratch free and completely matte.

Recommended brushes: Phantom, Art Design, Aquarell. **Relative liquids:** Nail Prep, Cleanser, Acryl Remover, Easy Remover. **Layer order:** color, Cool Top Gel Universal, scrtch-free buffing, Aqualnk Crystal Drops, Cool Top Gel Universal (we don't recommend using Cool Top 4 Dark, it could cause faiding).

4ml

CN Advise:
We could reach a blurry effect if we use Nail Prep and more sharp effect if we use acetone.



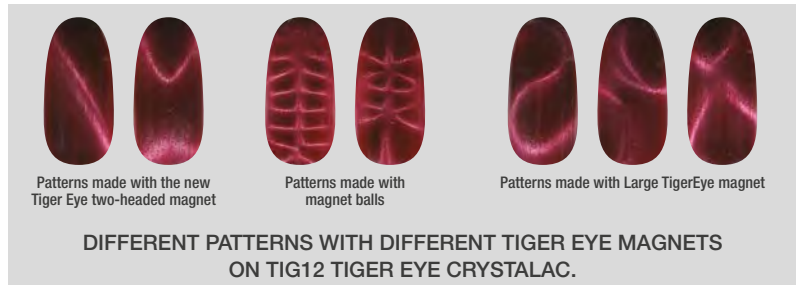
TIGER EYE CRYSTALAC

REAL TIGER EYE EFFECT, THANKS FOR THE SUPER STRONG MAGNETS

We can see a unique tigere eye effect on the nail as we move the hands in the lights: the reflection of the light will move around on the nail. Because of a very special component, we can control the particles inside the gel, using the magnets. Use the magnets after the 2nd layer. Hold still above the surface of the nail around 3-4 mm for 4-5 sec and then cure it.

Cure time: UV: 2-3min, LED: 1-2min

4ml, 15ml



15ml-es készre-
lésben is

CN TIGER EYE TWO-HEADED MAGNET



CN TIGEREYE MAGNET – LARGE



CN TIGEREYE MAGNET – SMALL



SPECIAL EFFECTS

TIGER EYE INFINITY CRYSTALAC / ANGORA CRYSTALAC

TIGER EYE INFINITY CRYSTALAC

TIGER EYE WITH COLOR CHANGING EFFECT


This product line has been waited for a long time now!

This tiger eye effect not just reflects the lights, it even changes its color! Every shades change if you look at it from a different angle and it reacts on the warm/cold lights as well! One shade is not just providing us only one, but three different colors to see.

It has to be used differently than the usual TigerEye products: we recommend to use it in a black base, but it looks good in other darker shades as well: bordeaux, aubergine, dark green, dark blue.

Cure time: UV: 2-3min, LED: 1-2min

4ml



MULTIFORM TIGER EYE MAGNET

This TigerEye Magnet could be used to create more and new shapes in the TigerEye universe. The strong magnet covers the whole surface of the product, and it could be use to make S, X, + shapes. Be creative and use the different parts of the magnet. Size: 8,2 CM



ANGORA CRYSTALAC


SOFT SWEATER LIKE GEL POLISH

The Angora 3 Step CrystaLac is the favorite of the holiday/winter season.

This is the re-thought version of the most popular sweater patterns. Decorating it with the RoyalCream Pasta-gels, we can create some special winter designs.

Cure time: UV: 2-3min, LED: 1-2min

4ml



SPECIAL EFFECT CHRO°ME CRYSTALAC

CHRO°ME CRYSTALAC

CHROME EFFECT: WHAT HAS BEEN IMPOSSIBLE UNTIL NOW!

Flexible, soak-off, metal-effect chrome CrystLac. We can achieve metallic, chrome effect on the natural nail and on sculpted nail as well. Apply on the non-cleansing surface (Cool Top Gel Universal, Royal Gel, One Step Crystalac), and when it dries (on air), cover it with Chrome Top first, then close it with Cool Top Gel Universal. You can create special decorations with the Chro°Me CrystaLac as well: use it on Royal Gel, Art Gel, 3D gel if you want. Go nuts! For achieving antique effect, buff the nail before use it (in these cases you must cover it with Chro°Me Top). Apply on thin layer at the time, because it will dry faster and it will be more fabulous! Don't cover the edges of the nail! Shake it up before using it. The Chro°Me CrystaLac dries on air, but the heat of the lamp could help the process.

4ml



15
Gold rose



16
Pearl



18
Rose Silver



19
Turquoise

CHRO°ME TOP CRYSTALAC

Specifically developed for Chro°Me CrystaLac, non-cleansing cover product. Your Chro°Me CrystaLac will be durable only if you use this cover and close it with this. It will make the color durable and it doesn't modify the color.

4ml



This nail was made with the **Chro°Me
CrystalLac Rosegold 15** by Mónica
Majnik.



Crystal
Nails®

ONE STEP CRYSTALAC

GEL POLISHES IN 1 STEP



ONE STEP CRYSTALAC

VIVID GELLACS, QUICKLY

4ml / 8ml

ONE STEP CRYSTALAC



If you want a durable gellac as the 3 Step CrystaLac, use Compact Base Gel for this product!

Non-cleansing, flexible, soak-off CrystaLac with bushes inside. Maximum 2 layers, non-cleansing. If you want to raise the shine of it, cover it with One Step 0 Top, cool Top Gel Universal or for the darker color use Cool Top 4 Dark. It lasts approx. 2 weeks. Cure time: UV: 2-3min, LED: 1-2min



Crystal Nails®

ONE STEP CRYSTALAC

VIVID GELLACS, QUICKLY

4ml / 8ml

Super fast and gentle

CN Advise: in case of a thin nail, strenghten the nail with one of our compact base gel



1S71
Cherry flower



1S72
Peach flower



1S73
Somfa



1S74
Red coral



1S75
Soft candy pink



1S76
Pink grapefruit



1S77
Hibiscus fever



1S78
Chilly dream



1S79
Autumn dream



1S80
Mistical mauve



1S81
Rose hip



1S82
Creamy pumpkin



1S84
Velvet scarlet



1S85
Sparkling plum



1S86
Raspberry rave



1S87
Soft marshmallow



1S88
Creamy huckleberry



1S89
Smooth mint



1S90
Nevada neon



1S91
Bikini party



1S92
Lavander cocktail



1S93
Summer rain



1S94
Soft satin



1S95
Powder beige



1S96
Loud cyclamen



1S97
Rubin amulet



1S98
Blinding white



1S99
Sparkling mistletoe



1S100
Sparkling meringue



1S101
Sparkling peach



OS2



OS4



OS11




OS30
Cherry



OS31
Vivid red



OS34



OS66
Midnight black



OS73
Ferrari red



OS78
Belgian praline

★ Use the new 1S98 Blinding White under the new Sparkling One Step Crystalacs or try them on a dark base.

ONE STEP CRYSTALAC KITS

VIVID COLORS, QUICKLY



SHIMMERING ILLUSION ONE STEP CRYSTALAC KIT

There is 1 super white and there are 3 sparkling colors in this kit, which you can turn into a fabulous display with just a few moves. Be these magnificent colors the jewelery of your workstation! The „effect colors” could be reached in 1 layer, slightly coverage could be reached in 2 thin layer.

4x4ml



Use the new 1S98 Blinding White under the new Sparkling One Step Crystalacs or try them on a dark base.



1S98
Blinding White



1S99
Sparkling Mistletoe



1S100
Sparkling Meringue



1S101
Sparkling Peach

ONE STEP CRYSTALAC KITS

VIVID COLORS, QUICKLY

KEEP CALM ONE STEP CRYSTALAC KIT

A bit bordeaux, a bit beige and they're all magnificent! Just take the jars and the display crown out of the box, and lay it down. Be this fabulous kit the jewelry of your desk!

The kit contains: 1S94, 1S95, 1S96, 1S97
4x4ml



1S94
Soft Satin



1S95
Powder Beige



1S96
Loud Cyclamen



1S97
Rubín Amulet

ENERGY FLOW ONE STEP CRYSTALAC KIT

These are beautiful, searing colors in this kit, which you can transform into a display.

The kit contains: 1S90, 1S91, 1S92, 1S93
4x4ml



1S90
Nevada neon



1S91
Bikini party



1S92
Levendula cocktail



1S93
Summer rain

SECRET GARDEN ONE STEP CRYSTALAC KIT

Fabulous, girly shades and they will fly your customer to the magical fairy world! The trend colors of the spring in one kit.

The kit contains: 1S86, 1S87, 1S88, 1S89
4x4ml



1S86
Raspberry romance



1S87
Soft marshmallow



1S88
Creamy cranberry




1S89
Cling mint

NO BUFFER ONE STEP CRYSTALAC STARTER KIT

Starter kit with NO BUFFER SCRUB- ONE STEP gel polishing is now more delicate than ever before! The kit contains every necessary material and tool for ONE STEP Crystalac gel polishing.

The kit contains: color ONE STEP CrystaLac 8ml (1 color / kit) enough for approx. 30 complete manicure, No Buffer Scrub 30ml, Super Shine Optic 8ml, lint free pads, five-finger LED lamp, orange wooden stick, metal cuticle pusher.



OS45
Flash red



OS65
Baby pink



2 different kits:
In #45 Flash
red and #65
Babypink
one color/kit

Crystal
Nails®

SCULPTING AND COLOR ACRYLICS

ACRYLIC FAMILY



Crystal Nails®

SCULPTING ACRYLIC POWDERS

MASTER POWDERS

FASTER CURE TIME, CURE SMOOTHLY AND QUICKLY . FOR COMPETITIONS AND EXPERIENCED NAIL TECHNICIANS. THE EVEN GROUND ACRYLIC GRAINS ENSURE THE NON-BUBBLE COVER



CRYSTAL CLEAR

- water-clear transparent powder
- due to its fast cure it is excellent for covering the free edge so that the materials shall cure at the same time and the nail could be sculpted easily
- being so clear it is suitable for covering colored free edges



SUPER WHITE

- Bright white
- fast-cure acrylic powder



DARK PINK

- TRANSPARENT, DARKER PINK POWDER
- excellent on top of Cover Pink powder for nail bed enhancement
- for a darker skin type
- it makes a beautiful contrast with a white free edge for nails without nail-bed extension

MASTER POWDERS:

For experienced nail techs and competitors: creamy, a more faster curing powders. For the beautiful French nails, specifically designed for the customer needs.

MASTER I. ACRYLIC KIT

THE KIT CONTAINS:

- Master powders (Dark Pink 3,5g, Crystal Clear 3,5g, Super White 3,5g)
 - Liquid, 30ml
- Crystal Nails form sample



MASTER II. ACRYLIC KIT

THE KIT CONTAINS:

- Master Powders (Cover Pink 3,5g, Crystal Clear 3,5g, Super White 3,5g)
 - Liquid 30ml
- Crystal Nails form sample



SCULPTING ACRYLIC POWDERS

SLOWER POWDERS

SLOWER CURE TIME, SMOOTHLY AS POSSIBLE. CAN BE SHAPED, SCULPTED AND CURVED FOR A LONGER TIME. THESE POWDERS ARE GOOD FOR LESS EXPERIENCED ACRYLIC NAIL TECHNICIANS, NON-YELLOWING, CREAMY FORMULA, BUBBLE-FREE, DUE TO ITS FINELY GROUND INGREDIENTS.

SLOWER POWDER:

For those who can work a bit slower with acrylics: creamy formula, slower cure time, can be work with it for a bit longer time. Being finely ground the powder-liquid mix on the brush is creamy, easily shaped and spread, also it's bubble-free.



TRANSPARENT PINK

- lighter, transparent pink
- for a lighter skin type
- for the less experienced nail technicians it's good for nail-bed enhancement



ULTRA WHITE

- bright white
- perfect for salon work as well as for competitions



CRYSTAL CLEAR

- transparent powder
- for those who are a bit slower with acrylic
- due to its clear formula it is perfect for covering colored free-edges.



SOFT WHITE NATURAL SOFT WHITE

- off-white powder
- for the lovers of the natural effect
- perfect for creating the lunula

CN advise:
for those customers,
who loves bright
white nails.

SLOWER ACRYLIC POWDER KIT THE KIT CONTAINS:

- Slower Powders (Transparent Pink 3,5g, Ultra White 3,5g, Brilliant Powder 3,5g)
- Liquid 30ml
- Crystal Nails form sample



SCULPTING ACRYLIC POWDERS

COVER PINK POWDERS

OPTIMAL COLORS, GOOD COVERAGE, WIDE RANGE OF COLORS, MATCHING TO ALL OF SKIN TYPES, EASY TO SHAPE AND SPREAD, MEDIUM SHAPING TIME



BESTSELLER

COVER PINK

NAILBED EXTENSION PINK

- warm color effect, popular general color
- the most popular shade
- matches with most of the skin tones



Only available in 17 g and 28 g version

COVER PINK NEXT

DARKER PINK

NAILBED EXTENSION

- darker, violet-like color
- cold shade
- perfect cover formula
- can be combined with lighter shade free-edge



Only available in 17 g and 28 g version

COVER PINK X

LIGHTER NAILBED

EXTENSION PINK

- light baby pink colour
- cold-effect
- perfect cover formula



Only available in 17 g and 28 g version

COVER PINK CRYSTAL

SPARKLING PEARLY WHITE

- Beautiful pearly color
- Silvery ice-crystal shine, cold-effect
- Its base is the Cover Pink so it matches with most of the guests' skin tone



Only available in 17 g and 28 g version

COVER PINK DIAMOND

SPARKLING PEARLY WHITE

- Beautiful pearly color
- Pinky golden shine
- Warm effect
- Its base is the Cover Pink so it matches with most of the guests' skin tone

COVER PINK POWDERS:

The cover pink material is for aesthetic nail-bed extension and for covering up the outgrown smile line; it is a flesh-color material with the same color as the natural nail-bed. Available in many colors to match each guest's skin types. For the perfect use and color effect the unnecessary liquid must be absorbed with a paper towel. To have the perfect covering it should be thicker at the smile line. Towards the nail root it should be thinner thus the outgrowing will not be seen. The Cover Pink can be covered with pink acrylic powder to get a more vivid color, or it can be used by itself as well

BABYBOOMER ACRYLIC KIT –FOR BABYBOOMER TECHNIQUE / ACRYLIC ACCESSORIES

BABYBOOMER ACRYLIC KIT – FOR BABYBOOMER TECHNIQUE

BabyBoomer technique is very popular among the sophisticated clients. The essence of it is that the white free edge is mashed with the nailbed pink. So this technique makes you capable of building a nail what will look like if it's growing slower, and the result is more natural than in case of classic French nails. With this kit, you can easily create the this design, the only thing you need is your favorite acrylic brush. (On the BabyBoomer nails any type of nail art design looks amazing, such as Sugar Effect, velvet powder, Crystal mermaid powder or gel painting.)

The kit contains:

- Soft White Slower Powder 17g
- Xtreme Crystal Clear Slower Powder 17g
- Cover Pink Master Powder 17g



CRYSTAL LIQUID

High quality liquid, which provides a suitable cure time for the acrylic powders. Relentlessly strong, fragrant air-cure, blue liquid, in which the acrylic grains are binding in a very strong way; they stick into the surface of the nail and do not give room to yellowing. Due to its special nature it provides flexibility to the material when being decorated and sculpting.

- 40ml
- 100ml
- 500ml



UV LIQUID

Odorless, clear liquid. It is characterized by a longtime shaping time (can be formed endlessly) since it cures only in the UV lamp. Due to the sticky layer forming on the surface working with it can be slower than the scented version.

40ml



LIQUID HOLDER

Double-walled thermal-balance liquid container for your acrylic cure not to accelerate in the summer and slow down in the winter. It provides the optimum temperature for the appropriate cure. The brush can be dipped into the liquid completely without touching the bottom of the jar. This way more fluid can be put on the brush and the brush tip will not be damaged. The cork will stop the liquid to evaporate.



ACRYLIC COLOR POWDERS

REMARKABLE VIVID AND SHINY COLORS

DECORATION ACRYLIC POWDERS



Remarkable and vivid, good coverage

7g

High covering formula with a wide variety of powders. Finely ground, they require more liquid than the building powders. Powders containing color pigments, glitters must be absorbed by a dry paper towel in order to get the proper color and texture. Thus your favorite color acrylic will be easy to use. When using them build a thin transparent base, or put directly onto the template. Cover them 50 with Clear material.



COLOR POWDERS

FINE GRINDING, STRONG PIGMENTATION OPTIMAL CURE TIME

DECORATION ACRYLIC POWDERS



3. CHAMELEON POWDER

The popular Chameleon Gel in Acrylic Powder.



4. DIAMOND POWDERS

2 sparkling diamond for the holidays.

5. GIGA PIGMENT FINE POWDER

Extra finely ground, gigapigmented color decor creamy acrylic powder.

1. METAL POWDERS - SNOW CRYSTAL COLLECTION

Snow crystal collection - fine sparkling with velvety effect

2. BRILLIANT ACRYLIC POWDER

Spectacular brill effects, colours and shine. Amazing coverage. Around 300 colours – 15 different effect.

6. FULL DIAMOND POWDERS

Shine bright like a diamond! More stronger shining than ever before!



PREPARATORY AND ADDITIONAL LIQUIDS



PREPARATORY AND ADDITIONAL LIQUIDS

NEW! CRYSTALWIPE SURFACE CLEANING WET WIPES (GUAVA SCENT)

SPECIAL FIBERLESS WIPES

It allows you to easily remove all sticky and dusty dirt from the surfaces. It is especially effective for cleaning the surfaces of jars and bottles, also for removing other surface contaminants. Thanks to its unique formula, it leaves no marks and does not corrode treated surfaces. In addition, with its large size and special non-fibrous, thick material, the cloth holds moisture well and traps dirt. This allows you to clean multiple surfaces at once with a cloth with the scent of exotic guava.

30pcs/box



NEW! CRYSTALWIPE NAIL AND HAND CLEANER WET WIPE (WITH CRANBERRY SCENT)

OPTIMAL PH VALUE

It allows you to easily remove all the dirt that has accumulated in the nail folds and on the skin surface. It is especially effective for removing dust and skin residue accumulated after preparation from the nail folds and the surface of the nail plate. Also, removing excess cuticle oil is not a problem before photoshooting. With its unique formula, it cleans, degreases and nourishes the surface of the skin and nail in one step, and does not affect the adhesion of the materials. Thanks to its lactic acid content, it has an optimal pH value, so it does not dry out and leaves no traces on the skin surface. The special fluffy material of the cloth traps surface dirt and provides easy access to even the most difficult to reach areas. Using a cloth, you can clean up to all 10 nails and fingers with its magical scent of blueberries.

80pcs/box



XTREME FUSION ACRYLGEL THINNER

This new additional liquid was developed for Xtreme Fusion AcrylGel. It does NOT dry the fur of the brush and it does NOT have an unpleasant smell like the liquid has. It makes the colors more vivid.

40ml



SPRAY PREP

A large amount of nail preparatory liquid in a practical pump spray form. It can be used as a hand and nail cleaning spray at the beginning of the treatment. Due to its degreasing effect it helps the adhesion of the template on the skin. For template building instead of Nail Prep we should use it as dehydrating cleaning liquid sprayed in the nails.

100ml


Nail Prep/Spray Prep refiller 500ml



NAIL PREP

Fungus preventive and dehydrating, PH-balancing preparatory liquid. Before using the Primer you have to wait until it dries completely. Its composition is the same as Spray Prep. Use it for building nails with tip

15ml



PREPARATORY AND ADDITIONAL LIQUIDS

ACID PRIMER

Adhesion promoter liquid which distracts the moisture from the layers of the nail. After the drying of Nail Prep or Spray Prep it should be applied in a thin layer on the surface but before that the excess on the brush must be left on the bottle neck or absorbed by a dry towel. Due to its acid content it must not touch the skin. It must be fully dry because it completes its effect over time! If it gets on the surface in a thick layer the nail plate would only dry seemingly.

15ml
Primer pencil



ACID FREE PRIMER

Completely acid-free, adhesion promoter liquid, which does not dry out completely it will still have a sticky layer. Therefore it should be applied in a thin layer, because this double-sided sticky part will function as an adhesive between the nail plate and the material that will be put on it. If we put more acidfree primer, this sticky bit will be thicker so the material on it will not stick on the nail plate and will peel off. The excess on the brush must be left on the bottle neck or absorbed by a dry towel so that no extra amount will get onto the nail

8ml
15ml



NO BUFFER SCRUB – MILD AND SUPERFAST PREPARATORY

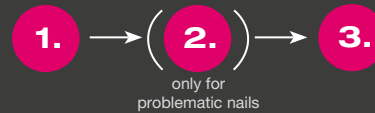
Mild and superfast preparatory liquid for CrystalLac. Newly developed preparatory material that makes the classic CrystalLac and the ONE STEP CrystalLac processes ever so mild. The No Buffer Scrub replaces the use of Nail Prep/Spray Prep and the Primer as well as the buffering at ONE STEP CrystalLac. It has a strong dehydrating and degreasing effect so the nail does not need any more preparation. Soak a fiber-free paper towel in No Buffer Scrub and rub the nail with it thoroughly. To have a better result after some fingers change the paper towel and get a new one.

40ml
100ml



It can be used on the nail without buffing or matting the nail.

STEPS OF USAGE OF THE LIQUIDS:



CLEANSER

This cleansing product removes the sticky layer of builder gels and gel polishes. In different sizes.

40ml
100ml
Refiller: 500ml



SCENTED CLEANSER - CLEANSING LIQUID

This scented cleansing product removes the sticky layer of builder gels and gel polishes. Leaves a nice scent on the skin and nail. In different sizes.

40ml
100ml
Strawberry refiller: 500ml

Tutti-frutti
Cinnamon Plum
Strawberry



PREPARATORY AND ADDITIONAL LIQUIDS

SCENTED CRYSTAL NAILS TIP-, ACRYLIC AND CRYSTALAC REMOVER

Extra strong remover liquid for tip-, acrylic and CrystaLac with aloe vera, glycerine and panthenol. The aloe vera is nourishing and moisturizing the skin and the panthenol makes it so soft. In chamomile and green tea scents.

100ml

1l

Use it with wrap
foils

Chamomile

Green
tea



ACRYL REMOVER

Tip and acrylic remover liquid with lanolin that protects the skin from drying and becoming white. It contains three types of remover ingredients so the removing process is faster.

100ml

Use it with wrap
foils



UNIVERSAL REMOVER KIT

With the help of the kit CrystaLac, tip, acrylic and nail varnish can be removed easily. The removing process is more effective and material saving.

The kit contains:

- 20 pcs remover foils
- 2 pcs orange wooden sticks (to push back the cuticle and remove the dead skin from the nail plate)
- Acryl Remover
- Soft touch buffer



Crystal
Nails®

NAIL POLISHES & NAIL CARE



NAIL CARE

FUNGUS STOP (ANTI-FUNGUS)

Contains tolnaftate, a super strong anti fungal substance. Rub one drop into each nail and the surrounding area.

15ml



DEFENDER - QUICK DRY SHIELD

Creates a fast drying, hard layer on the top of the lacquer, prevents from chipping and abrasion. Makes the colors more vivid and shiny.

8ml
15ml



XTREME HARD NAIL STRENGTHENER LACQUER

Creates a fast drying, hard layer on the top of the lacquer, prevents from chipping and abrasion. Makes the colors more vivid and shiny

8ml
15ml



HIGH SHINE

Extremely high shine, fast drying top coat.

8ml
15ml



DROPPER DRY

Reduces the drying time nail polish. Contains cuticle oil. Apply only one drop per nail.

15ml



NAIL STRENGTHENER BASE COAT

Nail strengthener base coat, developed for weak nails, with calcium, vitamin E and B.

15ml



2 IN 1 BASE AND TOP COAT

Prevents from yellowing, improves the adhesion of color polishes, gives you shine and protection.

8ml
15ml



WEEKLY TOP COAT – 7 DAYS LONG SHINE, OVER NAILPOLISH

Apply it over your nail polish, so it remains shiny even for 7 days. With the Weekly Top You can expand the lifespan of your favourite nail polish! Dries very fast, no need for UV lamp. Remove it with nail polish remover.

4ml
8ml



CUTICLE OIL - NAIL CARE OIL

8ml
15ml



UV TOPCOAT

Due to its components, it makes a hard and shiny top layer that hardens in 60 seconds in a UV lamp (not completely dry). With patented formula.

15ml



CUTICLE REMOVER LIQUID

After 2 minutes, the solvated skin can be removed with a cuticle pusher. It should not stay on the skin more than 5 minutes.

15ml



RIDGE FILLER

Protects with seaweed extraction, fills all the ridges with micro crystals and help the regeneration of the nails.

8ml
15ml



The nail shown in the picture was made with **3S3** and **3S111 3 STEP CrystaLacs** (the work of Dóra Dovicsák).



NAIL CARE



P. SHINE JAPANESE MANICURE KIT

It helps to regain the beauty and shine of nails given by nature, promotes healthy nail growth. As a result, our natural nails provide a brilliant feeling of comfort for our daily lives. The treatment will make the nail stronger, the color of the nail will brighten (more and more with each treatment), and the light will be extremely durable (it will not wear out because the material is incorporated into the nail plate). It can also have an extraordinary effect on pedicures.

1. P.SHINE JAPANESE MANICURE KIT - PROFESSIONAL KIT

The kit contains:

- P.Shine Japanese manicure paste
- P.Shine Japanese manicure powder
- 3 pcs of files
- 2 pcs of deerskin fine buffer
- fine buffer kerchief
- dosing spoon

2. P.SHINE JAPANESE MANICURE KIT - HOME KIT

The kit contains:

- P.Shine Japanese manicure paste
- 2 pcs of files
- 1 pcs of deerskin fine buffer

The products in the kit can be purchased independently

COAT THINNER

40 ml



LACQUER CORRECTION PEN normal with 3 spare tips



CRYSTAL LACQUER CORRECTION PEN WITH SPARE TIPS

Crystal Nails quality, changeable tips.



SCENTED CRYSTAL NAILS NAIL POLISH REMOVER

Nail polish remover with aloe vera, glycerol and panthenol – in 1 liter and 100ml packaging. With its help, you can remove the nail polish easily, perfectly and fast, while it is gentle to the nails and hands. The aloe vera nourishes, the glycerol and panthenol make the skin soft. Rose and orange scents.

100ml
1l



DECORATION COLORS

Crystal Nails nail polishes have the optimal viscosity, you can apply them without remaining spots or lines. The perfect elaboration of the brush and the unique silver cap also help your work. Thanks to the long lasting formula, our lacquers are super abrasion-resistant. We put brand new colors, such as french, chrome, holographic and iridescent into pretty, narrow bottles. Contains protein, in order to strengthen the natural nails.



KÖRÖMLAKKOK



1. FULL DIAMOND COLORS

Shine bright like a diamond!
8ml



4. DIAMOND COLORS

Magical journey to the infinite: discover the deep space.
8ml

2. SKIN EFFEKT COLORS

Nail polishes with crazy skin-effect!
8ml



5. MAGIC EFFECT COLORS

Amazing color blust! Discover the space!
8ml

3. TINI EFFEKT COLORS

Sparkling, glittery effects, real girly nail polish.
8ml



6. GLAMOUR COLORS

Prism technology, iridescent, multidimension colors.
8ml

NAIL POLISHES



6. GLAMOUR COLORS

Multidimensional polishes with prism technology.

8ml – 890,-

9. FRENCH COLORS

For traditional or modern French polishing.

8ml – 650,-

7. PARTY EFFECT COLORS

For celebration, events.

8ml – 890,-



10. HOLOPRISM COLORS

Holographic color polishes, which have different effect from different angles.

8ml – 890,-

8. LIQUID CRYSTAL COLOR


Like a ray of sunlight on the water.

8ml – 890,-

11. COLOR2COLOR

The same number as GL polish. Vivid colors.

8ml – 650,-



A képen látható köröm 3S121-es 3 STEP CrystalLac-kal készült (Méhész Alexandra munkája).



Crystal Nails®

FILES



XTREME FILES

Due to the newest grain-adhesion technology, they are more durable than ever. The files are much stronger and more durable than the traditional files consisting of flexible grains.

1. XTREME 100/180 (RED)

2. XTREME 150/150 (BLUE)

For shaping and tip filing

3. XTREME 100/100 (PURPLE)

For surface filing and removing color gels/acrylics

4. XTREME 180/180 (GREEN)

For matting and finer filing

BESTSELLER

Flexible grains: do not cause scratches, do not slip on the surface, it clings into the material.



KLASSZIKUS (ZEBRA) RESZELŐK

Klasszikus (zebra) reszelőink finomabb, japán papírral készülnek. Ezért a hozzájuk tartozó szám az Xtreme-eknél finomabb típusú reszelőket jelöl. 390,-

5. PROFESSIONAL 100/180 (RED)

6. PROFESSIONAL 150/150 (BLUE)

For shaping, tip filing and matting

7. PROFESSIONAL 100/100 (PURPLE)

For edge filing and removing color gels/acrylics

8. PROFESSIONAL 180/180 (GREEN)

For finer filing and refining

HIT files with Japanese paper

CN advise: Finer than the Xtreme files with the same number.




FILES

DISINFECTABLE AND TRADITIONAL FILES

IRONX FILES 100/100, 150/150, 180/180, 150/180
Suggested for Fusion AkrilGel, 150/180 grade, waterproof, halfmoon shaped, specially coated file, 4-5 times more durable than the regular files, can be disinfected, easy to clean with a nail brush. The surface is extremely durable and stronger than the similar numbered Xtreme files.



ULTRA PROFESSIONAL 100/180



STRAIGHT BLACK 100/180. Durable grit.



PINK 150/280. For natural nails.



CURVED-STRAIGHT BLACK 100/180. Durable grit.



STRAIGHT WHITE 80/100 – For rough filing.



DROP 180/180. For matting. 250,-



DROP SHAPED FILE For smile line, 100/150 250,-



WOODEN FILE 120/180. For hardly accessible locations such as sidewall points. For manicures and acrylic nails.



XTREME STAINLESS STEEL FILES

They have exceptional durability, thanks to the stainless steel material strong 80/120 grains and it's not just for natural nails. This product can be used for manicure and pedicure as well because of the rounded shapes and 2 kinds of grains. Try them on sculpted nails or making the smile line as well.

XTREME STAINLESS STEEL FILE, LONG STEEL FILES - 16 CM

For manicure and sculpted nails as well. 80/120



XTREME STAINLESS STEEL FILE - SHORT - 14 CM

With its shorter file surface and rounded tip, it is an excellent choice for both pedicure and manicure work. 80/120



4X4 FILES KIT

If sometimes you cannot find – among your currently used materials and pieces of equipment – the file you need for the current step then we have good news for you! The 4x4 file kit is for you because

it can be transferred into the file holder within a few seconds. Your file supply for a month can be kept in a practical holder: just tear down the top by the perforation and fold the two handles across each other towards the inside of the box so they will separate the file types.

The kit contains:

- 4 pcs of Classic (Zebra)
150/150 blue
- 4 pcs of Xtreme
100/100 purple
- 4 pcs of Xtreme
150/150 blue
- 4 pcs of Xtreme
180/180 green

A monthly file
dose!



BUFFERS

NEW! IRONX BUFFER 100/180

A new member of the IronX family with 4-5 times longer lifetime than conventional buffers. The surface is water repellent - it can be 100% disinfected.



BLACK-PURPLE BRICK BUFFER

60/100/100



FINING BUFFER, PINK

180/200 Stronger and more durable.



WHITE BRICK BUFFER

180/180




FINING BUFFER, WHITE

220/280 Stronger, more durable.



FINE MATTING BUFFER

200/200 grit soft, flat, rectangular buffer. It contacts the nail on a big surface, so matting the nail takes only a few swipes. Due to its softness, it lines perfectly with the nail arch for better use. We use this buffer to prepare the nails for CrystaLac before using the No Buffer Scrub or Spray Prep materials. Due to its softness it is gentle, does not file deep into the nails. If we use this buffer for nail preparation, it will be easier to dissolve CrystaLac.



BLACK-ORANGE BRICK BUFFER

100/180/180



Gentle!

Don't file!
do a fine matting!

CN advise:
for preparing to
CrystaLacs

MAGIC SHINE FINE-BUFFER - 2WAY
600/3000



MAGIC SHINE BLOCK FINE-BUFFER
600/3000. More thin than the others, the work is more comfortable with it. It is covering a lot of the nail surface at the same time.



MAGIC SHINE BLOCK FINE-BUFFER
600/3000. It covers a lot of the nail surface at the same time.



CN advise:

use this product of its own for the beautiful shiny nails!
In case of acrylic nails you can produce the finest result!

More comfortable work



Crystal
Nails®

BRUSHES



GEL BUILDER JEWEL BRUSHES

JEWEL BRUSHES

Highly quality, exclusive design, jewel effect - with a computer generated logo. These brushes have well-fixed handle parts, also they have caps of their own!

GELLY GEL BRUSH

Synthetic gel brush. Thanks to its softer, longer and flat fur, it is easier to apply it. This brush is perfect for make the smile line and for royal and color gels, and to cover the whole nails.



NERO MERLO II.

Soft, natural hair, excellent quality brush. The hair is a bit longer, than in 6 Gel brush. The precisely cut edge provides an accurate work. Due to its special form, it is an essential tool in the perfect, professional salon. Use with medium dense and softer materials such as Titanium Gel, Builder Gel I-II, Cover gels or pink builder gels.



NERO MERLO III.

Natural hair, harder type, excellent quality. Short and wide head. The hair form and length is like in Firm Gel brush. The precisely cut edge provides an accurate work. Use with denser builder gels such as Xtreme Clear and Xtreme Pink.



XTREME GEL BRUSH

Synthetic hair gel builder brush with 1mm longer hair than in 6 Gel brush. Use with medium dense and softer materials such as Titanium Gel, Builder Clear I-II, Cover gels, pink builder gels or white gels.



6 GEL BRUSH

Synthetic hair gel builder brush. Use with medium dense and softer materials such as Titanium Gel, Builder Clear I-II, Cover gels, pink builder gels or white gels.



4 GEL BRUSH

Small gel brush with synthetic hair. Use mainly for color materials but also for white builder gel.



FIRM GEL BRUSH

Small gel brush with synthetic hair. Use mainly for color materials but also for white builder gel.



BRUSHES

ACRYLIC BUILDER BRUSHES

THE BIG ONE – GIANT ACRYLIC BRUSH

Natural hair for experienced acrylists. The high quality hair has an excellent absorbency. The pointy peak provides precise work. Harder hair, greater compressive force. With a light wooden



XTREME (HARDER) ACRYLIC BRUSH

Size 8, flat professional builder brush with natural hair for experienced acrylists. Made of harder, higher quality hair which has greater absorbency and compressive force.



A8 ACRYLIC BRUSH

A size 8 acrylic builder with natural hair. Made of softer Size 8, flat professional builder brush hair. Also for less experienced acrylic users.



A6 ACRYLIC BRUSH

A size 6 acrylic builder with natural hair. Due to its small size you can use it for color materials. Made of softer hair.



PAINTING DECORATION JEWEL BRUSHES


LOOP PAINTING DECORATING JEWEL BRUSH

Synthetic brush with soft hair at the tip specifically designed for color fading with gel. It is easy to paint the next motives like flower, butterfly, butterfly bow. It doesn't leave stripe on the material. You can make cambered patterns easily. It is good for soft and thick material as well.



PHANTOM PAINTING DECORATION JEWEL BRUSH

Gel nail art brush with natural hair. Therefore, it can be used for gel, acryl, aquarelle painting as well. Perfect for creating the color mash, because of its size and softness. Slightly bulkier than CN Art Design brush.



ART DESIGN BRUSH

This thin, precise brush has a shortest and natural hair (5mm), which allows us to work with it easier. For contouring and precise painting. Good for water-based paints and gel painting as well.



BARBARA II. BRUSH

This short, precise, slight brush with natural and pointy (7,5mm) hair allows us much more control over itself. This brush strongly recommended for making very thin lines and contours. Use this for water based paints but you can use it for gel paintings as well.



BRUSHES

GEL DECORATING JEWEL BRUSHES

OMBREPRO BRUSH

Synthetic brush with thinner hair at the tip specifically designed for color fading with gel. Due to the head's enhanced width it makes color fading a lot easier. By using tapping movements you can create a perfect ombre effect. These brushes are perfect for Royal Gels and gel polishes.



NERO MERLO 0 BRUSH

Natural soft hair with a round tip. The form and design provide precise work. For color materials, detailed painting and small surface. Due to its form it is easy to create the edges and gradients on the color gel's surface.



NERO MERLO I. BRUSH

Natural soft hair with round flat tip and high quality. Cover the entire nail surface for fast color gel paint. Its natural hair and the precise sharp form on the side make it is easy to create the cuticle and the smile line as accurately as possible so it will not touch the skin.



BARBARA I. BRUSH

Synthetic hair and pointy peak. For decoration, small, precise artistic work. The 6,5mm hair provides easier control to create patterns and contouring.



GEL PAINTING JEWEL BRUSHES

0 MINI BRUSH

Synthetic hair, very thin, for flexible gel decoration. Length: 3 mm



0 SHORT BRUSH

Synthetic hair, very thin, for flexible gel decoration. The 6mm hair provides easier control to create gel patterns, smile lines and contouring. Less experience users may use another 0 short brush to paint contour lines with aquarelle.



0 LONG BRUSH

Synthetic hair, very thin, flexible gel decoration brush. With 10mm hair. For creating gel patterns and smile lines.



3 GEL BRUSH

Synthetic hair, gel decorating brush. Thanks to the sidelong top, it could easily create a color transition with sparkling gels and it is perfect for wiping the smile line.



BRUSHES

ACRYLIC DECARATION JEWEL BRUSHES

MINI 3D ACRYLIC DECORATING BRUSH

Natural hair, flat, pointy peak, high uality acrylic decoration brush. Length of the hair: 8mm, width: 4mm. The acrylic nail art brush with the smallest hair, for creating precisely the smallest patterns.



ONE MOVE DECORATING JEWEL BRUSHES

ONE MOVE I + BRUSH

With synthetic hair, especially designed for the one move technique. Bigger size with asymmetrical hair. Length of the edge: 4,5mm.



ONE MOVE II + BRUSH

With synthetic hair, especially designed for the one move technique. Smaller size with asymmetrical hair. Length of the edge: 3mm.



ONE MOVE IV+ BRUSH

We have been waiting so long for the fourth member of the team One Move! A real essential product, with improved mini sized hair and edge ending for the more precise work in case of small patterns or small nails.



GEL 4 BRUSH

Synthetic hair, small size, straight edge, flat gel brush.

**GEL 6 BRUSH**

Medium sizes, synthetic hair, straight edge, flat gel brush.

**3D GEL BRUSH**

Synthetic hair, rounded edge, flat gel brush. Especially for 3D gels.

**ACRYLIC 6 BRUSH**

Natural hair, small size. Acrylic builder brush.

**ACRYLIC 8 BRUSH**

Natural hair, soft, medium size acrylic builder brush.

**SHORT HAIRD DECORATING BRUSH**

With thin natural hair and pointy end for nail art.



BRUSHES



The nail in the picture was made with Xtreme Superior CoverPinkGel and the decoration is made with Swarovski stones (by Dóra Dovizsáki).



COLORANT BRUSH KIT**A brush kit for Pigment Powders**

With these synthetic brushes will be easy to apply the pigment powder onto the nails.

This kit contains 5 synthetic brushes.

**BIG BRUSH KIT**

2pcs of synthetic haired brush. The kit contains:

sidelong, flat brush (mini, small, big)

straigh flat brush (medium, big)

nail art brush (mini, short, medium)

cat-tongue brush (medium)

fan brush

long hair brush extra

pointing brush

You can find a brush for almost every linethickness and pattern in this one kit.

Crystal brushes, with a fine quality hairs for beginners. Pretty looks, low prices.

Mostly for gel painting

**CRYSTAL NAILS ORANGE BRUSH CLEANER****For the most permanent decor brushes**

A highly effective cleaner tool to extend the lifetime of your brushes.

If you wash your acrylic or aquarelle brushes with this cleaner, their hair will fall out only much later.

This liquid dissolves the dried substance from the brush.

You will see, your brushes will last longer!

with a nice orange scent

Made in Germany!

CN advise:
After using a transferfoil glue or the Chro°Me CrystaLac, clean your brushes with the Crystal Nails Orange Brush Cleaner and prevent the hair became sticky



BRUSHES

SILICONE RHINESTONES BRUSH KIT (3PCS)

Silicone brushes with sparkling rhinestones with inside of them. These brushes are developed specifically for Lace gels. 5 different tops.

CN advise:
It is perfect for applying
ChroMirror pigment
powders as well!



ADDITIONAL SPONGE HEADS FOR OMBRE STICK

4pcs



SPONGE OMBRE STICK

Replaceable sponges on both ends. Comes equipped with four sponges you can buy separately. Perfect for creating beautiful color gradients on any base coat with Art Gel and RoyalCream Gel and for Baby Boomer gel polishing with Cover Pink Base Gel and White Art Gel as it marvelously blends Art Gel.

Keep your brush
locked away from
the sunlight and
horizontal position
after using and
cleaning it.

How to clean sponges:
dip the sponge in a drop of
Cleanser, dry it with a paper
towel. The sponge will be back
to its normal size in an hour (can
be less if wrapped into paper
towel). Wait for the
sponge to completely dry before
using the stick again!



Perfect Baby Boomer gel polishing in 2 steps:
apply White Art Gel onto Cover Pink Base Gel to create a mesmerizing gradient! Top it off with a top
cat, and you're done! (Alexa M  h  sz)

BRUSH HOLDER, WITH 2 SIDES

Portable brush holder with hard cover. Its specialty that you can store your brushes on both sides. You can separate your acrylic and gel brushes, or the builder and nail art brushes. With embroidered silver Crystal Nails logo.



BRUSH HOLDER

Practical holder for builder and decoration brushes, so you will always easily reach the brushes you need and keep them together. For five brushes, in 2 colors



BRUSH-CASE



BRUSH HOLDER - HARD COVER

Hard cover, portable, propped out, nice and useful brush case envied by many.



Keep your brushes close by you and organized

CLASSIC TIPS / NAIL GLUES

1. **NEW! FOR XTREME FUSION ACRYL-GEL - CLEAR TIP ALMOND**
Transparent, more flexible tips in 12 sizes for Xtreme Fusion AcrylGel. There are a total of 140 pieces in one box. You can use a tip more than once! The tips have an ideal, more natural-looking curve.
2. **NEW! FOR XTREME FUSION ACRYL-GEL - CLEAR TIP**
Transparent, more flexible tips in 12 sizes for Xtreme Fusion AcrylGel. There are a total of 140 pieces in one box. You can use a tip more than once! The tips have an ideal, more natural-looking curve.
140 pcs
120 pcs
3. **NATURAL / STRAIGHT (CLASSIC)**
100pcs 1-10
Refill (50pcs)
4. **CLEAR**
100pcs 1-10
5. **NEW! FOR XTREME FUSION ACRYL-GEL - CLEAR TIP**
Transparent, more flexible tips in 12 sizes for Xtreme Fusion AcrylGel. There are a total of 140 pieces in one box. You can use a tip more than once! The tips have an ideal, more natural-looking curve.
6. **DISPLAY TIPS - COVER PINK OVAL**
Ideal shape and size tips for practicing. Thanks for the cover pink color, doesn't requires any base color.
7. **DISPLAY STILETTO TIPS**
For practicing, showing samples for guests or for your portfolio. Curved Stiletto in size 1-2, in matte white and transparent colors.
Matt white
Clear
8. **BRUSH ON GEL TIP GLUE**
Extreme strong glue with brush. Thanks to the brush you can work with it easily and you can put the right amount to the surface.
10g
9. **BRUSH TIP GLUE**
Super strong, extra quick glue with brush. You can work very accurately with its special brush.
7,5g
10. **NAIL GLUE**
Beaked tip glue, superstrong.
3g



Crystal
Nails®

FORMS & METAL TOOLS



CRYSTAL FORMS



- 1. WONDERFORM**
Holds any angles perfectly, provide strong adhesion.

Developed specifically for flawless nail form application. Hard material holds any pearl white angle perfectly, yet it is easy to shape. This longer version of our WonderForm especially developed for extreme nails and competition. Thanks to its unique layering, it holds its shape like a rock and provides strong adhesion. Easy to cut despite the thicker material. Thanks to its almond-shaped dent, it is easier to adjust to the arc of the natural nail. Cutting it at the stress points is not necessarily required, it is more than enough to push it under the nail on account of its superb strength and its ability to push down the skin at the stress points (which is a huge plus when dealing with deep stress points).

30 pcs
200 pcs

- 2. WONDERFORM LONGPRO**
For extreme long nails and competitions.

Easier to adjust to the arc of the natural nail thanks to its almond shaped dent!

CN advise: you can easily shaping these forms in rubber gloves as well!

30 pcs
200 pcs



CRYSTAL NAILS FROM

Unique quality, strong adhesion, optimal curve and clear, visible scale. Ideal for salon work, and for sculpting salon nails with natural length. Size: 38x56 mm, free edge length 21 mm.

50pcs
500pcs

Made in USA! – extraordinary quality



BEST of
Crystal Nails

XTREME BUTTERFLY FORM

Unique quality, strong adhesion, optimal curve and clear, visible scale. The most popular Crystal form. Ideal for salon work, and for sculpting salon nails with natural length and also for longer, extreme shapes. Size: 60x60 mm, free edge part 28 mm. 2 cm wider and almost 1 cm longer free edge than the Crystal Nails form.

30pcs
300pcs

Made in USA! – extraordinary quality

Form of the olympic champions

CRYSTAL FORMS AND BENDING TOOLS

1. FORM DISPENSER

You can make your work easier with a form dispenser: the plastic holder will make it easy and simple. This product will separate the forms from the paper.

For Xtreme Butterfly forms

2. PREMIUM C-CURVE KIT

This tool holds the bent shape for the curing time. Thanks to the transparency, the UV light can go through.

the kit contains: 5pcs of different sizes of C-curving sticks with diamond dust on the top.

3. C-CURVE HOLDER - BLACK

It could be a problem if the sculpted nail wouldn't want to hold their shapes for its own. That's why this product is a big help for us: holds the sculpted nail to the curve what we want to achieve.

4. C-CURVE HOLDER - CLEAR

This products can help you holding the c-curve during the curing. Because of the transparency, it lets through the UV light.

5. C-CURVE HOLDING CLIP

If you would like to the nail has a nice arch, you have to bend it. This product will help create a nice, c-urved shape.



PROFESSIONAL METAL TOOLS

PROFESSIONAL SCISSORS
stainless steel -
exclusive quality for professionals

SOLINGEN SCISSORS
Chromium steel. Tradition and
quality.

**6. XTREME ERGOSHARP
SCISSORS**

**9. MANICURE AND
CUTICLE SCISSORS
- SOLINGEN**

**7. PROFESSIONAL
CUTICLE
SCISSORS**

**10. MANICURE SCISSORS -
SOLINGEN**

also for form shaping/cutting!

JAPANESE STEEL SCISSORS
Japanese quality, with long lasting
cutting edges

**8. PROFESSIONAL
NAIL SCISSORS**

**11. NAIL SCISSORS -
JAPANESE STEEL**

**12. UNIVERSAL NAIL
SCISSORS -
JAPANESE STEEL**

**13. GOLDEN SCISSORS
CUTICLE SCISSORS -
JAPANESE STEEL**

**16. DOUBLE-ENDED
PEDICURE FILE**
This new product is for cleaning
healthy and overgrown nails and
the cuticles around the nail.

14. CN NAIL SCISSORS
Stainless steel

**15. NEW! EXTREMELY
DURABLE, STAINLESS
STEEL CUTICULA PUSHER**

Its special design and rounded end
allow for more precise manicures.
The skin-lifting edge is thin, making
it excellent for lifting the cuticle. The
scraper tip also allows you to properly
remove thin skin that is strongly
sticked to your nails. Recommended
tool for modern manicure technique. It
is also perfect for pedicures.

17. NAIL CLIPPERS
Nail clipper for natural nails
or shortening artificial nails.
Especially useful for extreme
shapes and nails that does not fit
in the tipcutter. With a practical
case that collects the nail bits.

**18. CUTICULA AND
FINGERNAIL
CLIPPER**



PROFESSIONAL METAL TOOLS FOR PEDICURE AND MANICURE

HEAT-TREATED STAINLESS STEEL DEVICES MADE OF MEDICAL STEEL, REFINED BY HEAT TREATMENT, REFINED BY HANDWORK

- 20. **EXKAVATOR**
A tool which makes the pedi technician's job so much more! Use it for cleaning the nail grooves, ingrown nails treatment and cleaning.
- 21. **PROFESSIONAL CUTICLE PUSHER AND SCRAPER**
- 22. **CRYSTAL DECORATING NEEDLE**
- 23. **FLEXI MIXING SPATULA**
- 24. **C-CURVE TWEEZERS**
- 25. **SHAPE X C-CURVE TWEEZERS**


- 26. **CUTICLE PUSHER-SCRAPER FOR MANICURE**
Manicure metal tools in gold and silver colors.
Small
- 27. **CUTICLE PUSHER-SCRAPER FOR MANICURE**
Manicure metal tools in gold and silver colors.
Big
- 28. **RHINESTONE PICKING TWEEZERS**
- 29. **STAINLESS STEEL HANDLE**
For disposable blades.
- 30. **STAINLESS STEEL STAND FOR TOOLS**
- 31. **FLEX CUTICLE AND FORM SCISSORS**
Interesting mechanism: the springy handles open the scissors for us thus they are easy to control when cutting cuticle or forms.



PROFESSIONAL METAL TOOLS FOR PEDICURE AND MANICURE

HEAT-TREATED STAINLESS STEEL DEVICES MADE OF MEDICAL STEEL, REFINED BY HEAT TREATMENT, REFINED BY HANDWORK

- 32. **TIP CUTTER**
Light tip-cutter with a curved head and edge. With its curved edge it will not flatten the tip.
- 33. **BARREL SPRING FINGERNAIL CLIPPER**
Big
- 34. **CUTICLE PUSHER**
- 35. **BRAUN PEDICURE BLADES**
Sterile steel blade



The nail shown in the picture was made with **Cover Refill Hard Gel, Pro Gel and silver transfer foil** (by Dóra Dovitscsák).



PROFESSIONAL ACCESSORIES

- 1. SOFTENED WIPES**
The new version of the multi-layer paper wipes. Better pressing for a more precise work, smoother surface.
500pcs

You can also use the box as a dispenser!

- 2. SOFT NAIL WIPES 100 PCS**
Folded to 5*5 cm pcs.

- 3. SOAKING THIMBLE FOR ACRYLIC AND CRYSTALACS**
10pcs

- 4. LINT-FREE NAIL WIPES**
3-4 fingers/pc

- 5. NAIL WRAP REMOVER FOIL**
Already shaped for specifically to soak-off acrylic, CrystaLac or Easy off.
100pcs

- 6. CLEANSER PAD - LINT-FREE PADS SOAK IN CLEANSER**
Lint-free pads soaked in Cleanser. Facilitates faster salon work. Perfect for on-the-road nail techs, provides a 2-in-1 alternative for cleanser and lint-free towels. A single Cleanser Pad – depending on nail length – is enough for cleansing 5-10 nails.

- 7. THREAD GLOVES**
The elastic fingertips ensures a better grip. The textile part ensures the perfect ventilation so they are more comfortable than the rubber gloves.



Crystal
Nails®

NAIL ART



BUILD-IN DECORATIONS

NEW! DIVA GLITTERS

This is our new shining member of our decoration tools. The Diva Glitters are merging the glitters and sparkles in a new, metallic way. This product will shine on your clients' nail and make them Divas.



White silver



Rosegold



Baby pink



Rosesilver


CN Advise:
dab them into a sticky layer or mix them up with Compact Base Gel Clear and apply to the surface. You cannot get enough of sparkling!

NAILFETTI DECORATION GLITTERS


Kerek formájú, vegyes méretű és színű, korong alakú körömdísz. Ragacsos felületbe (műkörömbe és géllakkba is) építhető be. Kötés után fedést igényel.



Nailfetti 1




Nailfetti 3




Nailfetti 4



Nailfetti 5




Nailfetti 6



Nailfetti 7



Nailfetti 8



Nailfetti 10
Rainbow Clear

3D NAIL DECORATION GLITTER

One of the top hits of the summer and it has 3D shape! Exciting iridescent Violet and Peach version of colors! Use this way: apply a thin layer of thick clear gel (Compact Base Gel, Gem Glue Gel) and place the glitters in a way you want. Cure it, and cover it and make sure that the edges of the glitters blend in properly and the surface of the top gel is smooth enough.



Violet



Peach



One of the top hits of the summer and it has 3D shape! Exciting iridescent Violet and Peach version of colors! Use this way: apply a thin layer of thick clear gel (Compact Base Gel, Gem Glue Gel) and place the glitters in a way you want. Cure it, and cover it and make sure that the edges of the glitters blend in properly and the surface of the top gel is smooth enough.

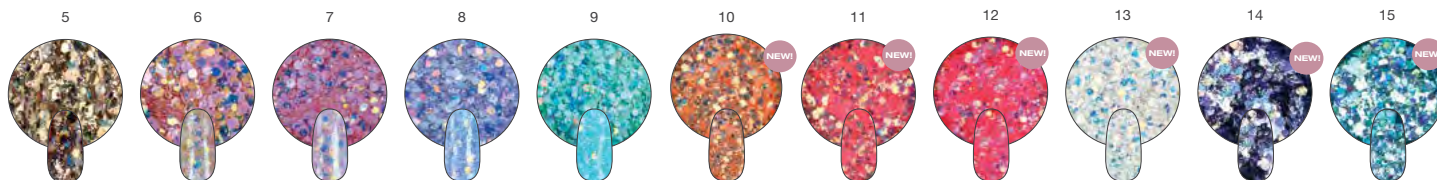
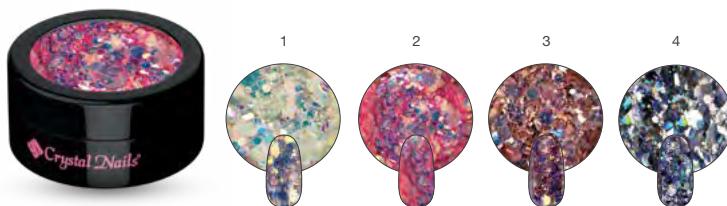


BUILD-IN DECORATIONS

GLAM GLITTERS

Our Glam Glitters collection has a holo effect now as well! Get the the new sparkling glitter and powder decorations, and make your customer's nails sparkingly colorful!

CN advise: mix it with Compact Base Gel, and apply on the surface of the nail that way!



SNOW DECORATION FLAKE

Make unique winter nails with the new Snow Flakes with the help of tiny decorative sequins. Hexagon and round white shapes, which can transform a simple nail to a festive splendor.

CN advise: Also suitable for built nail and gel polish decoration. Tap it into a sticky layer or mix with Clear Compact Base Gel and apply it to the nail surface.



GLAM SELECTION

There are hundreds of different shapes and themes in a selection you can use well in the spring-summer months. If it does not fit the nail surface just bend them. If you fix it to Gem Glue Gel or Compact Base Gel you will get a lasting color and if you use a thin layer of highshine the result will be durable as well.



Glam Selection 1
Silver



Glam Selection 2
Rosegold



Glam Selection 3
Tropical



GLITTER POWDER - SMALL

The tiniest and finest cells in gold, silver and burgundy colors.



47



48




49



50

GLITTER POWDER - BIG



ORNAMENTS FOR TOP GELS

CHROMIRROR PIGMENT POWDERS

Breathtaking chrome pigment powders are still on the top of the A-list! The use of the ChroMirror Chrome Pigment Powders is easy: apply the powder onto a non-cleansing, sticky surface – Royal Ge I, 1S/3S CrystaLac, 0/clear ONE STEP CrystaLac, Super Shine Optic and Xtreme Top Shine – cure 80% of the full time, rub it nice and shiny, file the free edges, cover it with Acid Free Primer, then close the free edges and cover it with flexible top gel (Cool Top 4 Dark, Cool Top Gel Universal, Top Seal Gel, Top Seal Light).



CHROMIRROR TIGER EYE GREEN

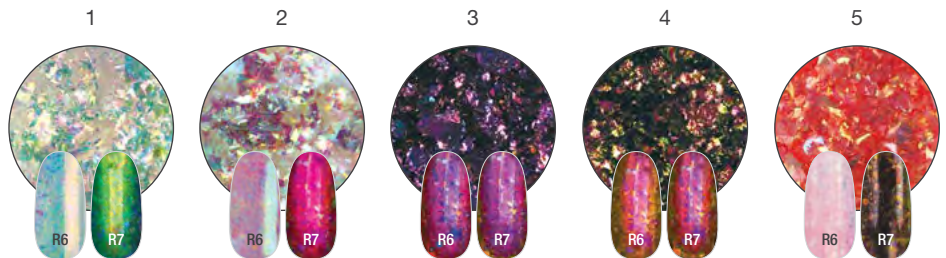
It works as TigerEye - mix with a few drops clear gel. You can shape it with magnets before curing it. But, beware: it won't have the usual TigerEye result, but it will have a sparkling, multidimensional, chameleon rainbow effect. You can use any gel polish and any colors as a base. If you rub it into a non-cleansing surface, as a ChroMirror powder, you will get the most homogenous chrome surface ever.

Tiger Eye Green



CRYSTAL FLAKE


Extremely reflective flake. Apply on a non-cleansing, sticky surface, cover it with Acid Free Primer, then cover it and close the free edges with Cool Top Gel Universal. You can built in the nail as well: in case of acrylic, after you pick the acrylic with your brush, dap it into the jar of the flake and then you can apply to the nail. In case of builder gel, mix the gel and the flake and then apply it to the nail.



DECORATIONS FOR CLEANSING SURFACE


PLATINUM FOIL

It has smaller pieces than Crystal Flake. Using different methods, you can achieve different results with this product. If you apply it on a non-cleansed, sticky surface, you can achieve a foil-effect, but if you apply it on a non-cleansing, smooth surface, you can get a chrome-effect. We have 4 fabulous colors!




CRYSTAL MERMAID POWDERS

Spring Sparkle: cheer your customers up with longlasting shine! No one can look away from their nails if you use it.



MICA

Interesting sparkling effect, flat random shaped pieces with minerals on it.



NEON PIGMENT POWDERS


These powders are the perfect choice for ColorVortex (smokey-effect), ombre and marble techniques. They have so vivid shades, you could actually go insane!




XTREME TRANSFERFOILS - EASIER TO PEEL OFF, BRIGHT COLORS

Extra thin and very special foils with the best adhesion ever! They stick perfectly so foil technique has never been so easy. The new foils are good for covering even the whole surface of the nail without any gap between them. By making thin patterns we can create jewel - like embossed decorations combining it with foil gel. Available in amazing colors. Length: 25 cm.

CN Advise:
It is important what top gel is applied to the nails decorated with foil, because some top gels may etch the glossy surface of the foil. Choose from the following top gels depending on the base: Top Seal Light is the best and a soak-off alternative is the 0 Clear / Top CrystaLac, Easy Off Top Gel, Cool Top Gel.



DECORATIONS FOR CLEANSING SURFACE




NEW! TRANSFERFOIL SET – RAINBOW

Cheer up your mood with our new Rainbow Transferfoil Kit! 10 different shades of foils. It will be the most popular nail art product with its silver, rosegold, gold, pink, etc. colors. Use the Pro Foil Gel to apply on any surface.



NEW! TRANSFERFOIL SET – MARBLE

The adorable transfer foil set is expanded with another impressive selection. One of the most popular decorations for guests is the marble pattern, which you can now create easily, even in a matter of seconds. Popular in different shades and patterns with the help of the 10-foil Transfer Foil set. It is guaranteed to be one of the favorite nail art products of autumn! It can be easily applied with Pro Foil Gel to any surface.



TRANSFERFOIL SET – HOLO-PEARL

Transferfoil with pearl effect collection what you can apply on almost every surface with the Pro Foil Gel. It contains marvel, flitter, star shaped foils and these could be used for the holiday season perfectly.



TRANSFERFOIL SET – HOLO-OMBRE

Are you crazy about transferfoils too? Then we have a good news for you! Our new selection of holo and ombre effects are waiting just for you! It can be applied to any surface easily with Pro Foil Gel. This kit contains different and colorful transferfoils in cheerful spring shades. Leave the melancholy and be fabulous with the new Holo-Ombre Transferfoils!

PRO FOIL GEL CLEAR –

This is a transparent gel for transferfoils and thanks to the density it can be easily used to make more convex patterns. You don't have to count the seconds during the curing, thanks to the excellent adhesion. When creating a pattern, there is no problem if one part of the line is convex and the other is flat. Cures and adheres equally. Use as pattern for Xtreme metallic foils or even for a complete surface. Because of the transparency it will not stand out anywhere on the edges or in hard-to-reach areas. If you work with non-cleansing colors, use Pro Foil Gel and make foil decoration on the nails!



XTREME TRANSFERFOIL GEL - ADVANCED FORMULA


Thick, easy-to-use, easy-to-shape. It cures equally in UV or LED lamp in 10-30sec (depends on the quality of the bulbs). Easy to use: get a thin brush (e.g. 0 short or 0 Long brush) paint a pattern what you want, cure it for between 10-30sec. After that push the bottom of the foil strong against the nail, then with a firm move, remove it fast from the surface and you're done!



CN ADVISE:
The cure time is depends on the type and quality of the UV/ LED lamp and how thick is the layer of the foil gel. Experiment a little before using it with a customer!



The nail shown in the picture was made with Xtreme Fusion AcrylGel Cover Pink, 3S12 3 STEP CrystaLac, Black Bubblegum Color Gel and MattEver Matt Top Gel (by Mónica Majnik).




STICKERS

NAIL STICKERS

If you don't have time a proper nail art, use these stickers instead and make your customer's nail funny and goofy stickers.

LIMITED!

In order to get more durable result, buffer the surface, apply 1 layer of acid free primer and after that, put the sticker on. Push it gently, file the unnecessary part of the sticker from the edges of the nail, and apply 1 more layer of Acid Free Primer. Cover it with 2 layers of top gel.




STICKERUP TWEEZER

Sticker pick up tweezer with a silicone head at the end to help put the sticker on the nail and to squeeze the air from underneath.



MAGIC STRIPES STICKER – GOLD, SILVER, ROSEGOLD, BLACK, WHITE

Unleash your creativity and make metal decorated nails easily with the new Magic Stripes stickers. Easily bendable stickers. Besides the 2 basic colors (black, white), there are 3 other, holiday colors (rosegold, silver, gold).



Black

White


Rosegold

Silver

Gold



The nail shown in the picture was made with the Royal Gel R161, Bubblegum Gel Pink and Art Gel White (by Barbara Magyarosi).



NEW! CRYSTAL NAILS NOVA RHINESTONES

Crystal Nails' own branded Livingstone product line replaces discontinued Swarovski stones.

Nova Crystal color-changing glass rhinestones which you will be able to apply with glue gel or tip glue.

You will find 100 rhinestones in the elegant black jar. For the application of flat-bottomed stones, we recommend tip glue or Gem Glue Gel, cure the latter in a UV lamp for 2-3 minutes, in an LED for 1-2 minutes! To keep it from protruding from the plane, you should file the surface of the nail a little flatter (but not filing the C-curve) so the rhinestone lies better on it. Available in a total of 12 colors, 3 sizes per color (SS3, SS5, SS8).

1 jar=100 rhinestones

SIZES: (There is one size in one jar.)



1.35 - 1.50 mm

SS8



1.70 - 1.90 mm


SS5



2.30 - 2.50 mm

SS3

NOVA CRYSTALS



White



Light Peach



White AB



Aquamarine



Rosegold



Light Rose



Red



Sapphire



Fuchsia



Emerald



Silver



Black

FROM APRIL



NOVA

CN Advise:
Contour the contiguous patterns (where many rhinestones come together) with top gel by a 0 Short brush for more lasting results.



The nail shown in the picture was made with Cover Refill Hard Gel, 3S66 3 STEP CrystaLac, and the decoration with #5 mermaid powder and Nova Crystal rhinestones (work by Dóra Doviscsák).





ON-SURFACE USEAGE WITH GEM GLUE GEL

NEW! FLASH GLITTERS

AMAZING, SPECIAL, NEVER-BEFORE-SEEN GLITTER!

This magnificent light-reflecting sparkling powder is flashing under natural light, as the slightly shimmering surface of the water reflects the sunlight. But the most important feature is, you don't necessarily need the bright light to admire this amazing sparkle: this fascinating product can reflect the minimum amount of any light, so you can enjoy the shining when it's not too sunny as well. We recommend you to use it with the Sugar Effect technique for reach more magical results, also we suggest to use the following gels for a base to this impressive sparkling powder: Gem Glue Gel, Compact Base Gel Clear, Cool Top Universal or Cool Top 4Dark. Apply one of these gels on the surface of the nail, and without curing, sprinkle the powder onto the material and cure it. You don't need a top gel for this product. We have 4 popular colors: Silver, Rosegold, Pink, Turquoise



- NEW!  Rosegold
- NEW!  Pink
- NEW!  Turquoise
- NEW!  Silver

FLASH














FROM
APRIL



The nail shown in the picture was made with Xtreme Fusion AcrylGel Cover Pink, Compact Base Gel Clear, rosegold and turquoise Flash Glitters with Sugar Effect technique (by Edina Sikari).

NEW! SWAROVSKI PIXIE SHADES - SWAROVSKI SPRAY CRYSTALS

The Crystal Pixie family is expanded with new shades. With the very tiny, delicate Swarovski crystals, you can create spectacular and shiny surfaces. You can even use it on the entire nail surface! Fix them with Gem Glue Gel.

- | | | | | | | | | |
|--|--|--|--|--|--|--|---|--|
| NEW!  | NEW!  | NEW!  | NEW!  | NEW!  | NEW!  | NEW!  | NEW!  | NEW!  |
| White Ballet | Tropic Seafoam | Punk Candy | Fruity Orange | City Chic | Petite Starry Night | Edge Rock Shock | Bubble Urban Kiss | Bubble Feeling Wild |
| NEW!  | NEW!  | NEW!  | NEW!  | | | | | |
| Sunshine Kiss | Aurora Shimmer | Rose Shimmer | Blue Lagoon Shimmer | | | | | |



in a large spray bottle

ON-SURFACE USAGE WITH GEM GLUE GEL

SWAROVSKI RHINESTONE

Shine bright like a... queen! These rhinestones are in ideal sizes and in bestseller Crystal and Crystal AB colors and makes even the simplest nails spectacular!

1-2 Corn

3-4 Long Drop

5-6 Lozenge

7-8 Square

CN Advise:
Use Gem Glue
Gel for fix them.



NEW! NAIL CHARMS - GOLD, SILVER

Brilliant gold and silver nail jewelry has arrived that is guaranteed to attract the eye. Choose from 5 types of Nail Charm to easily create captivating embellishments! It has a bent shape so it fits on the surface of the nail. Use Gem Glue Gel to fix them, so you are guaranteed a lasting effect. There are two pieces of jewelry in one package.

Nail Charm 1,2 Nail Charm 3,4 Nail Charm 5

GEM GLUE GEL –

soak-off glue gel for gluing the stones

Perfect consistence, easy-to-use, soak-off, cleansing glue gel. The stones, beads are not slipping away. It needs to be cured in UV/LED lamp, and the surface will be shiny when it cured. Cure time UV: 2-3min LED: 1-2min


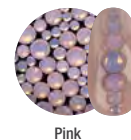



The stones are not slipping away.



OPAL RHINESTONE IN MIXED SIZE - WHITE, PINK, BLUE

This milk-ish sparkling collection will be your compenions even at the winter season. Create a cool Snow Queen style nails and make your customer trendy for every season. It comes with an elegant black jar, in different sizes: 40 pcs SS5, 30pcs SS8, 20pcs SS12, 10pcs SS16.


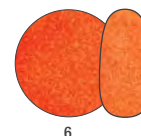

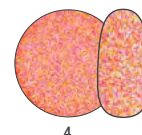


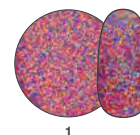


SMALL METAL BEADS

Durable small, metal beads (except the white, but the durability is the same). The diameter of them is approx. 0,6mm. The specialty of these beads that they are not just colored on the surface: the whole bead has the color what you can see. So basically the material has that color, so this way the color of this product will not fade, not even several weeks after the nail was made. If you would like to reach the maximum durability, use Gem Glue Gel, Compact Base Gel or Cool Top Gel Universal for a base material.

CRYSTAL SUGAR POWDER

It's like sugar! Small random shaped particles, for Sugar-effect techniques. You can reach a special kind of sugar-effect if you use this product for the whole surface of the nail: it will looks like if your customer would dip their nail into sugar. Apply it to a sticky layer and then cure it.



ON-SURFACE USEAGE WITH GEM GLUE GEL


FUN & FORM GEL

Specifically designed for stones. Non cleansing, clear, soft decoration gel in a practical tube. From the tube it can be easily pressed into the silicone mold to work faster and cleaner. The soft texture of the product makes easy to blend in any decorative element. After printing out of the silicone mold, its surface is smooth and shiny. It's not recommended to cover it because loses its edges.

Cure time: LED: 1-2min UV: 2-3min

FUN & FORM SILICONE MOLD

Make unique decorations with your own stones! The silicone mold offers the opportunity to create 11 stone forms in several sizes and shapes. Be creative and use glitter, Nailfetti, beads, colors, Camea Gel, and anything to make your own rhinestone. The best results can be achieved by using non-cleansing materials, because after removing them from the mold they give a smooth glossy surface. The best choice is the Fun & Form gel. 5x4x0.4 cm. The depth of the included samples is 3 mm.




The nail shown in the picture was made with R155 Royal Gel, Compact Base Gel Clear, Fun & Form Gel, Flowers Fun & Form silicone mold and 6 Glam Glitters.
(by Dóra Pásztor).

NAIL STAMPING

UNIQUE CRYSTAL NAILS STAMPING PLATES


Unique and special, and they covering the whole surface of the nail.



Fallen Leaves



Tropical



Abstract



Lace



Textures



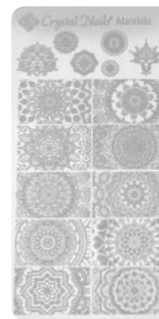
Floral



Polygons



Paradise



Mandala



Renaissance



Botanic

The stamping technique is working perfectly with the following Hard Lacquers besides the Stamping Lacquers: 17, 18, 25, 27, 30, 45, 55, 63, 201

New:
We now have a plastic backing for our stamping plates for safer use.



The nail shown in the picture was made with R154 Royal Gel, Tropical stamping plate, Glam Glitters 2, white Stamping Gel (by Roxana Sárközy-Eigner).

STAMPING TECHNIQUE / ARTLAC

STAMPING LACQUER

Nail polishes especially developed for stamping. They dry quickly and cover perfectly. The consistency is more thick, more pigmented polishes developed for the application of the nail stamp patterns: with them, even the smallest pattern can be applied, as it flows into the gaps of the plate.

4ml




CN advise:
Use Skin Guard
on the skin
around the nail!

CN advise:
use these polishes
with the Crystal Nails
Stamping Plates!

ARTLAC-WATERBASED COLORS

From now on the Crystal Nails quality polishes are available in a decor edition: traditional lacquer are available in a water based version as well. There are slim, needle-sharp, super precision brushes for these technique, which are suitable for draw any kind of decoration or pattern.

3ml



1.



White



Black



Pink



Red



Chrome gold



Blue



Burgundy



Chrome gold



Chrome silver



Chrome pink



STAMPING TECHNIQUE

1. CLEAR STAMP

2. CARD FOR STAMPING TECHNIQUE

3. BIG STAMP, CLEAR

The diameter of this silicone product is 3,5cm. Thanks to the clear material, it's easier to apply the pattern to the nail. Recommended for longer nails and bigger patterns.

4. BIG STAMP, CLEAR - SPARE PILLOW

The diameter of this clear silicone product is 3,5cm.

5. STAMPING PLATE KIT, PURPLE

6. SKIN GUARD LIQUID SKIN PROTECTION LIQUID

Skin Guard Liquid Skin Protection Liquid, peel off skin protector material, which protects the fingers against the nail polish or gels. It can be very useful in case of nail art. Easy to use: apply it around the nail, let it dry (the time of the drying could be different, depends on how thick is the layer and the temperature of the room). Make the decoration on the nail, and then peel off the product of your finger.

8ml

7. LINT ROLLER KIT - FOR STAMPING TECHNIQUE

Practical Roller kit for cleaning the surface of the Stamp itself. If you cleaning the surface of the Stamp with any kind of liquid, the material of the product could lose the ability to picking up the lacqers from the plate. Using this, you could avoid that unfortunate issue.

The kit contains: 1 roll and 1 spare roll-head

8. CRYSTAL NAILS STAMPING PLATE ALBUM - BLACK

For 6*12cm plates. Also you can use for holding your stickers as well.

9. NAIL STAMPING PLATE CLEANER LIQUID

Nail stamping plate cleaner liquid removes stamping lacquer from your nail stamping plates. Gentle, does not damage nail stamping plates. Comes in a spray bottle for convenient use. Lemon scented.

100ml



SLOWING LIQUID FOR ACRIL PAINT

This clear liquid is slowing down the time of the drying process of the Acril liquids!

10ml



1. **JAR KIT**
25pcs
50pcs

2. **MIXING JAR**
clear
white

3. **ROUND HOLDER FOR RHINESTONES**

4. **RHINESTONE HOLDER**
Heptagon

5. **RHINESTONE HOLDER, TRIANGLE**
Triangle temporarily holder for your rhinestones or any other small stones or beads. This will help you to not to waste any decor products during your work. Your working area could be more cleaner.

6. **RHINESTONE HOLDER SQUARE**
12 sections

8. **RHINESTONE HOLDER SQUARE**
7 sections

9. **RHINESTONE HOLDER**
28 pcs



Crystal
Nails®

ELECTRONICS BY CRYSTAL NAILS



ELECTRONICS BY CRYSTAL NAILS

Crystal Nails®

ELECTRONICS BY CRYSTAL NAILS

RENEWED! LEDEXTREME + UVLED LAMP

A clean, lightweight UVLED lamp designed for every day salon work. High capacity and reliable, fast switching are not an issue. With its optimally placed high-performance UVLED bulbs and removable mirror panel at the bottom, all the materials can cure quickly and safely under the light. Thanks to the magnetic-fixed, easily removable lower mirror panel, maintenance and pedicure are also possible. It makes the everyday salon work easier with a several practical functions: button and motion sensor control, 5 types of timers, "LOW HEAT MODE" and new "SLEEPING MODE" functions. This not only makes it an essential help at work, but also minimizes unnecessary energy consumption thanks to its new "SLEEPING MODE" function. For the uniqueness, you can easily enhance the atmosphere of your table with the help of a replaceable silicone top.

LOW HEAT MODE "- reduces the burning sensation during curing.
"SLEEPING MODE" - an automatic power saving function that takes effect after 30 minutes when the unit is not in use.

Features:

- Power: max. 48W
- UVLED: 33 pcs
- Control: touch buttons and motion sensor
- Timing: 10/30/60/90 sec and 120 sec.
- Light wavelength: 365+405nm
- Other extras: „LOW HEAT" and „SLEEPING" mode functions, button lighting.
- Accessories: charger

There is no blind spot, the light reaches the nail from all directions in a way that does not disturb the eye



NEW! LEDEXTREME MINI UVLED LAMP

Our latest device is our first UVLED lamp with a built-in fan function. The operation of the quiet fan cool down the UVLED bulbs, extending their service lifetime and it is a good help in the drying process of the air-drying materials. Make no mistake, our new lamp is a modified, improved version of our beloved LEDExtreme Party UVLED lamp. What's changed? It has been given a new snow-white look and fan function. What's remained? Reliable performance, digital display, motion sensor function, timing, touch panel, inner mirror surface bottom panel and small, clean exterior. Thus, our latest little lamp has been enriched with even more useful features. It is designed for medium use. Feel free to try.

Features:

- Power: up to 36W
- UVLED Bulbs: 21 pcs
- Wavelength: 365+405nm
- Control: Touch Panel / Motion Detector
- Timer: 10/30/60 sec
- Other Extras: Fan, digital display
- Accessories: charger

NEW



LEDEXPRESS+ UVLED LAMP

Easy to use, small sized, snow white, pearl colored UV/LED lamp with great power (36W), which could easily cures any kind of material. Semi-circular shape, open back, lamp with high performance 18 UV/LED bulbs. Optional with motion sensor or push button off and on. Perfect choice for beginners, students and professionals, too and you can use for pedi as well.

Specs:

- Power: 36W
- UV/LED bulbas: 18pcs
- Wavelength: 365+405nm
- Control: button, motion detector
- Timer: 30/60sec and 100sec
- Accessories: charger




XPRESS LED - 5 FINGER LAMP

Practical, small, it cures classic materials faster due to its super strong LEDs – It cures CrystaLac in 30-60 seconds. The head can be rotate by 180° and the angle can be changed as well. Thanks to the strong LED bulbs, you cure the nails faster.

Specs:

- Power: 6W
- UV/LED bulbs: 30pcs
- Control: button
- Timer: 30/60sec
- Other extras: 180 ° rotatable
- Accessories: charger



The nail shown in the picture was made with the 1S87 and 3S78 CrystaLacs, the decoration was with Opal mix White, Swarovksi Pixie and scattering beads (work by Edina Sikari).

ELECTRONICS BY CRYSTAL NAILS

CRYSTAL UV LAMP H-M/2.2 - PINK, BLACK, ECRU

Exclusive exterior, available in pink, ecru and black. It was developed for professionals and for all-day-long salon work. It can be easy to control, thanks for the digital control panel. The perfect locations of the bulbs and the mirrors inside of it, makes the curing process fast and safe. You can minimize the heat (and make faster the curing process for some material) with the optional fan function. The bottom of the product can be removed which can be a huge help for pedi, maintenance or changing the bulbs.

Specs:

- Power: 36W
- UV bulbs: 4pcs
- Wavelength: 365nm
- Control: button
- Timer: 3 min and continuous working
- Other extras: 180 ° rotatable
- Accessories: charger



UFO UV LAMP HT1

This small, white, easy-to-use lamp may be the perfect choice for the beginners but the professionals are adore it as well. The perfect locations of the 2 short bulbs and the mirrors inside of it, makes the curing process fast and safe.

Specs:

- Power: 18W
- UV bulbs: 2pcs (short)
- Wavelength: 365nm
- Timer: 3min and timeless
- Extra: start button
- Accessories: 2pcs of 9W UV bulbs



We gave to all of our UV lamps a bulb with special plastic holders and stronger cable-holders for the most professional result.

UNIVERSAL UVLED BULB

Makes the curing process faster, easily can change, double wavelength. This lamp will cure all kinds of material fast and safe. You can use it with identical bulbs or you can mix the simple UV bulbs. Find your best matches!

- Power: 9W
- LED bulbs: 12pcs
- Wavelength: 365+405nm
- Suitable: Crystal/Tube/Euro UV lamps



UVLED

UFO UV BULB - SHORT

Specs:

- Power: 9W
- Wavelength: 365nm
- Suitable: UFO UV lamp



UVLED

CRYSTAL UV BULB - LONG

Long, replaceable 9W bulb for lamps with 4 or 1 bulbs.

Specs:

- Power: 9W
- Wavelength: 365nm
- Suitable for Crystal/Tube/Euro UV lamps



UV

UFO UV BULB - SHORT

Specs:

- Power: 9W
- Wavelength: 365nm
- Suitable: UFO UV lamp




UV

All of our UVLED bulbs has double wavelength (365+405), so using this all of our light-sensitive products can cure fast and safely. Use them combined with UV bulbs or 4 identical at the same time. You don't have to worry about which material will cure in under your lamp.

BULB-CHANGE GUIDE

Can't decide between the LED and UVLED?

We're here to help!



...you do mostly
gellac...

...you mostly
sculpting...

If... you have Tunnel lamp...		4 Pcs	2 Pcs
you have a Crystal UV Lamp...		4 Pcs	2 Pcs
if you have an euro lamp...		1 Pcs	1 Pcs
if you have an UFO lamp...*		2 Pcs	2 Pcs

...of UVLED bulbs, you will need.

HOW CAN I CHANGE MY BULBS IN MY LAMPS TO LED/UVLED BULBS? (FOR 4 BULBS LAMPS)

Combined usage



Note: Option A recommended in case of LED bulbs. Option A and B both recommended in case of UVLED bulbs.



Note: option C is NOT recommended in case of LED bulbs if you using material which are don't cure in LED light. Option C is recommended in case of UVLED bulbs.

DOESN'T RECOMMENDED USAGE - switched applications



Note: option E and F could cause malfunctions!

Symbols



LED or
UVLED
bulbs



UV
bulbs

All of our UVLED bulbs has double wavelength (365+405), so using this all of our light-sensitive products can cure fast and safely. Use them combined with UV bulbs or 4 identical at the same time. You don't have to worry about which material will cure in under your lamp.

CHECKING THE BULBS

It's important that you check the effectiveness of your UV, LED, UVLED bulbs for the more efficient work.

WHY IS IT IMPORTANT?

If the the bulbs are weak or if you are working with a lowpowered lamp, mistakes can occur or the results won't be durable: Crystalac won't cure properly, get matte or rip off. Gels nails might cure well, but the result won't be long-lasting.

HOW CAN I TEST IT?

Apply 1 layer of Cool Top Gel to the nail or tip. If the edges are sticky after 2 min curing, where the lights are not direct, then the bulbs are weak.

Important: in case of everyday salonwork, the UV, LED, UVLED bulbs need to be changed approximately every 6 months.

WHAT SHOULD I KNOW ABOUT LED, UVLED BULBS/LAMPS?

Even if you working with combined lamps (that means you put LED or UVLED bulbs to the Crystal UV Lamp) or the newest LED/UVLED lamps, you should consider the following facts and take our advises.

- Some white or light material (Crystalac, Color Gels, some Top Gels) could turn yellow after curing in LED or UVLED lamps. This phenomenon caused by a chemical reaction but after approximately 10 minutes it will disappear after the product has cooled down and you will get the required color.
- We recommend you to keep your jars in a safe distance from your lamp. If you have a lamp which has a back, you can keep it behind it, if you have a backless lamp, keep it next to it with some distance because the light could get through the wall of the jars and damage the material inside. So make sure that you have your gels out of the light what comes from your lamp.
- Some materials will not cure in the light of LED. These are: Builder Clear Gel 1, Pink Builder Hard Gel, Builder Pink 1, Builder Pink 2, Antifungal PEDI Gel, and some of the color gels: most of the 200, 500, 600; Supernova, Fly-Brill, Moonlight Gels.
- The Tiger Eye Gels, the 3 Step colors, the Water Pro and 1 Step Crystalacs are love the LED light. That means they don't flow around;
- the pattern on the surface of the Tiger Eye which was made with magnet;
- the dropped color-pattern on WaterPro Crystalac;
- The 1 Step and 3 Step colors demand the LED or UVLED light for curing because of their consistency and pigments.

IMPORTANT: Know your lamp's qualities! Experiment before you get to use them on your everyday salonwork. It's crucial in case of Chromirror Pigment Powders, Transferfoil Gels and other thick non-cleansing decorating material. Try to avoid the under-curing which means that you don't keep your nails inside the lamp enough time to cure the materials. In these cases the products could be slippy or they could fall off from the nail plate. Also, you have to avoid the over-curing, because they could break easily.

CN advise:

Never stop checking your lamp or the bulbs in your lamp (depends on the lamp's type)! The best method is when you test your lamp at the first time, observe how much time does it takes to cure your builder gel! Usually it supposed to take 10-15sec. This is not a full cure time, this is for to make the material to that consistency to not to move for the working process.

We recommend you to test your products in a monthly basis and if the curing time reaches the 20-30sec the bulbs/product needs to be changed. **IMPORTANT:** the test should have taken with already warmed up bulbs.

CURING TIME IN UV, LED, UVLED LAMPS

BASE GELS AND TOP GELS**

	UV Lamps and bulbs	LED Lamps and bulbs	UVLED lamps and bulbs
Base Gel	2-3 min	1-2 min	1-2 min
Builder Base Gel	2-3 min	1-2 min	1-2 min
Cool Top Gel Universal	2-3 min	1-2 min	1-2 min
Xtreme Top Shine	2-3 min	1-2 min	1-2 min
Top Seal	2-3 min	1-2 min	1-2 min
ONE STEP CrystaLac 0*	2-3 min	1-2 min	1-2 min
CrystaLac Clear/Top 0	2-3 min	1-2 min	1-2 min
Easy Off Top	2-3 min	1-2 min	1-2 min
MattEver Matt Top Gel	2-3 min	1-2 min	1-2 min
Cool Top 4 Dark	2-3 min	1-2 min	1-2 min

SOAK-OFF GELS**

	UV Lamps and bulbs	LED Lamps and bulbs	UVLED lamps and bulbs
Compact Base Gel PLUS	2-3 min	1-2 min	1-2 min
Compact Base Gel	2-3 min	1-2 min	1-2 min
Easy Off Hardener Gel	2-3 min	1-2 min	1-2 min
3 STEP CrystaLac	2-3 min	1-2 min	1-2 min
ChroMe CrystaLac	3-4 min	3-4 min	3-4 min
ChroMe Top*	2-3 min	1-2 min	1-2 min
Tiger Eye CrystaLac	2-3 min	1-2 min	1-2 min
Tiger Eye Infinity CrystaLac	2-3 min	1-2 min	1-2 min
Angora CrystaLac	2-3 min	1-2 min	1-2 min
Chromatic CrystaLac	2-3 min	1-2 min	1-2 min
My Glow CrystaLac	2-3 min	1,5-2 min	1,5-2 min
Glassy CrystaLac	2-3 min	1-2 min	1-2 min
CoverPRO CrystaLac	2-3 min	1-2 min	1-2 min
ONE STEP CrystaLac*	2-3 min	1-2 min	1-2 min

COLOR GELS AND DECORATING GELS**

	UV Lamps and bulbs	LED Lamps and bulbs	UVLED lamps and bulbs
Color Gel	2-3-4 min	1-2-3 min (Fly-Brill, Brilliant nem köt LED-ben)	1-2-3 min
Royal Gel*	2-3 min	1-2 min	1-2 min
Lace Gel	2-3 min	1-2 min	1-2 min
Art Gel	3-4 min	2-3 min	2-3 min
Art Gel PRO	3-4 min	2-3 min	2-3 min
3D Gel	2-3 min	1-2 min	1-2 min
Stamping Color Gel	2-3 min	1-2 min	1-2 min
RoyalCream	2-3 min	1-2 min	1-2 min
Bubblegum Color Gel	2-3 min	1-2 min	1-2 min
Desert Gel	2-3 min	1-2 min	1-2 min
Ornament Gel	2-3 min	1-2 min	1-2 min
Highlight Gel	3-4 min	2-3 min	2-3 min



* These materials will be shiny and hard after curing.

** All the cure times depends on the performance, frequency of usage of the UV, LED, UVLED lamps/bulbs and the using method of the material. Recommended to change the bulbs every 6 months in case of everyday salon work.

CURING TIME IN UV, LED, UVLED LAMPS

BUILDER GELS

	UV Lamps and bulbs	LED Lamps and bulbs	UVLED lamps and bulbs
Gelly Cover Pink Gel	2-3 min	1-2 min	1-2 min
Cool Gel	2-3 min	1-2 min	1-2 min
Cool (Remove) Clear	2-3 min	1-2 min	1-2 min
Titanium Gel	2-3 min	1-2 min	1-2 min
Xtreme Clear	2-3 min	1-2 min	1-2 min
Gumi zselé	2-3 min	1-2 min	1-2 min
Builder Clear I.	2-3 min	-	1-2 min
Builder Clear II.	2-3 min	1-2 min	1-2 min
Xtreme Superior Cover Pink Builder Gel	2-3 min	1-2 min	1-2 min
Xtreme Cover Pink	2-3 min	1-2 min	1-2 min
Cover Pink	2-3 min	1-2 min	1-2 min
Rocky Cover LightGel	2-3 min	1-2 min	1-2 min
Cover Refill Gel	2-3 min	1-2 min	1-2 min
Cover Refill Hard Gel	2-3 min	1-2 min	1-2 min
Cover Refill Hard Tan Gel	2-3 min	1-2 min	1-2 min
Cover Refill Hard Crystal Gel	3-4 min	2-3 min	2-3 min
Xtreme White	3-4 min	2-3 min	2-3 min
Builder White II.	3-4 min	2-3 min	2-3 min
BabyBoomer-White Gel	2-3 min	1-2 min	1-2 min
Xtreme Pink	2-3 min	1-2 min	1-2 min
Builder Pink II.	2-3 min	-	1-2 min
Antifungal Pedi Gel	2-3 min	1-2 min	1-2 min
Xtreme Superior Builder Gel	2-3 min	1-2 min	1-2 min
BabyBoomer 2	2-3 min	1-2 min	1-2 min
Flexi French Gel	2-3 min	1-2 min	1-2 min

	UVLED lamps and bulbs	UV lamps and bulbs
Xtreme Fusion AcrylGel Shimmer Latte*	1-2 min	4-5 min
Xtreme Fusion AcrylGel Clear*	1-2 min	2-3 min
Xtreme Fusion AcrylGel Cover Pink*	1-2 min	2-3 min
Xtreme Fusion AcrylGel Transparent Pink*	1-2 min	2-3 min
Xtreme Fusion AcrylGel White*	1-2 min	2-3 min
Xtreme Fusion AcrylGel Extra White*	2-3 min	4-5 min

*In case of UV lamp the curing time take 4-5 min



XTREME DRILL 3

This precise, premium dentist-tech quality machine developed specifically for every day salon work. Very quiet, vibration free and doesn't warm up easily. The dust could hardly getting into the handpiece, thanks to the design and development of the product. The transition between the RPM stages is very smooth, almost unnoticeable and you can change the direction of the rotation (reverse/forward). You can change the drill bits with one firm move.

Specs:

- RPM: max 30000 RPM
- Rotazion setting: yes
- Drill bit holder: 18 pcs
- Foot panel: no (it can be purchased separately)
- Accessories: handpiece holder, handpiece key



X1

This little white, clean-designed machine could be the perfect choice for occasional use or beginners. It has a low vibration, it can perform on an average standard level, also you can change the rotation reverse and forward.

Specs:

- RPM: max 15000
- Rotazion setting: yes
- Accessories: table
- handpiece holder



TRAVEL DRILL


We developed this very light and small e-file for occasional use, especially for quick corrections, travel and practice.

Specs:

- RPM: max 15000
- Rotazion setting: no
- Drill bit holder: no
- Foot panel: no
- Accessories: drill bit kit, charger



6 bits and 5 rings are gift



PEDAL

The pedal is also available separately

ELECTRONICS BY CRYSTAL NAILS

CERAMIC DRILL BITS

CRYSTAL NAILS CERAMIC DRILLING BIT CYLINDER

Extremely durable new development with parallel sidewalls. It has medium strength and size. Thanks to the rounded end it is very safe does not hurt the skin. Completely resonance and pain free. We can skip the hand filing in the shaping phase with it. Perfect for refill remove the gel and acrylic product from the nail surface. Does not heat up!



CRYSTAL NAILS CERAMIC DRILLING BIT CONE

Extremely durable, big size, it came out in one of the most popular cone shape made of ceramic. You can remove any gel and acrylic product without causing any pain. Completely resonance free. Thanks to the perfect material and shape it does not get hot.



CERAMIC SURFACE SOFT DRILL BIT - CYLINDER

Big, parallel, rounded top, strong drill bit. Developed for gel and acrylic product remove in filling technique. Because of the rounded shaped top, it won't harm the skin. This drill bit won't warming up.



CERAMIC REMOVE DRILL BIT - CONE

The most popular cone shaped drill bit. With this bit, the gel and acrylic product removing process will be faster. The product will not warming up.



CARBIDE DRILL BITS

EASY REFILL CARBIDE DRILL BIT

Developed for equalize the level during the buliding or filling process with gel and acrylic products, near the lateral nail fold. Also, this bit is perfect for removing a strenghtened gel polish with bits. Thanks for the special developed grooves of the bit, be left or right handed, you can use this product easily.



CLASSIC CARBIDE BIT

Cylinder shaped with lengthwise grooves strong drill bit. This strong bit has a sharp cutting edge, so it is recommended for advanced nail technicians. Developed for gel and acrylic products.



SURFACE REFINER BIT

Big, parallel, round shaped top. This product can create a very fine surface and it doesn't harm the skin.



CARBIDE BIT - BARELL

Special shape, almost a cylinder. Using this could make faster the gel and acrylic product removal process before filling. It's very effective, it can reduce the time of the removing process by half compared to the Xtreme Titanium Bit - Cone.



XTREME BITS WITH TITANIUM COAT

SMALL DRILL BIT - CONE

Developed for cleaning the cuticle and remove the dead skin from the nail. The special blunt edge cannot make any injury, using in a horizontal position, the lowest RPM possible. For advanced professionals only!



MEDIUM DRILL BIT - CONE

Medium, thinner bit. This is the strongest bit in our repertoire. Developed fast, painless gel and acrylic product removal. Recommended for right handed people because of the direction of the grooves.



LARGE DRILL BIT - CONE

Big, cone shaped drill bit. This is the most popular and extra strong drill bit. Developed for fast, painless gel and acrylic product removal. Be left or right handed, this product is for everyone. It won't heaten up. For advanced professional use only!



JOKER MANICURE BIT - CONE

Cone shaped, multifunctional drill bit. Big, medium strong in a diamond dust coat. We can use this bit in several stage of our work: lifting cuticule, preparing the natural nail, thicker skin. The rounded top will protect your customer from injuries. The long, cone shape assures the safe and effective work on the cuticle.



LIFT-UP BIT 1.

CUTICLE LIFTING DRILL BIT - BIG, STRONG

Lance shaped, cuticle lifting drill bit. Big and strong bit with a diamond dust coat, which is perfect for lifting a big amount of skin from the nail in the cuticle area; also good for the cleaning of the cross area between the proximal and the lateral nail fold.



LIFT-UP BIT 2.

CUTICLE LIFT-UP BIT - MEDIUM, STRONG

Lance shaped, cuticle lifting medium drill bit with diamond dust coat, which is perfect for lifting a medium amount of skin from the nail in the cuticle area. Also good for the cleaning of the cross area between the proximal and the lateral nail fold.



LIFT-UP BIT 3.

OLD NAME: LENGHTENED CONE BIT

Lance shaped, cuticle lifting big drill bit with diamond dust coat, which is perfect for lifting a small amount of skin from the nail in the cuticle area. Also good for the cleaning of the cross area between the proximal and the lateral nail fold.



EASY CUT DRILL BIT 1.

DRILL BIT FOR THE SKIN STRONG/BIG

Barrel shaped, big drill bit for the skin with diamond dust coat. Developed for removing the already lifted big amount of skin and removing the hard skin from the cross area between the proximal and the lateral nail fold.



EASY CUT DRILL BIT 2.

DRILL BIT FOR THE SKIN MEDIUM STRENGHT AND SIZE

Cone shaped medium drill bit for the skin with diamond dust coat. Developed for removing the already lifted medium amount of skin and removing the hard skin from the cross area between the proximal and the lateral nail fold.



DEEP CLEAN DRILL BIT 1.

BIG SIZE, MEDIUM STRENGH

Lance shaped, deep cleaning big/medium strenght drill bit with diamond coat. After the cuticle was cut off, this bit can clean deeper the cuticle and remove the remaining skin pieces. In case of small nails we can use it for lift the skin as well.



DEEP CLEAN DRILL BIT 2. /

OLD NAME: MINI POINTY CYLINDER BIT

Cone shaped deep cleaning medium sized, strong drill bit with diamond coat. After the skin was cut we can clean deeper the cuticle area and remove the remaining dry skin pieces in case of big amount and hardly lifted skin.



DEEP CLEAN DRILL BIT 3

Lance shaped, deep cleaning small, medium strenght drill bit with medium strenght diamond dust coat. After the skin was cut off, it can clean the cuticle area at the deepest level. It can remove the remaining small amount of dry skin pieces in case of normal depth rising skin.



DEEP CLEAN DRILL BIT 4.

Lance shaped, deep cleaning mini sized medium strenght drill bit with medium strenght diamond dust coat. After the skin was cut it can clean the cuticle area at the deepest level. It can remove the deepest tiniest dry skin pieces.



REFINE DRILL BIT

Barrel shaped big sized drill bit for the skin with fine diamond dust coat. After the skin was cut off we can smoothen the skin with this bit.



ELECTRONICS BY CRYSTAL NAILS

DRY PEDICURE WITH E-FILES DRILL BITS - EFFECTIVE TOOLS

SPHERE SMALL AND BIG



CONE CARBIDE RAISED DRILL BITS

BIG CONE L SOFT DRILL BIT

Cone shaped, big sized drill bit. The blunt top makes the useage more safer. Leghtwise grooves. For gel and acrylic product.

BIG CONE

For preparing manicure and pedicure and artificial nails.

SMALL CONE

Preparing the pedicure and manicure. Lo-zenge grooves.



1. DRILL BIT CLEANING BRUSH

Changeable copper drill bit cleaning brush for carbide, diamond, ceramic bits. 6*2*0,37cm

2. DRILL BIT RINGS - 3 LEVEL

Disposable, strong and durable texture, for removing and shaping gel and acrylic product. Fine, average and strong level.

3. RHINESTONE REMOVING BIT

With this bit, you can easily remove the stones from the nail. You can use this on the whole surface without harming the skin.

4. DRILL BIT RING HOLDER

5. DRILL BIT CLEANING BIT

Strong bristle mini cleaning bit. It can clean the bits easily and you can use it for cleaning the lateral nail fold.

6. DIAMOND CYLINDER FOR PREPARING

7. BIG DRILL BIT KIT





8. PEDICURE DIAMOND BIT KIT

9. DRY MANICURE DRILL BIT KIT FOR DRY MANICURE

This is the newest kit. Making the preparation with this kit could be slowing down the regrowing process.

The purposes of the bits:

1. Classic fine-buffing bit: cleaning the small cracks nad fine-buffing the skin
2. Small sphere: Deeper cleaning
3. Big sphere: removing the thicker and hard skin
4. Cylinder: the already done checking cleaning
5. Thin cylinder: removing the cuticle and the skin from the nail plate
6. Pointy Cylinder: cleaning the lateral nail fold



FOR GEL AND ACRYLIC PRODUCT REMOVAL AND FILLING

CARBIDE BIT #1



CARBIDE BIT #2



CARBIDE BIT #3



1. ATTRACTIVE DUST COLLECTOR

Great performance, developed for 2 hands, clean design. White faux-leather cover, alloy-steel protective bars. Accessories: Dust bag - 2 pcs



2. XTREME STRONG DUST BAG

Developed for the Xtreme strong Dust Collector. Rubber banded top can help you with the smooth happy to the machine.



3. ATTRACTIVE DUST BAG

Developed for the Attractive just Collector, it can be washed.



For professional usage

ELECTRONICS BY CRYSTAL NAILS

RENEWED! CRYSTAL DUST - DOUBLE STRONG DUST EXTRACTION HANDREST UNIQUE CRYSTAL NAILS DESIGN

Multiple power of suction combined with a unique, girly look. Renewed one-handed, thinner design, unique protective bars and easy handling make it even more attractive. With the smaller collecting area, the efficiency and the safety with the new protective bars has increased. Thanks to the thinner, one-handed design, it becomes even more practical to place on the table. It removes dust even from the air around your workstation. Makes the salon work high efficient, and providing even cleaner working conditions. With a clean, soft, padded textile leather exterior, comfort is not negligible either. We continue to provide a 3-year warranty.

Accessories: 1 dust bag, power adapter.



NEW SIZE
AND
PROTECTIVE
BARS

For professional
usage



3 years
warranty

RENEWED! CRYSTAL DUST - DESKTOP VACUUM CLEANERS WITH LACQUER AND SKIN SURFACE

Multiple suction power combined with a practical, built-in, clean design. Renewed unique protective grille and easy operation, which makes them even more attractive. With their smaller collecting area and with the new protective bars the extraction efficiency and the safety has been increased. Thanks to their built-in design, they do not take up unnecessary space on the table and can be placed directly under the hand. The floating dust, generated during the salon work is removed with the high efficiency of this product, which providing even cleaner working conditions. With the thick-wall and washable dustbag with a special filter in it, efficiency is not lost. And for uniqueness, you can choose from two surfaces: glossy lacquer and soft leather.

We continue to provide a 3-year warranty.

Accessories: 1 dust bag, 1 power adapter.

Built-in sheet size: 290 * 170 * 6mm



RENEWED

NEW
protective
bars


For professional
usage

3 years
warranty



GIGALED - TABLE LED LAMP**GIGALED TABLE LAMP DESK LAMP**

Adjustable brightness - 25%, 50%, 75%, 100% light intensity settings - 24W lamp, thanks to a wide headlight it illuminates the whole work surface. „Power Memory” function (when power is switched off, the previously set brightness switches back on again). The head of the lamp can be twisted in 360 degrees laterally and in 180 degrees up and down. The neck can be twisted in 180 degrees. Can be attached to a table.



For professional usage

Try it with a GigaLED rolling stand

SMART LAMP LED TABLE LAMP

Smart lamp. Characteristics:

- LED light source - can be warm / cool color temperature (2700K, 5300)
- Six gradual brightness control (3 hot and 3 cold)
- Three point bend fixture
- hinge, positioned head

Accessories: adapter and mounting panel (for table top mounting)



Hypermodern “Jedi” lamp to bring (light) power to you!

For professional usage

TABLE LED LAMP - FOR LIGHTING

Narrow design, flexible at the neck, modern design. Light the whole table evenly. You can fix it to the table, so it will stay steady. It does not cure the gel! Energy saving LED technology

**XPRESS LIGHT MAGNIFYING DESK LED LAMP PERFECT FOR STAND**

Adjustable on three points, lightweight frame, snow white colored, magnifying desk lamp with bright LED lighting. Pivoting positioned head which can turn up and down in 180 degrees and rotate side to side in 360 degrees. With touch brightness controller: increase or decrease the brightness with pressing the switch longer. The lamp magnifies the things three times bigger, not distort.



For professional usage

RENEWED! SUPER BRIGHTNESS - SUPER BRIGHTNESS MAGNIFYING LED LAMP

Our favorite magnifying lamp has finally been renewed after a long time. It has a built-in 18 pcs SMDLED lighting panel and a removable power adapter, making it more energy efficient. Its practical size and flexibly adjustable design, as well as its reduced-distortion 3D magnifying lens. Thus, even with a more modern interior, it remains an excellent helper during meticulous, detailed work. Accessory: adapter.



ELECTRONICS BY CRYSTAL NAILS

1. NEW! XTREMEPRO ULTRASONIC CLEANER

If you want your metal tools as clean as new, you can stop looking! With this product, the cleaning process will be more comfortable, practical and fast. We developed these machines to make easier your everyday salonwork: you can clean several tools at once. The design is practical, simple and clean. The container itself made of stainless steel. The program will lasts 5 minutes, and you can actually see the difference after.

HOW IT WORKS?

Fill up the container with liquid or water and the ultrasonic waves will vibrate the tools and the liquid itself, and these will loosen up the stubborn contamination from the tools and it will remove the lighter contaminations easily. We recommend to us this machine for products what are waterproof and unscratched.



2. PRO-WAX 100 PARAFFIN HEATER

Compact wax heater machine with several stages.

3. PARAFFINS

6 intense scents: jasmine, peach, tea tree, orange, lavender, rose. 450g

4. PURPLE PARAFFIN MACHINE

Modern design and color (purplepink), 3 stages

5. DIGITAL PINK PARAFFIN MACHINE

Digital adjustable temperature 2,5 litre paraffin machine. We can adapt the temperature required by our clients.



Crystal
Nails®

ACCESSORIES



ACCESSORIES

NEW! AURORA BAGS

Are you fan of the fabulous Aurora ChroMirror? Are you staring your nails if they're made of these products? From now on, the effect of our favorite chrome powder can be found on our small bags. Use it for carrying your favorite manicure and nail art tools.

Sizes: 10*10*13cm (Big); 4*8*13cm (Small)



NEW! PRACTICE SHEETS FOR NAIL DECORATION (ORNAMENT PATTERNS)


An exercise workbook that presents popular ornament patterns on seven pages. Matt foiled sheets allow for repetitive practice, as previously painted patterns can be easily removed from the surface. They are helpful when using Ornament Gel. Size A5.



The patterns on the practice sheets were designed by Alexandra M eh esz

NEW! COLOR MIXING SHEET

Let's paint! The surface of the new white, matte laminated sheet is for the colors to be mixed for painting. You can see the smeared colors more clearly on it. Its 15x10 cm waterproof, homogeneous surface will be a great help when painting with gel polish and for Art Gel patterns as well.



NEW! COLOR MIXING SHEET

Let's paint! The surface of the new white, matte laminated sheet is for the colors to be mixed for painting. You can see the smeared colors more clearly on it. Its 15x10 cm waterproof, homogeneous surface will be a great help when painting with gel polish and for Art Gel patterns as well.



ACCESSORIES

- 1. BLACK&WHITE APRON**
New, stylish Crystal Nails apron in black and white color with white Crystal Nails logo.

- 2. BLACK&PINK APRON**
Pink – black Crystal Nails apron with the ordinary Crystal Nails quality and design. New, very stylish formation with pink logo.

- 3. HONEYSUCKLE APRON**
The original Crystal Nails quality and design. In a popular honeysuckle color with a white Crystal Nails logo.

- 4. APRON WITH RHINESTONE LOGO**
Due to its impregnated (water resistant) material, it protects the clothes underneath.



CN PILLOW



MINI FAUX-LEATHER HAND HOLDER

Holder with Crystal Nails logo in pink and white colors



FAUX-LEATHER HAND HOLDER



**MINI FAUX-LEATHER
HAND HOLDER**
Holder with Crystal Nails logo



**CN TERRY CLOTH
TOWEL**
100% cotton.



**CN TERRY CLOTH
TOWEL**
100% cotton.



**TERRY CLOTH
GLOVES**



**CN TOWEL -
WITH MOLDING**
50*100cm



PREMIUM DUST BRUSH
**ITS COMPACT, THICK HEAD RE-
MOVES THE DUST**

completely after filing. Gentle to the skin so it gives the client a pleasant feeling. Its ergonomic design makes it an easy-touse hand tool and allows four fingers to be dusted at the same time.



**TERRY CLOTH
SOCKS**



**DUST BRUSH
PINK, WITH HOLDER**



**DUST BRUSH
WITH HOLDER**



**HALF MOON
DUST BRUSH**



**DUST BRUSH -
MINI**



ACCESSORIES

MAGIC BRUSH DUST BRUSH

Double-sided nail brush that attracts dust, so the nail bed and its surroundings can be completely dusted. Its surface looks rough, but touching is fine, like a gentle massage. To remove nail powder (gel, acryl, AcrylGel) dust this brush is the most effective. The dust does not sit between the fibers, easy to clean with soapy water and disinfectant alcohol or with disinfectant spray.



DUST REMOVE SPRAY 600ML



SAFETY GLASSES



MIXING PALETTE

Lockable, practical mixing palette with 12 separate metal washers. You can easily store and deliver the paints which you do not need every day after painting of a throwunused amount. The metal pads are magnetic, such disassembly and individually cleaned with ease. With Crystal Nails logo.

TOOL SANITIZER BOX



MANICURE BOWL



METAL PLATES FOR MIXING PALETTES 10 PCS/PACK



FINGER PROTECTOR TAPE



LONG COLOR PALETTE

You can display your colors to the client, so she can choose according to her preference. Available in transparent and white.



FAN PALETTE

The colors are easily changeable, you can try them on the client's finger. 23 pcs/display



**NEW! WHITE
COLOR DISPLAY
WITH METAL RING,
50PCS/PACKAGE**



NEW



**CLEAR COLOR DISPLAY
WITH METAL RING,
50PCS/PACKAGE**



**NUDE MOPS TIP ON
METAL RING,
50 PCS/PACKAGE**

Natural mops tip which easy to handle. It has a practical metal ring which bring together the tips.




**BLACK COLOR DISPLAY
WITH METAL RING,
50PCS/PACKAGE**

The black version of our 50 pcs display tips. Its advantage is that the nail technician do not have to paint the tips black prior to painting the designs. Makes the practice and presentation of some decorating techniques easier and faster. It's really easy to hold the tips by their handle and the practical metal ring keeps the finished tips



OVAL DISPLAYS

In transparent or white color, oval




METAL MIXING PALETTE

Its uniform surface makes it possible to mix several materials simultaneously (e.g. pigment powders with light gels, beads, etc.). Thanks to its metal surface, it is extremely easy and quick to clean. Size: 14,8x10 cm.



RING MIXING PALETTE

Product for mixing colors. Finger-lockable, easy to use for mixing in parallel with staining.



**FAN TIP DISPLAY, 120 PCS,
NATURAL AND CLEAR**

capacity: 120 pcs tips

**CRYSTAL NAILS
COLOR DISPLAY
RING**

Practical ring to display the color better. Just click it on the silver bottle. It makes the choice easier to your client and you can find the colors easier too. 50pcs



ACCESSORIES

PRACTICING HAND

Life-like practical hands with a flexible holder. Rubber, vivid skin color, movable fingers. Can be fixed on a table.



PRACTICING HAND

Life-like practical hands with a flexible holder. Rubber, vivid skin color, movable fingers. With holding pad.



PRACTICING FINGER

1. plug in tip
2. sticky tip



AQUAINK HOLDER

Stable, black with a Crystal Nails Logo in it. Silicone



MAGNETIC TIP DISPLAY (5PCS)

It works as a stand when making tips or the table can be decorated with the most successful works.



MAGNETIC TIP DISPLAY (WHITE 5PCS)

White console for Magnetic Tip Display to match the color scheme of the decorative tips.



DRILL MACHINE HEAD HOLDER

It is designed to hold 16 pieces of head, which makes it easy to transport and to store them on table and to disinfect them simultaneously.



PUMP DISPENSER JAR

You can store cleanser or polish remover in it, so it is easier to use. 120ml



TIPFIX PLASTICINE GLUE

Pre-cut fasteners for attaching decorative tips to displays. There are 78 small cubes in one package. Multiple reusable, durable, temporary glue that thanks to its quality material keeps its shape even after UV / LED lightning. 50g

ACRYLIC JAR

for liquidid, lockable



POLYGON JAR



GLASS JAR WITH GLASS TOP



CRYSTAL DEMO PLATE OVAL, SQUARE

Prepare your favourite tips because the Crystal Demo Plates has arrived! Apply your decorated tips on it easily and you're ready to make some pics for any social media or even if you just show them in person to your customers! The Crystal Demo Plate is the perfect way for you to organize your tips and most importantly, you can make easier to choose for your customers. The size of the Oval Demo Plate is usually 9cm diameter (the size of the pieces of this shape can be different from each other).



SILICONE TIPTAPE

Silicone Tape for nail art tips. Double sided tape, reusable. The length is 1 meter, the thickness is 1mm. This is the perfect choice for display books and our new Crystal Demo Plate. CN advise: If the tape what you using has lost of the stickiness you only have to do is wipe it or wash it and it will be good as new!



1. **PIPETTE**
For Acryl Remover and liquid



2. **ORANGE TREE WAND**



3. **RHINESTONE PICKER-UP
TWEEZER**



4. **STRASS PICKER-UP AND REMOVER
WAX PEN - IN A PRACTICAL CASE**



ACCESSORIES

CRYSTAL NAILS COPYBOOK

Whatever comes to your mind, you do not have to use paper or postits. Beautiful, stylish bookle with nail photos of our Champions. It has 100 pages. One side of it is square lattice and the other side is smooth.



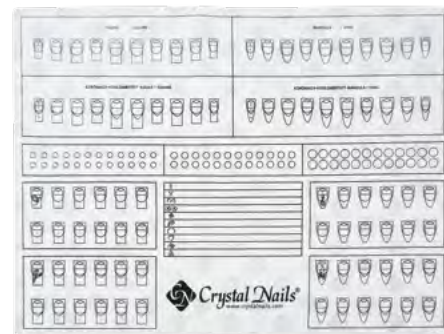
TABLE COVER 50 PCS

A3 size (29,7x42 cm), with Crystal Nails logo. Perfect background for reveal shots or tutorials and marketing videos.



CRYSTAL NAILS SILICONE PRACTICE PAD

Two sided Silicone practice pad that is suitable for practicing sculpting, perfecting your lines and handmade patterns. Made with unique graphics. Easy to clean and also protects the table from getting dirty. Remove the uncured gel with a cleanser pad or fiber free towels saturated with cleanser. The cleaning is suggested with soapy warm water on the silicone part. Size: 30x40 cm



Crystal
Nails®

HAND AND FOOT CARE



HAND AND FOOT CARE

MOISTURISING HAND, FOOT AND BODY LOTION

Our newest rich lotion product line contains shea butter. the oil level is more high, the absorption is slower and because of that, the skin care quality is more effective.

1. **NEW! APRICOT LOTION - RICH**
Contains: shea butter, jojoba oil, cocoa oil, vitamins with a scent of peach.
2. **EW! RASPBERRY LOTION - RICH**
Contains: shea butter, jojoba oil, cocoa oil, vitamins with a scent of raspberry.
3. **PAPAYA LOTION - RICH**
Contains: shea butter, jojoba oil, cocoa oil, vitamins with a scent of papaya.
4. **GRAPEFRUIT LOTION - RICH**
Contains: shea butter, jojoba oil, cocoa butter, vitamins with a scent of a grapefruit.



New: The 30 ml pack is now available in a practical, pumped package, so you can easily extract the cream from it to the last drop.

5. **STRAWBERRY LOTION - RICH**
Contains: shea butter, cocoa butter and vitamins with a scent of strawberry.
6. **VANILLA LOTION - RICH**
Contains: shea butter, cocoa butter and vitamins with a scent of vanilla.

The packaging of the previous 30 ml creams will change soon!



Crystal
Nails®

CHEAPER FOR LONG PRODUCTS



CHEAPER FOR LONG PRODUCTS

SOAK-OFF MATTE TOP GEL

Medium thick, soak off, flexible, cleansing top gel. Silky matte effect could be reached when you use it. Recommended usage on acrylic nails, gel nails or CrystalLacs. Use it in 2 thin layers. After curing, cleans it.
Cure time: 2-3 min (UV), 1-2 min(LED)



This nail was made with Royal gel R170, 3S121 3 Step CrystaLac, Mattever Matte Top Gel and Ornament Gel White by Barbara Magyarosi.

BUILDER GEL TRIAL KITS

You can try our favourite builder gels in trial kits - Taste Kit!
It is a good opportunity to try something new in a cheaper price!

Clear Builder Gel Taste Kit 3x3ml



Xtreme Clear Cool Gel Titanium Gel

Cover Pink Builder Gel Taste Kit 3x3ml



Xtreme Cover Pink Cover Pink Rocky Cover Light

Cover Refill Builder Gel Taste Kit 3x3ml



Cover Refill Cover Refill Hard Cover Refill Hard Tan



CHRO°ME CRYSTALAC

CHROME EFFECT: WHAT HAS BEEN IMPOSSIBLE BEFORE!

Excpetional, revolutionary development, with unique gel polishing technique: chrome Crysta-Lac, what was impossible before! Flexible, soak off, metallic, chrome CrystaLac. You can reach maetallic chrome shine with the Chro°Me CrystaLac on both natural and artificial nails. Its base layer is the ONE STEP CrystaLac 0, top layer: Chro°Me Top. For the long-lasting effect – increase the durability with 1 week: in case of natural nails cover the flexible Chro°Me Top with the soak off Easy Off Top Gel, in case of artificial nails with Top Seal Light. You can use it after nail strengthening and on artificial nails: apply the ONE STEP CrystaLac „0“ clear (=the base of the Chro°Me) on a refined surface. You can create special designs with Chro°Me CrystaLac. In this case , use it on any type no cleansing product, such as Royal Gel, 3D hard gel, Art Gel, Xtreme Top Shine. To reach antique effect, it can be applied to buffered or filed surfaces. In these cases you have to cover the surface with Chro°Me Top. Use it extra thinly (the brush should seem almost clean), do not seal the edges! Always shake it well before use! Chro°Me CrystaLac dries in the air, but for the perfect result, cure it for 3-4 mins (at least) in the UV or LED lamp. The perfect chrome effect can be only reached with the official Chro°Me technique.



3 STEP CRYSTALAC

EXTRAORDINARY DURABILITY AND AMAZING COLORS IN 3 STEPS

This wonderful product is providing you the persistency of the color gels but it in a more easier way, thanks for the PolyHybrid technology. Highly pigmented product of course. The attached brush is perfectly matches the surface of the nail plate, so you can work more precisely and smoothly. This unique jar is not just spectacular but practical as well: your customer can easily pick their favorite color just look at them. Creamy, flexiabile, soak-off material. The Base Gel of this product can be the Compact Base Gel, Builder Base Gel, Base Gel, Color Up Base Gel. For Top gel, we recommend you to use the followings: Clear 0/Top CrystaLac, Cool Top Gel Universal, Mattever Top Gel and Cool Top 4 Dark. The duration of the 3 Step CrystaLacs are approximatly 3 weeks. It can be soak-off about 10 min (depents on the thickness of the layer and the material what you use for removing).



CHEAPER FOR LONG PRODUCTS

LACE GEL

The Lace Gel is an extra thick plasticine-like material, which we can use to make a perfect 3D patterns or apply it in a thin layer and create visionary lace patterns. Use it on the fully cured top shine! For making lace patterns, use a spatula for taking it out from the jar, apply it on the surface and with a little help of Cleanser. For working with it, we recommend you to use Mini 3D or 3D brushes or silicone brush. For the 3D patterns we can shape with our own fingers. Non-cleansing. We can colorized it with Art Gels, and don't cover it with anything.

Cure Time: 2-3min (UV), 1-2 min (LED)



XTREME TRANSPARENT PINK CRYSTAL CLEAR PINK

Intensive, transparent pink acrylic powder.
For darker skin shade



XTREME CRYSTAL CLEAR

It contains slightly optical stimulant.



These acrylic powders devoted to the name, extremely high quality: soft grinding, crystal clear colors, non-yellowing formula.

MAGIC MOMENTS NAIL POLISH KIT

Lovely and vivid colors which not only fit the trendy girls. Magic colors in one box to fight the cloudy days. Contains: 15, 50, 54 + Weekly Top Coat



METAL POINTER WITH PLASTIC HOLDER



CLEAR TIP REFILLER



CURVED TIP BOX AND REFILLER (HALF-HAWK)



LARGE STILETTO TIP NATURAL AND CLEAR



MARILYN BOX AND TIP REFILLER (1-10) NATURAL AND CLEAR

Especially developed for marilyn nail-shape. Thin, flexible, easily fit. Crystal quality, optimal shapes.



FRENCH TIP BOX AND REFILL



LARGE STRAIGHT TIP



CHEAPER FOR LONG PRODUCTS

MANICURE TIP (MANI TIP) DOUBLE AND SIMPLE

You can easily create the regular smile line with the help of the Mani Tip. The double Mani Tip consists of 2 parts: one clear assistant tip, and one color French free edge. The clear assistant tip can be lifted easily, you have to push the thin color French tip - with glue on it - to the nail with the help of it. In 14 sizes for the perfect fitting. Can be used for gel nail strengthening. In 3 colors. The simple Mani Tip consists of one free edge part, which you have to pinch to the nail with fingers or with tweezers.



HALF-CIRCLE REFILL

Made with special kind of plastic, more flexible than ever and it has perfect shape and excellent quality. It matches any nail shape.



EDGE (CLEAR) - WITH SIDELINE CORRECTION

A tip developed for edge nail tips which is a great help with sculpting for beginners. The advantage of the Crystal Nails Edge tip is that it does not 'hang' like other tips due to its sideline correction (elevation). (As we know the form should be elevated as well when working with the sculpted version of Edge nails.) The other advantage is the optimized (a little shortened) length that makes it suitable for everyday use. Also its slimmer, more flexible, easyfit with no contactline. box (100 pcs, 1-10)



XTREME FRANCIYA TIP

Deep smile line, dramatic effect with no contactline.



HYBRID CLEAR TIP

Long, spiky, transparent tips with centerline and no contactline.




STILETTO TIP

Long, transparent tips with no contactline.




DECOR AND PEARL AQUARELL

The aquarelle painting (shaded, transparent) is really fashionable on nails too. In order to achieve this, you need the best, top quality, non shading, vivid paints! The nails are more colorful, professional and lively than before with the newly developed Crystal Nails Aquarell paints. Everybody will see the difference!



XTREME AQUARELL+

More lively and handy than the previous aquarelles, even with less experience, you can be a real artist. Creamier consistence and the colors remain vivid after dilution because of its higher pigment content. It is easier to work with, create shades and blend the colors with the New Xtreme Aquarell+ paints.



RHINESTONE STAMPING KIT

One stamp plate that lets you apply the rhinestones easier and faster than ever before on the nail surface. Rub the stones from above with the stamp head and then take it gently, with a slow motion, so they will not move. (Do not use the rolling sampling technique!) Use the large Clear head for the SS5 sized stones. The kit contains 1 stamp plate and 1 puff for quick guidance.



DEKOR ONE MOVE

Creamy, slow drying, strongly pigmented paints especially developed for the One Move technique. Unique product on the market! For decorating, painting outlines, shading on acrylic or gel. The tube shape prevents drying and helps you to control the amount of paint.



CHEAPER FOR LONG PRODUCTS

PORTFOLIO BOX

Closable glass cover for nail art tips. Aluminium walls, sponged inside.



UV FILTER

Polish with optically brightening and UV filter effect. It emphasizes the colors on artificial nails and French manicure. It also protects from the yellowing effect of the sun and solarium. We suggest to cover the acrylic nails with UV filter. By using it on natural nails, it makes them whiter and they look more healthy. 15ml



SILICONE ART DESIGN

Make detailed and sophisticated 3D decorations with our latest ornaments in minutes! In fact, Silicone Art Design is a 3D printer that can be used to make convex decorations easily. It works with almost any color material: 3 STEP, ONE STEP CrystaLac, Royal Gel, RoyalCream, 3D gel, Color gels and Xtreme Fusion AcrylGel. Fill the silicone print with the color material, wipe the excess with a Cleanser Pad. Cure it for about half minute and thread the bottom of the pattern thinly with a clear builder gel, or thin a little Clear Xtreme Fusion AcrylGel. This should be fixed on the nails with a tweezer, cure them and its done! After that cover with high shine without touching the pattern. Available in 1 set of 3 sizes in a total of 6 patterns. The tweezer can be purchased separately.



CN SILICONE ART DESIGN



NEW! MOBILE STAND TO GIGALED LAMP

It is our newest innovation for Giga LED lamp.



MATT TOP COAT NOT SHINY, MATTE SURFACE, TOP NAIL POLISH

Makes nail polish, gel and acrylic surfaces matte. The colors under it remain vivid, they just lose their shine. One of the modern trends, and if you like new trends, you need this!
8ml
15ml



THINNER 3-WAY BUFFER

240/800/3000



REMOVABLE SILICONE TOP FOR LEDEXTREME+ UV/LED LAMP

Pink.



FRENCH SMILE LINE FOR FILLING



CHEAPER FOR LONG PRODUCTS

XTREME STRONG DUST COLLECTOR

With large capacity and suction, adjustable suction speed control, one hand use space-saving design. White-shiny plastic cover with cushioned hand-rest for the easier cleaning and maximum comfort.

Accessories: 2 pcs dust bag



XTREME-S SMART E-FILE

Small, elegant and modern portable electric file with a waist attachment holder. 25,000 RPM, fast chuck, a vibration-free machine with digital display. Light 120g handpiece (the weight of the control unit is only 185g). Total charging time is approx. 2.5 hours, it can be used for 9 hours per charge.

Attributes:

RPM: 25000

Rotation setting: yes

Handpiece holder: no

Foot pedal: separately

Other extras: digital display

Accessories: 2in1 table holder,

waist bag, opening key,

charger, spair carbonbrush



Trend colors of the year

2021

The Pantone Color Institute has chosen two colors of the year for the second time. In 2021, a soothing shade of gray and a bright sun yellow became the trend colors of the year. This year's dual-color choice carries a message of strength and hope, as the two colors together are both uplifting and memorable.

PANTONE
Ultimate Gray

PANTONE
Illuminating



This nail was made with **Royal Gel R7, 3S128, 3S46 3 Step CrystaLacs, Platinum Foil Silver** and **Swarovski rhinestones** by Nikolett Kovács.

3S3 3STEP CrystaLac

3S122 3STEP Crystalac

3S45 3STEP CrystaLac

R98 Royal Gel

3S46 3STEP CrystaLac

R123 Royal Gel

R91 Royal Gel

R138 Royal Gel

R108 Royal Gel

R139 Royal Gel



Crystal
Nails® 

sens
by  Crystal Nails®

Crystal Nails®

ELITE
NAIL ACADEMY