

Kiss Daniela, Miss World Hungary 2015

Crystal Nails®



2015 ATUMN / WINTER

NEWLY DEVELOPED
 BUILDER GEL!
COOL GEL

**CRYSTAL CLEAR, XTREME
 BUILDER GEL WITH REDUCED
 HEAT GENERATOR FORMULA**



Cool Gel



COOL GEL

**Brand new, crystal clear, medium thick,
 easy to handle Xtreme builder gel.**

The result of a brand new development:

- low heat formation
- non yellowing
- crystal clear

Optimized density for salon work and flexibility characterizes it. Keeps itself together, does not flow. Maximal adhesion and extreme durability.

RECOMMENDED BY
 THE GEL INTERNATIONAL
 CHAMPION, **MELINDA
 DROZDIK!**

**LOW HEATING
 FORMULA!**



*Cure time in UV lamp 2-3 minutes,
 in LED-ben 1-2 minutes.
 Pinch time in UV lamp 20- 25 seconds,
 in LED 8- 10 seconds.*

- 0.17 fl oz –
- 0.5 fl oz –
- 1.7 fl oz –

**OPTIMIZED DENSITY
 FOR SALON WORK -
 DOES NOT FLOW!**



The new Cool Gel crystal clear Xtreme builder gel.
 Free edge with the new 218 and Prisma Brick Red
 Prismatic Crystal.ac gel polish (by Gabó Kovács).



The new Cool Gel crystal clear Xtreme builder gel. (by Alexandra Méhesz).



NEW COOL GEL SBS – CLASSIC ALMOND SHAPE, CURED IN UV/LED LAMP

by Alexandra Méhész

1.



Prepare the natural nail plate, then thinly apply Builder Base Gel to the surface. Cure it for 1-2 minutes in the Crystal UV lamp, combined with a LED bulb, then apply the Xtreme butterfly form, according to the classic almond nail shape.

2.



Create the base layer with Xtreme Cool Gel and Xtreme Gel brush. Pinch it after 8- 10 seconds of curing. Create nail bed extension with Rocky Cover LightGel and Nero Merlo II. brush and cure it. Create the nail bed enhancement with Cover Refill Gel. Cure it for 1-2 minutes in the Crystal UV lamp, combined with a LED bulb.

3.



Cleanse the material with Cleanser, then file the nail bed part and the smile line with Xtreme blue 150/150 file. Use a thin wooden file for creating a more definite smile line. Remove the form, then thoroughly remove the dust.

4.



Apply the new 218 color gel to the free edge with Nero Merlo I. brush, then cure it for 1 minute in the Crystal UV lamp, combined with a LED bulb. Sculpt the free edge part with Xtreme Cool Gel and Xtreme Gel brush. After 1-2 minutes of curing, cleanse the surface.

5.



File the nail surface into shape. For the first few moves, use the Xtreme Blue 150/150 file, then create the final shape with the 150/150 Zebra blue file. Refine the nail surface with a Pink Core buffer.

6.



Remove the dust thoroughly, then cover the surface with Top Shine Xtreme gel. Cure it for 1-2 minutes in the Crystal UV lamp, combined with a LED bulb.



The new Cool Gel crystal clear Xtreme builder gel. Free edge with the new 216 and 217 color gel (by Alexandra Méhész).



NEW!

COVER REFILL HARD GEL

**MORE DENSE VERSION
OF THE NEW BESTSELLER
COVER REFILL BUILDER GEL**

COVER REFILL HARD GEL

More dense version of the bestseller, natural nail bed color Cover Refill Gel, what was developed for refill. Perfect for sculpting and refill too! Similar to the popular Cover Pink color. Due to the ideal amount of pigments it covers perfectly at the smile line, but getting transparent at the cuticles. For nail bed enhancement too! In case of nail bed extension, the regrowth area can be totally filled in whole thickness, because the Cover Pink and Clear materials can be substituted with it (2 in 1).

*Cure time in UV lamp 2-3 mins,
in LED-ben 1-2 mins.
Pinch time in UV lamp 30- 35 secs,
in LED 20-25 secs.*

**0.17 fl oz –
0.5 fl oz –**

Cover Refill
Hard Gel



THE NEW FAVORITE
OF IRENE MERLO :
„SUPER CONSISTENCY,
PROPER
PIGMENTATION”



NEW!
BUILDER BASE GEL
THE STRONGEST ADHESION
CN BASE GEL



The new Builder Base Gel.
 Free edge with the FD8 and FD9 Full Diamond color gels (by Alexandra Méhész).



**THE STRONGEST
 ADHESION BASE GEL!**

**RECOMMENDED BY
 MARIA VIGH, HUNGARY'S
 FIRST INTERNATIONAL
 GEL CHAMPION!**

BUILDER BASE GEL

Incredible strength of adhesion, new development: say goodbye to adhesion problems even in case of the most problematic clients. Easy to apply, a bit more dense, the shorter brush makes your work more even. Apply under CrystalLac, but in this case the solubility will decrease, because of the stronger adhesion.

Cure time: 2-3 mins in UV, 1-2 mins in LED.

0.14 fl oz –
0.5 fl oz –



Builder Base Gel

0.5 fl oz

0.14 fl oz

The new Builder Base Gel. A Free edge with the 283 and 284 Flash scolor gels. (by Melinda Drozdik).



NEW!

**PRISMATIC CRYSTALAC
2015 AUTUMN-WINTER
TREND COLOURS**

BRAND NEW, FASCINATING EFFECT
HOLOGRAPHIC PRISM SHINE

PRISMATIC CRYSTALAC

Soak-off, flexible CrystalLac gel polish with a never-seen-before, amazing effect. Prismatic CrystalLac gel polish gives hologram rainbow shine to your nails as your client moves her hand! Apply 2 layers of Prismatic CrystalLac between layers of any flexible top gel.

Apply on dry and shiny base. In case of natural nails use One Step "0" as base and top. In case of gel or acrylic nails it works perfectly with any flexible top gel, e.g.: Top Shine Xtreme, Top Seal, Top Seal Light. Remove the shine of the nails and apply a layer of top gel, then come 2 layers of Prismatic CrystalLac. Then we use again the same shine gel, what we used for base. In case of Easy Off Hardener gel nail strengthening technique, cleanse the Easy Off Top gel, then apply the layers of Prismatic and finish with the same top.

0.14 fl oz –



PRISMATIC CRYSTALAC NEW COLORS



Prisma
Brick Red

Prisma
Amarena

Prisma
Brown

Prisma
Dark Purple

PRISMATIC:
PLAY OF RAINBOW
ON YOUR NAILS!

CN Tip: For faster work use a cleansing free top shine. Otherwise you always have to cleanse the top gel, before you apply the Prismatic CrystalLac!

CN tip: In case of thin, too flexible natural nails, strengthen the nail plate with Easy Off Hardener Gel before the application of the Prismatic CrystalLac.

CN tip: In case of extra stress, apply two layers of top coat over the Prismatic CrystalLac for the beautiful, long lasting final result.

The new Prisma Brick Red and the new Prisma Dark Purple Prismatic CrystalLac colors (by Alexandra Méhész).



PRISMATIC CRYSTALAC

The new Prisma Dark Purple Prismatic CrystalLac (by Melinda Drozdik).



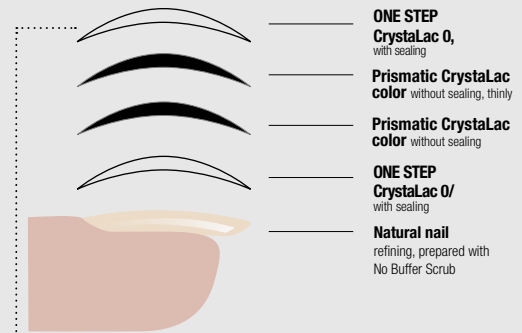
PRISMATIC CRYSTALAC

The new Prisma Amarena Prismatic CrystalLac (by Melinda Drozdik).



PRISMATIC ORDER OF LAYERS

ON NATURAL NAILS

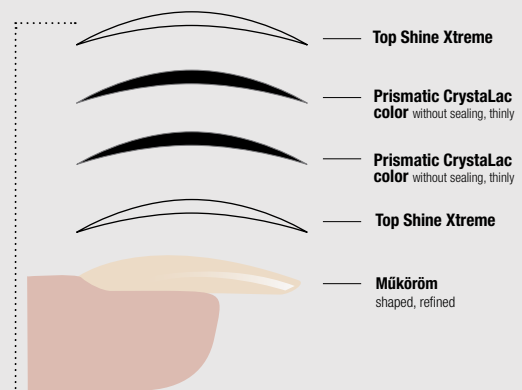


IN CASE OF EXTRA USE, APPLY TWO LAYERS OF TOP

CN TIP

In case of natural nails, you can use Super Shine Optic and 0/clear One Step CrystalLac

ON ARTIFICIAL NAILS



IN CASE OF EXTRA USE, APPLY TWO LAYERS OF TOP

CN TIP

In case of artificial nails, you can use Top Shine Xtreme, Top Seal, Top Seal Light, Easy Off Top gel

Important!

When applying the Prismatic colors, do not seal the edges! But in order to reach the proper durability, you have to seal the edges when creating the base and the top layer. Apply it finger by finger, and cure it one by one. In case of thin, flexible natural nails, it is worth to apply Easy Off Hardener gel at first. Then cover off with Easy Off Top gel. In this case you have to cleanse the cured layer, so the Prismatic can stick to the surface perfectly.

PRISMATIC CRYSTALAC

CrystalNails

NEW!

**2015 AUTUMN 3 STEP
(CLASSIC) CRYSTALAC
TREND COLORS**

EXTREME DURABILITY AND AMAZING SHADES IN
3 STEPS

3 STEP (CLASSIC) CRYSTALAC

Cool but still feminine colors, to make your client feel like Autumn's queen: energetic English Mustard, elegant Madame Marsala or the always-a-good-choice Dark Storm cloud.



0.14 fl oz –
0.27 fl oz –

**3 STEP
(CLASSIC) CRYSTALAC:**

BETTER SOLUBILITY!

3 WEEKS DURABILITY

THE MOST DURABLE,
PROFESSIONAL
SOLUTION!

**NEW! ON THE CATWALK 3 STEP
(CLASSIC) CRYSTALAC KIT**

Even the gloomiest days will turn colorful by using these shades! Trendy colors, straight from the catwalk...

The kit contains: 3S13, 3S16, 3S18, 3S26

4x0.14 fl oz



The new 3S33 Madame Marsala 3 STEP (Classic) Crystalac color (Zsuzsanna Kun)



NEW EFFECT!

CASHMERE CLASSIC (3 STEP) CRYSTALAC

EXTREME DURABILITY AND WONDERFUL
COLORS IN 3 STEP

The creamy beige colors come to life in the fall season!
All of the shades are perfect choice, even on rainy days!
4 soft, absolute feminine shades.

0.14 fl oz –
0.5 fl oz –

CASHMERE COLORS



The new 158 Satin classic (3 STEP) CrystalLac color (by Zsuzsanna Kun)



NEW! 100% CASHMERE CLASSIC (3 STEP) CRYSTALAC KIT

Soft, feminine shades, which will remind your client to her favorite fluffy sweater. 4 creamy beige colors,
in case of you can't choose!

The kit contains: 156, 157, 158, 159
4x0.14 fl oz



3 STEP (CLASSIC) CRYSTALAC BASE & TOP:

BASE GEL

The flexible, soak off, extremely strong
base gel of the classic (3 STEP)
CrystalLacs. In order to reach the
perfect adhesion and solubility use it
thinly.

Cure time: 2-3 mins in the
UV lamp, 1-2 mins in LED

0.14 fl oz –
0.27 fl oz –

CREATE
THE BASE WITH
BASE GEL



CLEAR/TOP 0 CRYSTALAC

The soak off, flexible, durable and supershiny
top of the 3STEP classic CrystalLacs. With its
use the CrystalLacs get durable shine. In order
to reach the perfect solubility use it thinly.

Cure time: 2-3 mins in the
UV lamp, 1-2 mins in LED

0.14 fl oz –
0.27 fl oz –

USE IT AS A
TOP LAYER:
CLEAR/TOP 0
CRYSTALAC



GN TIP:

In case of 3 step (classic) CrystalLac, do
not overcure the color, so the cover can
perfectly stick to it.

CLASSIC (3 STEP) CRYSTALAC

Crystal Nails

NEW! CHROME CRYSTALAC ESSENTIALS KIT

Color: the 12 Pink Chro°Me CrystalLac (by Gabó Kovács).

WITH STEP BY STEP
BOOK, WHICH CAN HELP
YOU TO CREATE THE
PERFECT CHROME
CRYSTALAC
GEL POLISHING

CHROME NAILS
FOR 2 WEEKS!

CHROME EFFECT:
WHAT WAS
IMPOSSIBLE
BEFORE!

WITH THE
BESTSELLER PINK
CHROME CRYSTALAC
NR.12 IN THE KIT!

12
Pink



NEW! CHRO°ME CRYSTALAC ESSENTIALS

REAL CHRO°ME EFFECT

CHRO°ME CRYSTALAC ESSENTIALS KIT

Unique, revolutionary development, particular gel polishing technique: chrome CrystaLac! Real chrome effect, what can be created by you: new, flexible, soak off metallic ChroMe CrystaLac.

This attractive kit contains everything (products & tools) what you need for ChroMe gel polishing. Enough for 15 complete, fantastic manicure, what lasts for 2 weeks.

The kit contains: 0/clear ONE STEP CrystaLac 8ml, Pink ChroMe CrystaLac nr.12 0.14 fl oz, ChroMe Top 0.14 fl oz, soft touch buffer, No Buffer Scrub 1.01 fl oz, lint free pads, orange wooden stick.



EVERYTHING YOU NEED FOR THE PERFECT CHRO°ME CRYSTALAC GEL POLISHING

with guide



The GL87 classic (3 STEP) CrystalLac color
(by Alexandra Mehész).



NEW! BESTSELLER COLOR AUTUMN 2015 CLASSIC CRYSTALAC KIT

Client-favorite
bestseller fall colors.
The kit contains:
20, 87, 96, 306
4x0.14 fl oz



SEASONAL
KIT



20 87 96 306



The GL89 and classic (3 STEP) CrystalLac color
(by Melinda Drozalk).



NEW! TREND COLOR AUTUMN 2015 CLASSIC CRYSTALAC KIT

2015 the super hits
of the fall season.
Mysterious colors,
what can make the
clients' heart beat
faster!
The kit contains: 89,
101, 103, 307
4x0.14 fl oz



SEASONAL
KIT



89 101 103 307

3 STEP (CLASSIC) CRYSTALAC

Crystal Nails

NEW!

**ONE STEP CRYSTALAC
TREND COLORS 2015 FALL**

FAST POLISHING, VIVID COLORS

ONE STEP CRYSTALAC

You should not miss the colors even in the fall, as in the darker colors are in fashion in this season. So the darker colors are also available in ONE STEP CrystalLac gel polish. We collected you the trendiest ones, so, not a single salon should miss them in this chilly season!

0.14 fl oz –
0.27 fl oz –



1S22
Madame Marsala

1S23
Purple Velvet

1S24
Brick red



1S25
Blue Lagoon

1S26
Sangria



**NEW! BAD
ROMANCE ONE STEP
CRYSTALAC KIT**

This cheerful and happy kit reminds us the atmosphere of the summer, for a super price.

The kit contains: 1S5, 1S9, 1S10, 1S17
4x0.14 fl oz

**ONE STEP
CRYSTALAC:**

ONE STEP! NO NEED FOR
BASE AND TOP LAYER!

NO NEED FOR CLEANSING!

EVEN BETTER
SOLUBILITY!



1S5

1S9

1S10

1S17

A képeken látható szín az új 1S22 Madame Marsala ONE STEP CrystalLac szín (Kun Zsuzsanna munkája).



**CN TIPP:
+ SUPER SHINE OPTIC
(FOR 3 STEP AND ONE
STEP!) 8ML**
(OPTIONAL)

SUPER SHINE OPTIC

NO CLEANSING, SOAK OFF SUPERHSINE
No cleansing, flexible, soak off, clear
shine gel with a brush. It has been developed
to increase the durability and shine of
the ONE STEP Crystalacs. It has optical
brightening effect, so it brightens the
white and light colors, and makes the
darker colors more vivid. Cure time: 2-3
mins in the UV lamp, 1-2 mins in LED.

0.14 fl oz –
0.27 fl oz –
0.5 fl oz –

LONG-LASTING
SUPER SHINE
+ 1 WEEK
DURABILITY



OS34 ONE STEP Crystalac color (by Alexandra Méhéscz)



**NEW! BESTSELLER COLORS
AUTUMN 2015 ONE STEP
CRYSTALAC KIT**

Bestseller, client favorite colors.
The kit contains: OS16, OS34, OS36, OS64
4x0.1 fl oz



OS29 ONE STEP Crystalac color (by Alexandra Méhéscz)



**NEW! TREND COLORS
AUTUMN 2015 ONE STEP
CRYSTALAC KIT**

Hits of 2015 Autumn. Spicy and mysterious colors,
your client's heart will beat faster when they see
them! The kit contains: T20, OS29, OS56, OS75
4x0.1 fl oz



ONE STEP CRYSTALAC

Crystal Nails

ROYAL GEL NEW 2015 FALL-WINTER TREND COLORS

NO CLEANSING COLOR GELS
IN ONE LAYER!

ROYAL GEL

Secret color weapons for the gloomy fall: you can't miss the bombastic colors like cherry chocolates and the cold mineral shade, the malachite. R76: cherry chocolates R77: Malachite

0.15 fl oz



The new R77 Malachite Royal Gel color (by Alexandra Mészáros).



ROYAL FALL-WINTER COLORS



R76
Cherry

R77
Malachite

R6
Ultra white



0.15 fl oz

**R6:
ULTRA WHITE**
BETTER COVERAGE,
ULTRA WHITE COLOR!
0.15 FL OZ –



The new R6 Ultra white Royal Gel color (by Alexandra Mészáros).





R36 Royal Gel color gel
(by Alexandra Méhéscz).



R10 Royal Gel color gel
(by Alexandra Méhéscz).



NEW! TREND COLORS AUTUMN 2015 ROYAL GEL KIT

Hits of 2015 Autumn. Spicy and mysterious colors, your client's heart will beat faster when they see them.

The kit contains: R10, R70, NEW! R76, NEW! R77
4x0.15 fl oz



SEASONAL
KIT



NEW! 2015 AUTUMN-WINTER 2015 COLOR GEL TREND KIT

Hits of 2015 Autumn. Spicy and mysterious colors, your client's heart will beat faster when they see them.

The kit contains:
R10, R70, NEW! R76, NEW! R77
4x0.15 fl oz



SEASONAL
KIT



NEW!

2015 AUTUMN-WINTER COLOR GEL TREND SHADES

OUTSTANDING COLOR INTENSITY AND SHINE

COLOR GEL TREND COLORS

Classic? Extravagant? Playful? Your client surely will find her autumn favorite among these trendy colors: Choose according to your preference: daring Magnolia, lovely Purple Velvet and playful Burgundy.

0.17 fl oz –

COLOR GEL AUTUMN/WINTER NEW COLORS



216
Magnolia



217
Purple Velvet



218
Burgundy



0.17 fl oz

3D GEL RENEWED BLACK AND WHITE 3D DENSE COLOR GELS – PLUS A NEW, PEACHY-PINKY SHADE

Extra dense, easy-to-use color gels, what can be cured in spite of their density. Create 3D effects, applicable over shiny surface. Easy to form by using special 3D brush. For thin lines, patterns you can choose the O Short, O Long or Barbara I. brush. Cleansing free product.

0.17 fl oz

3D GEL NEW COLORS



801
Black



808
White



824
Peachy-pink



3D GEL:

EXTRA DENSE, EASY-TO-USE
DECORATION GEL KEEP THEM
IN THE FRIDGE DURING SUMMER,
SO THEY REMAIN HARD.



The new 216 Magnolia and the new 218 Burgundy color gel and the 808 white 3D color thick gel (by Alexandra Méhész).





NEW EFFECT!

MOONLIGHT EFFECT COLOR GEL

MOONLIGHT EFFECT COLOR GEL

The newest exciting craze: glow in the dark! Impress your clients by creating their French free edge with the new Moonlight effect fluorescent gel. „Glowing” nails in the dark bedroom! Available in two magical versions: 700; 701



The new 701 Moonlight Effect color gel (in sunlight)
(by Melinda Drozdik).



SILVERY SHINE BY
DAYLIGHT

Moonlight effect

In the
photo



700



701



The new 701 Moonlight Effect color gel (in the dark)
(by Melinda Drozdik)



PHOSPHORESCENT
IN THE DARK



0.17 fl oz -

MOONLIGHT EFFECT COLOR GEL

Crystal Nails

The new 216 Magnolia color gel
(by Zsuzsanna Kun)



NEW! BESTSELLER COLOR AUTUMN 2015 COLOR GEL KIT

Bestseller autumn
season colors!
The kit contains:
14, 66, 112, 120
4x0.17 fl oz



SEASONAL
KIT

4x 0.17 fl oz –



14

66

112

120

NEW! TREND COLORS AUTUMN 2015 COLOR GEL KIT

Absolute favorites of 2015
autumn. Piquant and
mystical shades what make
your client's heart beat faster!
The kit contains: 129, 288,
NEW! 216, NEW! 217
4x0.17 fl oz



SEASONAL
KIT

4x0.17 fl oz



129

288

In the
photo

NEW! 216

NEW! 217



625 color powder
(by Melinda Drozdik).



NEW! BESTSELLER COLOR AUTUMN 2015 COLOR POWDER KIT

Client-favorite bestseller fall trend colors. The kit contains:
FD2, 74, 134, 625
4x0.17 fl oz



4x0.17 fl oz

SEASONAL
KIT



FD2

74

134

625

In the
photo

NEW! TREND COLORS AUTUMN 2015 COLOR POWDER KIT

2015 the super hits of the fall season. Mysterious colors, what can make the clients' heart beat faster! The kit contains:
FD5, 83, 85, 618
4x0.17 fl oz

SEASONAL
KIT



4x0.17 fl oz



FD5

83

85

618

In the
photo



618 color powder
(by Melinda Drozdik).



COLOR POWDER KIT

Crystal Nails

by Alexandra Méhesz



MERMAID EFFECT



NEW
EXCLUSIVE
BLACK JAR

MERMAID EFFECT SBS

1. Sculpt the nail with Xtreme Cool Gel. File it into shape, then thinly cover it with 2 layers of 006 white color gels.

2. After 1-1,5 minutes of curing, thoroughly sprinkle Crystal mermaid powder to the second layer of 006 gel.

3. Gently push the Crystal mermaid powder to the surface with your fingers!

4. (When it stucked everywhere,) remove the excess powder with a soft brush, then cover the surface and the edges of the nail with Xtreme Top Shine, cure it for 2-3 minutes in the UV lamp.

NEW! CRYSTAL MERMAID POWDER

Fall sparkling: you can cheer your client up on cold days, if she can shine all day! In addition, her environment won't take their eyes off from her hands, if you apply Crystal mermaid powder on her nails!

CN tip: Create trendy mermaid effect for your clients so their nails will shine bright like gemstones! 2 colors, 2 sizes. In new, exclusive black jar!




On GL24 White classic (3 STEP)
CrystalLac base



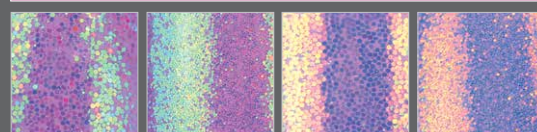
On GL55 Black classic(3 STEP)
CrystalLac base



On GL118 Soft powder classic (3 STEP)
CrystalLac base



On GL124 Pastel purple classic (3 STEP)
CrystalLac base



LUXURY GOLD – UNDER THE SPELL OF ANTIQUE GOLDEN PATTERNS

BY ÁGNES SEBESTYÉN

WITH THE NEW ROYAL GEL TREND COLORS,
THE NEW 3D DENSE COLOR GELS,
AND CHROME CRYSTALAC GEL POLISH

1.



Sculpt the pipe nail shape with Cover Pink acrylic powder. Refine the surface with the acrylic refiner buffer with pink core.

2.



Irregularly apply the new R77 Malachit Royal Gel color with Mini 3D brush to the nail surface. Cure it for 1 minute in the UV lamp.

3.



Cover the surface with Matt Top Gel, in 2 thin layers. After curing, cleanse the surface with Cleanser.

4.



Create the pattern with the new 808 white 3D dense color gel and with an Art Design brush to the nail surface and cure it for 3 minutes in the UV lamp. (cure the pattern step by step.)

5.



Apply 1 Gold and 15 Gold Rose Chro°Me Crystalac gel polish with Art Design brush to the surface of the design.

6.



Cover the pattern with Chro°Me Top. Cure it for 2 minutes in the UV lamp. Decorate it with Swarovski stones.





New! 3S32
3 STEP
CrystalLac
gel polish

R40
Royal Gel

Classic
CrystalLac
nr.53

color
powder
nr. 1

In the photo.

TREND 2015 AUTUMN/WINTER



LORD OF THE BRITISH
ISLANDS: ENGLISH
MUSTARD



TREND 2015 AUTUMN/WINTER



BOHEMIAN AND
CHARMING:
PURPLE VELVET



New! 1S22
ONE STEP
CrystalLac
gel polish

New! 3S33
3 STEP
CrystalLac
gel polish

New!
Amarena
Prismatic
CrystalLac
gel polish,

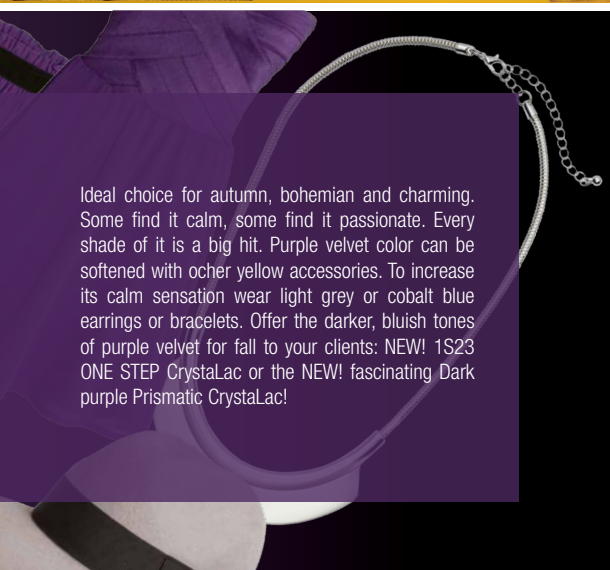
R70
Royal Gel
In the photo.

TREND 2015AUTUMN/WINTER



MADAME
ELEGANCE:
MARSALA

Although it is not the brightest shade of yellow, but it is fresh and a lively color. It loads and cheers you up on gloomy days, if you combine the English mustard with golden brown and sand shades. The effect is more exciting, if you place an orange-red or emerald green accessory into the composition. Bravely suggest to your client the NEW! 3S32 3 STEP CrystaLac gel polish or cover the free edge with R40 Royal Gel – the yellow mustard color will definitely be a success.



Ideal choice for autumn, bohemian and charming. Some find it calm, some find it passionate. Every shade of it is a big hit. Purple velvet color can be softened with ocher yellow accessories. To increase its calm sensation wear light grey or cobalt blue earrings or bracelets. Offer the darker, bluish tones of purple velvet for fall to your clients: NEW! 1S23 ONE STEP CrystaLac or the NEW! fascinating Dark purple Prismatic CrystaLac!

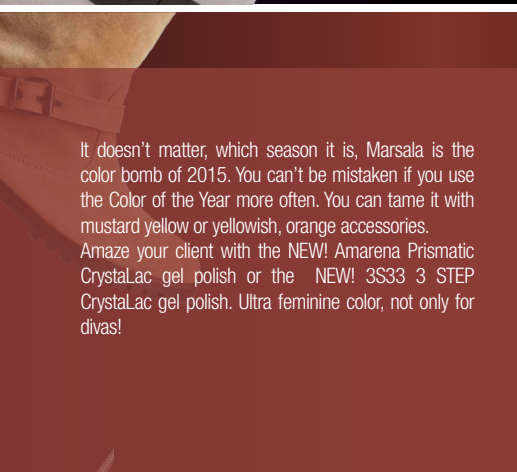
NEW!
color gel
nr. 217

NEW! 1S23
ONE STEP
CrystaLac


In the photo.

NEW!
Dark purple
Prismatic
CrystaLac

classic
(3 STEP)
CrystaLac
nr.89



It doesn't matter, which season it is, Marsala is the color bomb of 2015. You can't be mistaken if you use the Color of the Year more often. You can tame it with mustard yellow or yellowish, orange accessories. Amaze your client with the NEW! Amarena Prismatic CrystaLac gel polish or the NEW! 3S33 3 STEP CrystaLac gel polish. Ultra feminine color, not only for divas!





FALL CRAZE –
TREND EFFECTS 2015 AUTUMN
Crystal Nails®



- Shiny Gold
- Dark Gold
- Bronze
In the photo.
- Shiny Silver
- Dark Silver




CASHMERE „TOUCH” – BEIGE COLORS FOR THE AUTUMN WEATHER!

The creamy beige colors come to life in the fall season. All of the shades are perfect choice, even on rainy days! It chases away the gloomy clouds and reminds you to the fluffy sweaters. You cheer up these soft, feminine „wool” shades with Marsala, the Color of the Year. Sun yellow or orange nail art looks amazing with them. New Cashmere colors in classic CrystaLac gel polish: 156 cashmere, 157 wool, 158 satin, 159 silk

- 156
Cashmere
- 157
Wool
- 158
Satin
In the photo.
- 159
Silk



FALL CRAZE –
TREND EFFECTS 2015 AUTUMN
Crystal Nails®



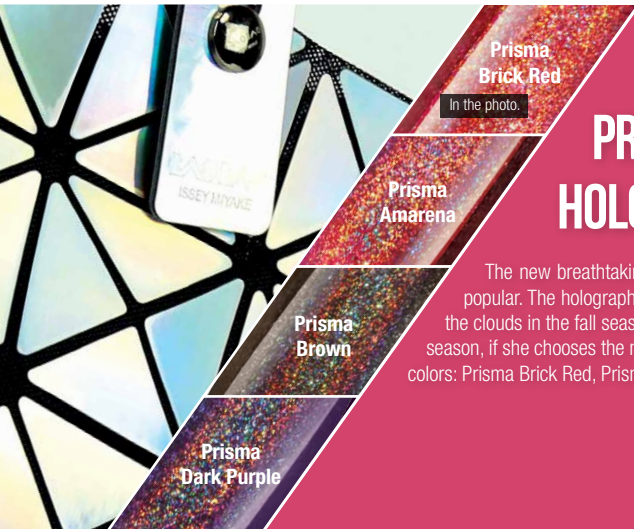
BAROQUE STYLE - ANTIQUE STYLE SPLENDOR

Everyone likes to shine! You cannot be mistaken if you prepare with gold, silver and bronze shades to the autumn/winter season. Clients love shine and glitters in the gloomy season. Create patterns and nail art by using the five metallic shades of the new Baroque Gel. Combine these baroque effect patterns with the new CN Nail Art Baroque Stickers. Success is guaranteed!

Baroque Gel colors: Shiny Gold, Dark Gold, Bronze, Shiny Silver, Dark Silver



FALL CRAZE –
TREND EFFECTS 2015 AUTUMN
Crystal Nails®



Prisma
Brick Red

In the photo.

Prisma
Amarena

Prisma
Brown

Prisma
Dark Purple

PRISMATIC EFFECT –THE PLAY OF HOLOGRAPHIC PRISM ON THE NAILS

The new breathtaking effect was launched in the summer and it became extremely popular. The holographic shine is very spectacular as the sun comes out from behind the clouds in the fall season as well! Every client can say goodbye to the gloom of the season, if she chooses the new Prismatic CrystalLac colors! New Prismatic CrystalLac colors: Prisma Brick Red, Prisma Amarena, Prisma Brown, Prisma Dark Purple.



FALL CRAZE – TREND EFFECTS 2015 AUTUMN

Crystal Nails®

“SCHOOL-FIT” NAILS FOR THE SCHOOL SEASON BY CRYSTAL NAILS

You must have clients, who are still studying and some of them might have problems with their teachers, who don't accept colorful nails or certain nail shapes. Maybe they are even against the simplest French nails. We have good news: your young clients don't have to leave the salon without well groomed nails! Gain inspiration below:



Nails by Szilvia Balázs, Zsuzsanna Kun and Alexandra Mész

Nerd

Colors:
F2 ONE STEP CrystaLac



Prim

Colors:
1S8 and 1S16 ONE STEP CrystaLac



Teachers favorite

Colors:
E7 and E11 ONE STEP Easy CrystaLac



Playful

Colors:
GL88 Classic (3 STEP) CrystaLac



Colorful personality

Colors:
GL125 and GL147 ONE STEP CrystaLac



Timid

Colors:
GL71 Classic (3 STEP) CrystaLac and
R6 Royal GEL



Beauty of the class

Colors:
GL117 Classic (3 STEP) CrystaLac



Funky

Colors:
Cover Pink powder and Mega White Film gel



BYE-BYE NEON, HELLO FRENCH: FALL RETURN OF THE FRENCH STYLE

After the summer festival season and neon fever, in the fall season you will face the following request more and more often: „I'd like to have French nails with some nail art...” Here are some Crystal Nails tips, what to offer for your clients!

Nails by
Skrábanekné Gulyás Emese and
Barbára Magyarosi



Classic French

As the temperature is declining and we can enjoy less sunshine, the neon nails will be changed to more decent nude nails or to the evergreen French style. If your client is not insisted on the white free edge, show her the new fall-winter color gel and Royal gel trend colors. You can be sure, she will love them.

Nail art tips:

You can apply any type of nail art, use the season favorite, cleansing free Royal gel colors or the new , dense painting Art Gel. Choose the Mega White Film Gel for thin vine patterns.

CoverPRO

It is very popular among those clients for whom solubility is the most important factor. We can create wonderful French nails very easily and fast with this regrowth free technique, which was brought from nail sculpting to gel polishing. As the color is mashed towards the root of the nail, the regrowth will not be seen.

Nail art tips:



Choose a nail art design, which does not affect the solubility: create patterns with NailArt CrystaLac gel polish or One Move flowers with ONE STEP CrystaLac gel polishes.

Baby Boomer

The Baby Boomer technique is becoming more and more popular, where the white free edge is mashed with the color of the nail bed. Your clients will love this moderate, natural style, which you can create with gel, acrylic powder, and CrystaLac gel polish as well.

Nail art tips:

Decorate it with Sugar effect technique or create decent 3D acrylic flowers. Only the sky is the limit!



Kiss Danelia, Miss World Hungary 2015



HOT RED CRYSTAL COLORS

IN ONE STEP CRYSTALAC, CLASSIC CRYSTALAC, ROYAL GEL, COLOR GEL, COLOR POWDER AND NAIL POLISH

Colors for your clients:

Classic
3 STEP) CrystalLac
GL2

3 STEP (Classic)
CrystalLac
3S26

ONE STEP
CrystalLac
31

ONE STEP
CrystalLac
1S17

ONE STEP Easy
CrystalLac
E2

Royal Gel
R15

Color gel
83

Color powder
96

Nail polish
62





HOT RED COLORS

★ ★ **BEST** of ★ ★
★ ★ *Crystal Nails* ★ ★

HYPERNOVA
Decoration gel

Wonderful shades in gel – only the sky is the limit!
In 10 fantastic colors **0.14 fl oz**

GALACTIC JOURNEY TO
THE UNIVERSE OF COLORS
SPECIAL PIGMENT MICAS –
CONTINUOUS COLOR CHANGING

DIFFERENT COLORS FROM DIFFERENT
ANGLES

DECORATION GEL

ONLY BY CRYSTAL NAILS!



Crystal Nails[®]



★ ★ **BEST** of ★ ★
★ ★ *Crystal Nails* ★ ★

Xtreme BUTTERFLY FORM

30pcs –
300pcs –

UNIQUE QUALITY –
STRONG ADHESION –
OPTIMAL ARCH

THE MOST POPULAR CRYSTAL FORM
FOR SALON WORK!

NAIL FORM OF THE NAILLYMPIC CHAMPION
MADE IN USA!

UNIQUE CRYSTAL NAILS DESIGN!



Crystal Nails[®]

★ **BEST** of ★
★ *Crystal Nails* ★

COLOR2COLOR KITS

IDENTICAL ONE STEP VAGY CLASSIC CRYSTALAC AND NAIL POLISH

HIT COLORS IN PAIRS: ONE STEP CRYSTALAC & NAIL POLISH
HIT COLORS IN PAIRS: CLASSIC CRYSTALAC & NAIL POLISH
PERFECT SOLUTION TO REMOVE REGROWTH OT POLISHING TOENAILS!

NEW COLOR PAIRS:

- OS35 - 24
- OS44 - 500
- GL55 - 32
- GL60 - 28



ONE STEP CRYSTALAC & NAIL POLISH

OS35 ONE STEP CrystalLac 24 Nail polish

OS44 ONE STEP CrystalLac 500 Nail polish

CLASSIC CRYSTALAC & NAIL POLISH

GL55 Classic CrystalLac 32 Nail polish

GL60 Classic CrystalLac 28 Nail polish



SALON HIT PRODUCTS 2015

★ **BEST** of ★
★ *Crystal Nails* ★

WEEKLY TOP COAT

7 DAYS OF DURABILITY!

0.27 fl oz -

RENEWED COMPONENTS!

INGREDIENTS - ACTIVATED BY DAYLIGHT, WITH HARDENER EFFECT

INVISIBLE SHIELD, FOR COLOR PROTECTION!

LONG LASTING SHINY COAT - YOUR FAVORITE NAIL POLISH REMAINS SHINY EVEN AFTER 7 DAYS DRIES QUICKLY



ens[®] EUROPEAN
NAIL SCHOOL

 *Crystal Nails*[®]

LEARN FROM THE BEST, FIND THE RIGHT COURSE FOR YOU!

www.e-nailschool.com

*GEL ENHANCEMENT
ACRYLIC ENHANCEMENT
& NAIL ART COURSES
ALL OVER THE US*

