

INSERVICE INSPECTION
SUMMARY REPORT

RF-2

May 9, 1991

Prepared by: R. H. Roberts 15-6-91
Engineer Date

P. T. Elkins 15-6-91
Project Engineer Date

Reviewed by: J. M. Quick 15-7-91
Project Specialist Date

Mirza Banif 5-8-91
Project Engineer Date

Steven R. Bell 15-8-91
Supervisor - ISI Date

Approved by: Jamiller 15/8/91
Manager - NSED Date

Concurrence: Sherry M. Manning 15-08-91
ANII Date

TABLE OF CONTENTS

<u>TITLE</u>	<u>SECTION</u>
APPROVALS	
TABLE OF CONTENTS	
INTRODUCTION AND SCOPE	1
NIS-1 CODE DATA REPORT	2
* ABSTRACT OF EXAMINATIONS	
* CONDITIONS NOTED AND CORRECTIVE MEASURES RECOMMENDED AND TAKEN	
LISTING OF EXAMINATION AND TEST PROCEDURES	3
LISTING OF EXAMINATION AND TESTING PERSONNEL	4
LISTING OF EQUIPMENT AND MATERIALS.....	5
REPAIR AND REPLACEMENT	6
* LISTING OF REPAIRS/REPLACEMENTS PERFORMED	
* NIS-2 DATA REPORTS	

SECTION 1

INTRODUCTION AND SCOPE

This Summary Report covers the Inservice Inspection performed at Clinton Power Station (CPS), between May 29, 1989 and March 9, 1991. During this Refueling Cycle, CPS experienced 4 planned outages and 10 forced outages. These outage were MO-1, MO-2, PO-3, and RF-2, for planned activities, and forced outages FO-4, FO-5, FO-6, FO-7, FO-8, FO-9, F-10, F-11, F-12, and F-13, for repair. All examinations, tests, and repairs and replacements, were performed in accordance with the CPS ISI Program Manual which complies with ASME Section XI, 1980 Edition through Winter 1981 Addenda.

During the first quarter of 1990 (February 12) CPS changed the Authorized Inspection contract from Lumbermens Mutual Casualty Company (Lumbermens) to Arkwright Mutual Insurance Company (Factory Mutual Systems). This change was necessitated by Lumbermens' withdrawal from the nuclear industry. The examinations, tests, and repairs and replacements were witnessed or verified by Authorized Nuclear Inservice Inspectors (ANII) D. Manning, W. Ruggles, and J. Wilson of Factory Mutual Systems; and, M. Macleod, G. Brouette, and K. Collins of Lumbermens.

In accordance with IWA-6220 the names and description of the components examined are listed on the NIS-1 Data Report and its attachments (see Section 2). Further component information is obtainable through the reference number, or equivalent number, for the specific item. The manufacturers' names for the components examined are also identified in Item 7 of the NIS-1 Data Report and their addresses are on file at CPS.

Documentation or records that support this Summary Report are included in the Inservice Examination Program Plan, implementing procedure, or records files identified in the specific sections of this report.

Scope

The scope of Inservice Inspection performed during this Refueling Cycle is summarized as follows:

- * Preservice Examinations - Preservice examinations were performed on bolting associated with main steam safety relief valves. In addition, an initial VT-3 examination of supports 1RH09015R, 1RT03002S, 1RT05003S, and 1RT05006S was performed as a result of plant modifications which are discussed in Section 6.
- * Scheduled Inservice Examinations - The NIS-1 Data Report (Section 2 of this report) provides the listing of all examinations completed during RF-2. Conditions noted during RF-2 and corrective measures taken are described in the NIS-1 Data Report.
- * Snubbers - At the end of RF-1, there were 856 snubbers in the CPS Technical Specification program. Thirty-three (33) class D snubbers were removed from the program since their failure would not affect the safety

SECTION 1

related systems. During RF-2, plant modifications M-F041, M-F045, and MS-F012 were implemented which removed seventy-eight (78) snubbers from the piping systems and replaced three (3) snubbers with higher capacity units. During RF-2, a representative sample of seventy-six (76) snubbers were functionally tested, and the results were acceptable. Also tested were twenty-five (25) of the twenty-seven snubbers which failed during RF-1 (The remaining two (2) were tested under plant modifications M-F041 and M-F045 and removed.) Of these twenty-five (25) snubbers, twenty-three (23) were acceptable and two (2) were unacceptable. As a result, seven (7) additional snubbers were tested.

- * Pressure Tests - ASME Code Class 1 Components - A system leakage test and VT-2 inspection of ASME Code Class 1 components was successfully performed prior to plant startup.

ASME Code Class 2 and 3 components - System Functional and Inservice tests and VT-2 inspections, as well as an alternate pressure test method, accepted by the Authorized Nuclear Inservice Inspector (ANII), in accordance with IWA-2240, were performed during this Inspection Period.

- * Erosion/Corrosion Inspections - Ultrasonic (UT) wall thickness measurements were taken at 27 locations in 3 systems during planned outage 3 (PO-3). These were all repeat inspections. All were analyzed and found acceptable. Six (6) locations were rescheduled for inspection during RF-2. In addition, during RF-2, UT wall thickness measurements were taken at 49 first time locations. All locations were analyzed and found acceptable.
- * Repairs and Replacements - No repairs or replacements were required as a result of scheduled examinations. During RF-2 extensive modifications to the instrument air system were performed. Also, snubbers were removed from various systems as a result of snubber reduction modifications. Repairs and replacements which resulted from routine maintenance or modification are detailed in Section 6 of this report.

FORM NIS-1 OWNER'S REPORT FOR INSERVICE INSPECTIONS
As Required by the Provisions of the ASME Code Rules

1. Owner Illinois Power Company, 500 South 27th St., Decatur, IL 62525
(Name and Address of Owner)
2. Plant Clinton Power Station, P. O. Box 678, Rt. 54 E., Clinton, IL 61727
(Name and Address of Plant)
3. Plant Unit 1 4. Owner Certificate of Authorization (if required) N/A
5. Commercial Service Date 4/24/87 6. National Board Number for Unit N/A
7. Components Inspected

Component or Appurtenance	Manufacturer or Installer	Manufacturer or Installer Serial No.	State Number	National Board No.
Reactor Vessel 1B13-D003	Chicago Bridge & Iron Co.	B5225	B240789	4442
Valve 1B21-F001	Rockwell International	BL028	N/A	N/A
Valve 1B21-F010B	Anchor/Darling Valve Co.	E6214-153-2	N/A	N/A
Valve 1B21-F016	Anchor/Darling Valve Co.	E6214-155-1	N/A	N/A
Valve 1B21-F022D	Atwood & Morrill Co.	4-562	N/A	N/A
Valve 1B21-F032B	Anchor/Darling Valve Co.	E-6214-157-2	N/A	N/A
Valve 1B21-F041G	G. Dikkers & Co.	160941	N/A	N/A
Valve 1B21-F047F	G. Dikkers & Co.	160791	N/A	N/A
Valve 1B21-F067A	Rockwell International	BL024	N/A	N/A
Valve 1B21-F067C	Rockwell International	BL027	N/A	N/A
Valve 1B21-F384	Anchor/Darling Valve Co.	E-6214-174-1	N/A	N/A

Note: Supplemental sheets in form of lists, sketches, or drawings may be used, provided (1) size is 8 1/2 in. x 11 in., (2) information in items 1 through 6 on this report is included on each sheet, and (3) each sheet is numbered and the number of sheets is recorded at the top of this Data Report.

FORM NIS-1 (Back)

8. Examination Dates 5/29/89 to 3/9/91 9. Inspection interval from 4/24/87 to 4/24/97

10. Abstract of Examinations. Include a list of examinations and a statement concerning status of work required for current interval.

See Attachment 1

11. Abstract of Conditions Noted.

See Attachment 2

12. Abstract of Corrective Measures Recommended and Taken

See Attachment 2

We certify that the statements made in this report are correct and the examinations and corrective measures taken conform to the rules of the ASME Code, Section XI.

Certificate of Authorization No. (if applicable) N/A Expiration Date N/A

Date MAY 9 19 91 signed Illinois Power Co. By Steven R. Bell
Owner

CERTIFICATE OF INSERVICE INSPECTION

I, the undersigned, holding a valid commission issued by the National Board of Boiler and Pressure Vessel Inspectors and the State or Province of Illinois and employed by * of Massachusetts have inspected the components described in this Owner's Report during the period 5/29/89 to 3/9/91, and state that to the best of my knowledge and belief, the Owner has performed examinations and taken corrective measures described in this Owner's Report in accordance with the inspection plan and as required by the ASME Code, Section XI.

By signing this certificate neither the inspector nor his employer makes any warranty, expressed or implied, concerning the examinations and corrective measures described in this Owner's Report. Furthermore, neither the inspector nor his employer shall be liable in any manner for any personal injury or property damage or a loss of any kind arising from or connected with this inspection.

Steven R. Bell Commissions IL-1558
Inspector's Signature National Board, State, Province, and Endorsements

Date 05-08- 19 91

* Arkwright Mutual Insurance (Factory Mutual Systems)

FORM NIS-1 OWNER'S REPORT FOR INSERVICE INSPECTIONS
As Required by the Provisions of the ASME Code Rules

1. Owner Illinois Power Company, 500 South 27th St., Decatur, IL 62525
 (Name and Address of Owner)
2. Plant Clinton Power Station, P. O. Box 678, Rt. 54 E., Clinton, IL 61727
 (Name and Address of Plant)
3. Plant Unit 1 4. Owner Certificate of Authorization (if required) N/A
5. Commercial Service Date 4/24/87 6. National Board Number for Unit N/A
7. Components Inspected

Component or Appurtenance	Manufacturer or Installer	Manufacturer or Installer Serial No.	State Number	National Board No.
Recirc Pump 1B33-C001A	Bingham Willamette Co.	14217101	N/A	NB-394
Valve 1B33-F023B	Anchor/Darling Valve Co.	E5834-1-2	N/A	N/A
Valve 1C41-F004A	Conax	69	N/A	N/A
Valve 1C41-F336	Anchor/Darling Valve Co.	E-6214-283-1	N/A	N/A
RHR HX 1E12-B001A	Joseph Oat Corp.	2318-A	U0143958	1052
Valve 1E12-F009	Anchor/Darling Valve Co.	E-6214-122-1	N/A	N/A
Valve 1E12-F023	Anchor/Darling Valve Co.	E-6214-10-1	N/A	N/A
Valve 1E21-F006	Anchor/Darling Valve Co.	E-6214-19-1	N/A	N/A
HPCS Pump 1E22-C001	Byron Jackson	731-S-1186	N/A	N/A
Valve 1E32-F001E	Yarway	B1370	N/A	N/A
Valve 1E51-F063	Anchor/Darling Valve Co.	E-6214-143-1	N/A	N/A

FORM NIS-1 OWNER'S REPORT FOR INSERVICE INSPECTIONS
As Required by the Provisions of the ASME Code Rule,

1. Owner Illinois Power Company, 500 South 27th St., Decatur, IL 62525
(Name and Address of Owner)
2. Plant Clinton Power Station, P. O. Box 678, Rt. 54 E., Clinton, IL 61727
(Name and Address of Plant)
3. Plant Unit 1 4. Owner Certificate of Authorization (if required) N/A
5. Commercial Service Date 4/24/87 6. National Board Number for Unit N/A
7. Components Inspected

Component or Appurtenance	Manufacturer or Installer	Manufacturer or Installer Serial No.	State Number	National Board No.
Piping Systems	Illinois Power Co.	See Note 1	N/A	N/A

Note 1: The piping components examined/tested are listed in attachment 1 and 2 of this NIS-1 Data Report.

FORM NIS-1 OWNER'S REPORT FOR INSERVICE INSPECTION

ATTACHMENT 1

- | | |
|--|--|
| 1. Owner: Illinois Power Company, 500 South 27th St., Decatur, IL 62525 | |
| 2. Plant: Clinton Power Station, P. O. Box 678, Rt. 54 E., Clinton, IL 61727 | |
| 3. Plant Unit: 1 | 4. Owner Certificate of Authorization: N/A |
| 5. Commercial Service Date: 4-24-87 | 6. National Board Number for Unit: N/A |

10. Abstract of Examinations:

Listing of Examinations:

Table 1 lists all scheduled examinations of components for RF-2. The results column in the table provides further explanation for these examinations. Those items which were examined that require no further evaluation are identified as acceptable. Some items were deferred to later outages for various reasons and the new examination schedule for these items is identified. Some items were substituted for other items and the substituted reference number is identified. These substituted items are listed in Table 2. Also listed in Table 2 are several piping welds/items added to RF-2 scope for various reasons and examined. Those items which required further evaluation are discussed in Attachment 2.

Table 3 lists all scheduled visual examinations of component supports, limited visual examinations of snubbers required by CPS Technical Specifications, and functional tests of snubbers. The results column in the table provides further explanation for these examinations/tests. Those items which were examined/tested that require no further evaluation are identified as acceptable. Some items were substituted for other items and the substituted support number is identified. These substituted items are listed in Table 4. Those snubbers which failed to meet the acceptance criteria are identified as unacceptable and are further discussed in Attachment 2.

Table 5 lists all scheduled pressure tests. The results column in the table provides further explanation for these tests.

Table 6 lists all scheduled erosion/corrosion examinations. The results column in the table provides further explanation for these examinations.

Table 7 lists all substituted and additional erosion/corrosion examinations. The results column in the table provides further explanation for these examinations.

Current Interval Status:

During the second refueling outage (RF-2), 20% of the examinations have been completed. At the end of RF-2, which is also the end of the first inspection period, 34% of the examinations have been completed in accordance with IWA-2400 (Inspection Program B) for the first ten year interval. Fourteen percent (14%) of this was accomplished during RF-1. The calculation of percentage complete includes all examinations from Subsections IWB, IWC, IWD and IWF. This calculation does not include system pressure tests or snubber functional tests which have specific requirements for completion during special inspection periods and refueling outages.

During the first refueling outage (RF-1), six items were identified as requiring further action. These items are identified as N7, N7-IRS, HEA-1, RHR-A-2, LPCS-2, and Reactor Pressure Vessel Flange Ligament Threads. These items were partially examined but a portion of the examination area was not completed. Two of these items (N7 Nozzle and N7-IRS inner radius) have been re-examined completely during RF-2. The remaining four (4) items are still pending further evaluation.

In this summary report (RF-2) there are two (2) items pending further evaluation. Therefore, currently there remains a total of six (6) items requiring further evaluation.

FORM NIS-1 OWNER'S REPORT FOR INSERVICE INSPECTION

ATTACHMENT 1

TABLE 1

- | | |
|--|--|
| 1. Owner: Illinois Power Company, 500 South 27th St., Decatur, IL 62525 | 4. Owner Certificate of Authorization: N/A |
| 2. Plant: Clinton Power Station, P. O. Box 678, Rt. 54 E., Clinton, IL 61727 | |
| 3. Plant Unit: 1 | 6. National Board Number for Unit: N/A |
| 5. Commercial Service Date: 4-24-87 | |

10. Abstract of Examinations: Listing of Scheduled Examinations

REFERENCE NUMBER	ITEM IDENTIFICATION	EXAM TYPE	CODE ITEM	CODE CATEGORY	CODE CLASS	RESULTS
000005	RPV-C1	MECH UT	B1.21	B-A	1	SUBST. BY REF NO 000200
000250	RPV-C5 (1/2)	UT	B1.30	B-A	1	ACCEPTABLE
000300	RPV-SK	MECH UT	B6.10	B-H	1	ACCEPTABLE
000350	RPV-V1A	MECH UT	B1.12	B-A	1	SUBST. BY REF NO 000750,000800
000400	RPV-V1B	MECH UT	B1.12	B-A	1	SUBST. BY REF NO 000850
004000	N4A-BORE	UT	N/A	N/A	1	ACCEPTABLE, SEE NOTE 1
004020	N4B-BORE	UT	N/A	N/A	1	ACCEPTABLE, SEE NOTE 1
004040	N4C-BORE	UT	N/A	N/A	1	ACCEPTABLE, SEE NOTE 1
004060	N4D-BORE	UT	N/A	N/A	1	ACCEPTABLE, SEE NOTE 1
001100	N1A	UT	B3.90	B-D	1	ACCEPTABLE
001200	N2A	MECH UT	B3.90	B-D	1	SUBST. BY REF NO 001450
001250	N2B	MECH UT	B3.90	B-D	1	SUBST. BY REF NO 001500
001300	N2C	MECH UT	B3.90	B-D	1	DEFERRED TO RF4
001650	N3A	MECH UT/UT	B3.90	B-D	1	ACCEPTABLE
001750	N3C	MECH UT/UT	B3.90	B-D	1	ACCEPTABLE
001850	N4A	MECH UT/UT	B3.90	B-D	1	ACCEPTABLE
002050	N5A	MECH UT	B3.90	B-D	1	ACCEPTABLE
002150	N6A	MECH UT	B3.90	B-D	1	SUBST. BY REF NO 002000
002250	N9A	UT	B3.90	B-D	1	ACCEPTABLE
002450	N1A-IRS	MECH UT/UT	B3.10	B-D	1	ACCEPTABLE
002550	N2A-IRS	MECH UT	B3.10	B-D	1	SUBST. BY REF NO 002800
002600	N2B-IRS	MECH UT	B3.10	B-D	1	SUBST. BY REF NO 002850
002650	N2C-IRS	MECH UT	B3.10	B-D	1	DEFERRED TO RF4
003050	N3A-IRS	MECH UT	B3.10	B-D	1	ACCEPTABLE
003150	N3C-IRS	MECH UT	B3.10	B-D	1	ACCEPTABLE

FORM NIS-1 OWNER'S REPORT FOR INSERVICE INSPECTION

ATTACHMENT 1

TABLE 1

- | | |
|--|--|
| 1. Owner: Illinois Power Company, 500 South 27th St., Decatur, IL 62525 | 4. Owner Certificate of Authorization: N/A |
| 2. Plant: Clinton Power Station, P. O. Box 678, Rt. 54 E., Clinton, IL 61727 | |
| 3. Plant Unit: 1 | 6. National Board Number for Unit: N/A |
| 5. Commercial Service Date: 4-24-87 | |

10. Abstract of Examinations: Listing of Scheduled Examinations

REFERENCE NUMBER	ITEM IDENTIFICATION	EXAM TYPE	CODE ITEM	CODE CATEGORY	CODE CLASS	RESULTS
003250	N4A-IRS	MECH UT	B3.10	B-D	1	ACCEPTABLE
003450	N5A-IRS	MECH UT	B3.10	B-D	1	ACCEPTABLE
003550	N6A-IRS	MECH UT	B3.10	B-D		SUBST. BY REF NO 003400
003650	N9A-IRS	UT	B3.10	B-D	1	ACCEPTABLE
004300	N1A-W-1	PT/UT	B5.10	B-F	1	ACCEPTABLE
004350	N1B-W-1	PT/UT/MECH UT	B5.10	B-F	1	ACCEPTABLE
004400	N2A-W-1	PT/MECH UT	B5.10	B-F	1	ACCEPTABLE
004420	N2A-W-2	PT/UT	B9.11	B-J	1	ACCEPTABLE
004440	N2B-W-1	PT/MECH UT	B5.10	B-F	1	ACCEPTABLE
004460	N2B-W-2	PT/UT	B9.11	B-J	1	ACCEPTABLE
004480	N2C-W-1	PT/MECH UT	B5.10	B-F	1	ACCEPTABLE
004500	N2C-W-2	PT/UT	B9.11	B-J	1	ACCEPTABLE
004520	N2D-W-1	PT/MECH UT	B5.10	B-F	1	ACCEPTABLE
004560	N2E-W-1	PT/MECH UT	B5.10	B-F	1	ACCEPTABLE
004600	N2F-W-1	PT/MECH UT	B5.10	B-F	1	ACCEPTABLE
004640	N2G-W-1	PT/MECH UT	B5.10	B-F	1	ACCEPTABLE
004680	N2H-W-1	PT/MECH UT	B5.10	B-F	1	ACCEPTABLE
004720	N2J-W-1	PT/MECH UT	B5.10	B-F	1	ACCEPTABLE
004760	N2K-W-1	PT/MECH UT	B5.10	B-F	1	ACCEPTABLE
004800	N3A-W-1	MT/MECH UT	B9.11	B-J	1	ACCEPTABLE
004840	N3C-W-1	MT/MECH UT	B9.11	B-J	1	ACCEPTABLE
004900	N4A-W-1	PT/MECH UT	B5.10	B-F	1	ACCEPTABLE
004940	N4B-W-1	PT/MECH UT	B5.10	B-F	1	ACCEPTABLE
004980	N4C-W-1	PT/MECH UT	B5.10	B-F	1	ACCEPTABLE
005025	N4D-W-1	PT/MECH UT	B5.10	B-F	1	ACCEPTABLE

FORM NIS-1 OWNER'S REPORT FOR INSERVICE INSPECTION

ATTACHMENT 1

TABLE 1

- | | |
|--|--|
| 1. Owner: Illinois Power Company, 500 South 27th St., Decatur, IL 62525 | 4. Owner Certificate of Authorization: N/A |
| 2. Address: Clinton Power Station, P. O. Box 678, Rt. 54 E., Clinton, IL 61127 | 5. National Board Number for Unit: N/A |
| 3. Plant Unit: 1 | |
| 6. Commercial Service Date: 4-24-87 | |

10. Abstract of Examinations: Listing of Scheduled Examinations

REFERENCE NUMBER	ITEM IDENTIFICATION	EXAM TYPE	CODE ITEM	CODE CATEGORY	CODE CLASS	RESULTS
005100	N5A-W-1	PT/MECH UT	B5.10	B-F	1	ACCEPTABLE
005120	N5A-W-2	PT/MECH UT	B5.10	B-F	1	ACCEPTABLE
005140	N5B-W-1	PT/MECH UT	B5.10	B-F	1	ACCEPTABLE
005160	N5B-W-2	PT/MECH UT	B5.10	B-F	1	ACCEPTABLE
005300	N6A-W-1	PT/MECH UT	B5.10	B-F	1	ACCEPTABLE
005320	N6A-W-2	PT/MECH UT	B5.10	B-F	1	ACCEPTABLE
005340	N6B-W-1	PT/MECH UT	B5.10	B-F	1	ACCEPTABLE
005360	N6B-W-2	PT/MECH UT	B5.10	B-F	1	ACCEPTABLE
005365	N6C-W-1	PT/MECH UT	B5.10	B-F	1	ACCEPTABLE
005370	N6C-W-2	PT/MECH UT	B5.10	B-F	1	ACCEPTABLE
005500	N9A-W-1	PT/UT	B5.10	B-F	1	ACCEPTABLE
005501	N9A-W-2	PT/UT	B5.10	B-F	1	ACCEPTABLE
005520	N9B-W-1	PT/UT	B5.10	B-F	1	ACCEPTABLE
007500	CLOSURE STUDS (22)	UT	B6.30	B-G-1	1	ACCEPTABLE
008249	STEAM DRYER (TOP 1/2)	VT-3	N/A	N/A	1	ACCEPTABLE
008250	STEAM DRYER (BOTTOM 1/2)	VT-3	N/A	N/A	1	SEE ATTACHMENT 2
008251	STEAM SEPARATOR (1/2)	VT-3	N/A	N/A	1	SEE ATTACHMENT 2
009000	CH-C-1	UT	B1.21	B-A	1	ACCEPTABLE
009050	CH-C-2 (1/3)	MT/UT	B1.40	E-A	1	ACCEPTABLE
009450	N7	UT	B3.90	B-D	1	ACCEPTABLE
009600	N7-IRS	UT	B3.10	B-D	1	ACCEPTABLE
009820	1FB	VT-1	B7.10	B-G-2	1	ACCEPTABLE
111000	1-FW-1-5	MT/UT	B9.11	B-J	1	ACCEPTABLE
111820	1-FW-1-5-2	MT/UT	B9.11	B-J	1	ACCEPTABLE
111960	1-FW-1-9	MT/UT	B9.11	B-J	1	ACCEPTABLE

FORM NIS-1 OWNER'S REPORT FOR INSERVICE INSPECTION

ATTACHMENT 1

TABLE 1

- | | |
|--|--|
| 1. Owner: Illinois Power Company, 500 South 27th St., Decatur, IL 62525 | 4. Owner Certificate of Authorization: N/A |
| 2. Plant: Clinton Power Station, P. O. Box 678, Rt. 54 E., Clinton, IL 61727 | |
| 3. Plant Unit: 1 | 6. National Board Number for Unit: N/A |
| 5. Commercial Service Date: 4-24-87 | |

10. Abstract of Examinations: Listing of Scheduled Examinations

REFERENCE NUMBER	ITEM IDENTIFICATION	EXAM TYPE	CODE ITEM	CODE CATEGORY	CODE CLASS	RESULTS
13800	1-FW-1-1-2	MT/UT	B9.11	B-J	1	ACCEPTABLE
14640	1-FW-2-1-3	MT/UT	B9.11	B-J	1	ACCEPTABLE
51000	1-HP-5-1	MT/UT	B9.11	B-J	1	ACCEPTABLE
1040	1-HP-5-2	MT/UT	B9.11	B-J	1	ACCEPTABLE
1260	1-HP-5-5-2	MT/UT	B9.11	B-J	1	ACCEPTABLE
1280	1-HP-5-6	MT/UT	B9.11	B-J	1	ACCEPTABLE
1320	1-HP-5-7A	MT/UT	B10.10	B-K-1	1	ACCEPTABLE
1380	1-HP-5-7-2Q1	MT/UT	B9.11	B-J	1	ACCEPTABLE
151400	1-HP-5-7-3Q2	MT/UT	B9.11	B-J	1	ACCEPTABLE
151480	1-HP-5-10	MT/UT	B9.11	B-J	1	ACCEPTABLE
152020	1-HP-5-14	PT/UT	B9.11	B-J	1	ACCEPTABLE
141220	1-LP-1-5	MT/UT	B9.11	B-J	1	ACCEPTABLE
141240	1-LP-1-5-2	MT/UT	B9.11	B-J	1	ACCEPTABLE
141300	1-LP-1-7A	MT/UT	B10.10	B-K-1	1	ACCEPTABLE
141320	1-LP-1-7	MT/UT	B9.11	B-J	1	ACCEPTABLE
141380	1-LP-1-7-2	MT/UT	B9.11	B-J	1	ACCEPTABLE
141460	1-LP-1-10	MT/UT	B9.11	B-J	1	ACCEPTABLE
141480	1-LP-1-11	MT/UT	B9.11	B-J	1	ACCEPTABLE
141521	3/4" TAP ADJACENT TO 1-LP-1-9-3	MT/UT	N/A	N/A	1	ACCEPTABLE
141540	1-LP-1-9-4	MT/UT	B9.11	B-J	1	ACCEPTABLE
100000	1-MS-A-1	MT/UT	B9.11	B-J	1	ACCEPTABLE
102300	1-MS-B-11	MT	B10.10	B-K-1	1	ACCEPTABLE
102820	1-MS-BSB-1-FB	VT-1	B7.50	B-G-2	1	ACCEPTABLE
104520	1-MS-C-10	MT/UT	B9.11	B-J	1	ACCEPTABLE
105220	1-MS-CSC-1-FB	VT-1	B7.50	B-G-2	1	ACCEPTABLE

FORM NIS-1 OWNER'S REPORT FOR INSERVICE INSPECTION

ATTACHMENT 1

TABLE 1

- | | |
|--|--|
| 1. Owner: Illinois Power Company, 500 South 27th St., Decatur, IL 62525 | 4. Owner Certificate of Authorization: N/A |
| 2. Plant: Clinton Power Station, P. O. Box 678, Rt. 54 E., Clinton, IL 61727 | |
| 3. Plant Unit: 1 | 6. National Board Number for Unit: N/A |
| 5. Commercial Service Date: 4-24-87 | |

10. Abstract of Examinations: Listing of Scheduled Examinations

REFERENCE NUMBER	ITEM IDENTIFICATION	EXAM TYPE	CODE ITEM	CODE CATEGORY	CODE CLASS	RESULTS
106060	1-MS-D-2	MT/UT	B9.11	B-J	1	ACCEPTABLE
106080	1-MS-D-2-LD1	MT/UT	B9.12	B-J	1	ACCEPTABLE
106100	1-MS-D-2-LD0	MT/UT	B9.12	B-J	1	ACCEPTABLE
106620	1-MS-D-7	MT/UT	B9.11	B-J	1	ACCEPTABLE
106640	1-MS-D-7-LD1	MT/UT	B9.12	B-J	1	ACCEPTABLE
106660	1-MS-D-7-LD0	MT/UT	B9.12	B-J	1	ACCEPTABLE
106760	1-MS-D-9	MT/UT	B9.11	B-J	1	ACCEPTABLE
107400	1-MS-DSC-1	MT/UT	B9.11	B-J	1	ACCEPTABLE
107420	1-MS-DSC-1-FB	VT-1	B7.50	B-G-2	1	ACCEPTABLE
161000	1-RH-18-1A	MT/UT	B9.11	B-J	1	ACCEPTABLE
161020	1-RH-18-1B	MT/UT	B10.10	B-K-1	1	ACCEPTABLE
161060	1-RH-18-1-2	MT/UT	B9.11	B-J	1	ACCEPTABLE
161161	3/4" TAP ADJACENT TO 1-RH-18-2-2Q1	PT/UT	N/A	N/A	1	ACCEPTABLE
161180	1-RH-18-4Q1	MT/UT	B9.11	B-J	1	ACCEPTABLE
161200	1-RH-18-5Q1	MT/UT	B9.11	B-J	1	ACCEPTABLE
161900	1-RH-23-3B	MT/UT	B10.10	B-K-1	1	ACCEPTABLE
161980	1-RH-23-3-2	MT/UT	B9.11	B-J	1	ACCEPTABLE
162020	1-RH-23-5	MT/UT	B9.11	B-J	1	ACCEPTABLE
162040	1-RH-23-6	MT/UT	B9.11	B-J	1	ACCEPTABLE
162179	3/4" TAP ADJACENT TO 1-RH-23-6-3	PT/UT	N/A	N/A	1	ACCEPTABLE
162620	1-RH-18-7	MT/UT	B9.11	B-J	1	ACCEPTABLE
163580	1-RH-12-5-3	MT/UT	B9.11	B-J	1	ACCEPTABLE
163680	1-RH-12-6-4	MT/UT	B9.11	B-J	1	ACCEPTABLE
163880	1-RH-12-7-4	MT/UT	B9.11	B-J	1	ACCEPTABLE
163930	1-RH-12-8-7	MT/UT	B9.11	B-J	1	ACCEPTABLE

FORM NIS-1 OWNER'S REPORT FOR INSERVICE INSPECTION

ATTACHMENT 1

TABLE 1

- | | |
|--|--|
| 1. Owner: Illinois Power Company, 500 South 27th St., Decatur, IL 62525 | 4. Owner Certificate of Authorization: N/A |
| 2. Plant: Clinton Power Station, P. O. Box 678, Rt. 54 E., Clinton, IL 61727 | |
| 3. Plant Unit: 1 | 6. National Board Number for Unit: N/A |
| 5. Commercial Service Date: 4-24-87 | |

10. Abstract of Examinations: Listing of Scheduled Examinations

REFERENCE NUMBER	ITEM IDENTIFICATION	EXAM TYPE	CODE ITEM	CODE CATEGORY	CODE CLASS	RESULTS
163970	1-RH-12-8-6	MT/UT	89.11	B-J	1	ACCEPTABLE
164000	1-RH-12-19	MT/UT	B10.10	B-K-1	1	ACCEPTABLE
164020	1-RH-12-9-2	MT/UT	89.11	B-J	1	ACCEPTABLE
164080	1-RH-12-10-3	MT/UT	89.11	B-J	1	ACCEPTABLE
164180	1-RH-12-12	MT/UT	89.11	B-J	1	ACCEPTABLE
164200	1-RH-12-13A	MT/UT	89.11	B-J	1	ACCEPTABLE
164500	1-RH-12-13-2	MT/UT	89.11	B-J	1	ACCEPTABLE
165100	1-RH-20-2	MT/UT	89.11	B-J	1	ACCEPTABLE
165140	1-RH-20-1-4	MT	B10.10	B-K-1	1	ACCEPTABLE
165160	1-RH-20-1	MT/UT	89.11	B-J	1	ACCEPTABLE
180200	1-RI-13-6-5Q3	PT/UT	89.11	B-J	1	ACCEPTABLE
180380	1-RI-13-11Q1	MT/UT	89.11	B-J	1	ACCEPTABLE
180460	1-RI-14-101	MT/UT	89.11	B-J	1	ACCEPTABLE
180720	1-RI-14-2-3	MT/UT	89.11	B-J	1	ACCEPTABLE
180820	1-RI-14-3-3	MT/UT	89.11	B-J	1	ACCEPTABLE
181000	1-RI-14-9	MT/UT	89.11	B-J	1	ACCEPTABLE
181140	1-RI-14-6-4	MT/UT	89.11	B-J	1	ACCEPTABLE
181180	1-RI-14-7-2	MT/UT	89.11	B-J	1	ACCEPTABLE
181240	1-RI-14-7-5	PT/UT	89.11	B-J	1	ACCEPTABLE
181280	1-RI-14-7Q1	PT/UT	89.11	B-J	1	ACCEPTABLE
181320	1-RI-14-9W1	PT/UT	89.11	B-J	1	ACCEPTABLE
181580	1-RI-1-1-2	MT/UT	89.11	B-J	1	ACCEPTABLE
181680	1-RI-1-2-2	MT/UT	89.11	B-J	1	ACCEPTABLE
181700	1-RI-1-7	MT/UT	89.11	B-J	1	ACCEPTABLE
182040	1-RI-13-1-3	MT/UT	89.11	B-J	1	ACCEPTABLE

FORM NIS-1 OWNER'S REPORT FOR INSERVICE INSPECTION

ATTACHMENT 1

TABLE 1

- | | |
|--|--|
| 1. Owner: Illinois Power Company, 500 South 27th St., Decatur, IL 62525 | 4. Owner Certificate of Authorization: N/A |
| 2. Plant: Clinton Power Station, P. O. Box 678, Rt. 54 E., Clinton, IL 61727 | |
| 3. Plant Unit: 1 | 6. National Board Number for Unit: N/A |
| 5. Commercial Service Date: 4-24-87 | |

10. Abstract of Examinations: Listing of Scheduled Examinations

REFERENCE NUMBER	ITEM IDENTIFICATION	EXAM TYPE	CODE ITEM	CODE CATEGORY	CODE CLASS	RESULTS
182100	1-RI-13-2-2	PT/UT	89.11	B-J	1	SUBST. BY REF. NO. 182080
182140	1-RI-AB0111A	MT	810.10	B-K-1	1	ACCEPTABLE
182220	1-RI-13-3-3	PT/UT	89.11	B-J	1	ACCEPTABLE
182320	1-RI-13-4-303	PT/UT	89.11	B-J	1	ACCEPTABLE
182360	1-RI-1-502	PT/UT	89.11	B-J	1	ACCEPTABLE
134700	1-RR-A-1	PT/UT	89.11	B-J	1	DEFERRED TO RF4
134720	1-RR-A-1-LD	PT/UT	89.12	B-J	1	DEFERRED TO RF4
130600	1-RR-AA-4-LU	PT/UT	89.12	B-J	1	ACCEPTABLE
130620	1-RR-AA-4	PT/MECH UT	89.11	B-J	1	ACCEPTABLE
132000	1-RR-AE-4-LU	PT/UT	89.12	B-J	1	SUBST. BY REF NO 131000
132020	1-RR-AE-4	PT/UT	89.11	B-J	1	SUBST. BY REF NO 131020
130000	1-RR-AM-1	PT/UT	89.11	B-J	1	ACCEPTABLE
130020	1-RR-AM-1-LD	PT/UT	89.12	B-J	1	ACCEPTABLE
130100	1-RR-AM-1/AA	PT/UT	89.31	B-J	1	ACCEPTABLE
136800	1-RR-B-4-LU	PT/UT	89.12	B-J	1	ACCEPTABLE
136820	1-RR-B-4	PT/UT	89.11	B-J	1	ACCEPTABLE
136840	1-RR-B-4-LD	PT/UT	89.12	B-J	1	ACCEPTABLE
137240	1-RR-B-9/CRW	PT/UT	89.31	B-J	1	SUBST. BY REF NO 137460
138420	1-RR-B-DRW-2	PT/UT	89.11	B-J	1	ACCEPTABLE
133300	1-RR-BG-4-LU	PT/UT	89.12	B-J	1	SUBST. BY REF NO 131320
133320	1-RR-BG-4	PT/UT	89.11	B-J	1	SUBST. BY REF NO 131340
134500	1-RR-BK-4-LU	PT/UT	89.12	B-J	1	ACCEPTABLE
134520	1-RR-BK-4	PT/MECH UT	89.11	B-J	1	ACCEPTABLE
172160	1-RT-34-2	MT/UT	89.11	B-J	1	ACCEPTABLE
172280	1-RT-33-2-6	MT/UT	89.11	B-J	1	ACCEPTABLE

FORM NIS-1 OWNER'S REPORT FOR INSERVICE INSPECTION

ATTACHMENT 1

TABLE 1

1. Owner: Illinois Power Company, 500 South 27th St., Decatur, IL 62525	4. Owner Certificate of Authorization: N/A
2. Plant: Clinton Power Station, P. O. Box 678, Rt. 54 E., Clinton, IL 61727	
3. Plant Unit: 1	6. National Board Number for Unit: N/A
5. Commercial Service Date: 4-24-87	

10. Abstract of Examinations: Listing of Scheduled Examinations

REFERENCE NUMBER	ITEM IDENTIFICATION	EXAM TYPE	CODE ITEM	CODE CATEGORY	CODE CLASS	RESULTS
173450	1-RT-36-1C	PT/UT	B9.11	B-J	1	ACCEPTABLE
200100	CASING STUDS; NOS. 1 THRU 16	UT	B6.18	B-G-1	1	ACCEPTABLE
200120	CASING NUTS	VT-1	B6.20	B-G-1	1	ACCEPTABLE
230005	1B21-F001	VT-1	B7.70	B-G-2	1	ACCEPTABLE
230015	1B21-F005	VT-1	B7.70	B-G-2	1	DEFERRED TO RF4
230020	1B21-F010B	VT-1	B7.70	B-G-2	1	ACCEPTABLE
230065	1B21-F016	VT-1	B7.70	B-G-2	1	ACCEPTABLE
230140	1B21-F022D	VT-1	B7.70	B-G-2	1	ACCEPTABLE
230260	1B21-F032B	VT-1	B7.70	B-G-2	1	ACCEPTABLE
230380	1B21-F041G	VT-1	B7.70	B-G-2	1	ACCEPTABLE
230500	1B21-F047F	VT-1	B7.70	B-G-2	1	ACCEPTABLE
230582	1B21-F067A	VT-1	B7.70	B-G-2	1	ACCEPTABLE
230586	1B21-F067C	VT-1	B7.70	B-G-2	1	ACCEPTABLE
230590	1B21-F384	VT-1	B7.70	B-G-2	1	ACCEPTABLE
230620	1B33-F023B	VT-1	B7.70	B-G-2	1	ACCEPTABLE
230622	1B33-F029	VT-1	B7.70	B-G-2	1	DEFERRED TO RF6
230628	1B33-F051B	VT-1	B7.70	B-G-2	1	DEFERRED TO RF4
230702	1C41-F004A	VT-1	B7.70	B-G-2	1	ACCEPTABLE
230714	1C41-F336	VT-1	B7.70	B-G-2	1	ACCEPTABLE
230740	1E12-F009	VT-1	B7.70	B-G-2	1	ACCEPTABLE
230770	1E12-F023	VT-1	B7.70	B-G-2	1	ACCEPTABLE
230860	1E12-F041B	VT-1	B7.70	B-G-2	1	ACCEPTABLE
230980	1E21-F006	VT-1	B7.70	B-G-2	1	ACCEPTABLE
231064	1E32-F001E	VT-1	B7.70	B-G-2	1	ACCEPTABLE
231100	1E51-F063	VT-1	B7.70	B-G-2	1	ACCEPTABLE

FORM NIS-1 OWNER'S REPORT FOR INSERVICE INSPECTION

ATTACHMENT 1

TABLE 1

1. Owner: Illinois Power Company, 500 South 27th St., Decatur, IL 62525	
2. Plant: Clinton Power Station, P. O. Box 678, Rt. 54 E., Clinton, IL 61727	
3. Plant Unit: 1	4. Owner Certificate of Authorization: N/A
5. Commercial Service Date: 4-24-87	6. National Board Number for Unit: N/A

10. Abstract of Examinations: Listing of Scheduled Examinations

REFERENCE NUMBER	ITEM IDENTIFICATION	EXAM TYPE	CODE ITEM	CODE CATEGORY	CODE CLASS	RESULTS
400050	HEA-2	UT	C1.10	C-A	2	ACCEPTABLE
560460	1-HP-1-B-3	MT/UT	C5.21	C-F	2	ACCEPTABLE
550320	1-LP-2-11	MT	C5.11	C-F	2	ACCEPTABLE
500340	1-MS-37-1	MT/UT	C5.21	C-F	2	ACCEPTABLE
570700	1-RH-8-18-8	MT/UT	C5.11	C-F	2	ACCEPTABLE
572730	1-RH-13-10-2	MT	C5.11	C-F	2	ACCEPTABLE
574060	1-RH-14-5-6	MT/UT	C5.11	C-F	2	DEFERRED TO RFA
576720	1-RH-17-11	MT	C5.11	C-F	2	ACCEPTABLE
576780	1-RH-17-11-2	MT	C5.11	C-F	2	ACCEPTABLE
576800	1-RH-17-13Q1	MT	C5.11	C-F	2	ACCEPTABLE
576920	1-RH-17-13-6	MT	C5.11	C-F	2	ACCEPTABLE
577940	1-RH-21-5A	MT	C5.11	C-F	2	ACCEPTABLE
577300	1-RH-26-7-10	MT	C5.11	C-F	2	ACCEPTABLE
579400	1-RH-9-11-11	MT	C5.11	C-F	2	ACCEPTABLE
579560	1-RH-9-21	MT	C3.20	C-C	2	ACCEPTABLE
579900	1-RH-11-3-2	MT	C5.11	C-F	2	ACCEPTABLE
581180	1-RH-8-16-3	MT	C5.11	C-F	2	ACCEPTABLE
583740	1-RH-13-19	MT/UT	C5.11	C-F	2	ACCEPTABLE
595720	1-RH-27-11	MT	C3.20	C-C	2	ACCEPTABLE
595740	1-RH-27-7	MT/UT	C5.21	C-F	2	ACCEPTABLE
599800	1RH-17-11-3	MT	N/A	N/A	2	ACCEPTABLE
599804	1RH-766-7	MT	N/A	N/A	2	ACCEPTABLE
596380	1RH020185-WA	MT	C3.20	C-C	2	ACCEPTABLE
596400	1-RH-16-1-4	MT/UT	C5.11	C-F	2	ACCEPTABLE
596420	1-RH-16-2	MT	C5.11	C-F	2	ACCEPTABLE

FORM NIS-1 OWNER'S REPORT FOR INSERVICE INSPECTION

ATTACHMENT 1

TABLE 1

- | | |
|--|--|
| 1. Owner: Illinois Power Company, 500 South 27th St., Decatur, IL 62525 | 4. Owner Certificate of Authorization: N/A |
| 2. Plant: Clinton Power Station, P. O. Box 678, Rt. 54 E., Clinton, IL 61727 | |
| 3. Plant Unit: 1 | 6. National Board Number for Unit: N/A |
| 5. Commercial Service Date: 4-24-87 | |

10. Abstract of Examinations: Listing of Scheduled Examinations

REFERENCE NUMBER	ITEM IDENTIFICATION	EXAM TYPE	CODE ITEM	CODE CATEGORY	CODE CLASS	RESULTS
596480	1-RH-16-2BQ1	MT	CS.11	C-F	2	ACCEPTABLE
596620	1-RH-16-3-2	MT	CS.11	C-F	2	ACCEPTABLE
596780	1-RH-16-9	MT	CS.11	C-F	2	ACCEPTABLE
596940	1-RH-16-11	MT	CS.11	C-F	2	ACCEPTABLE
597060	1-RH-16-10-2	MT	CS.11	C-F	2	SEE NOTE 2
597140	1-RH-16-10-5	MT	CS.11	C-F	2	ACCEPTABLE
597260	1-RH-16-14	MT	CS.11	C-F	2	ACCEPTABLE
597600	1-RH-21-8	MT	CS.11	C-F	2	ACCEPTABLE
597700	1-RH-21-7-5	MT	CS.11	C-F	2	ACCEPTABLE
597800	1-RH-21-8-7	MT	CS.11	C-F	2	ACCEPTABLE
597880	1-RH-21-10-2	MT	CS.11	C-F	2	ACCEPTABLE
597900	1-RH-21-10-3	MT	CS.11	C-F	2	ACCEPTABLE
597980	1-RH-21-11-2	MT	CS.11	C-F	2	ACCEPTABLE
598060	1-RH-21-11-5	MT	CS.11	C-F	2	ACCEPTABLE
598120	1-RH-21-15	MT	CS.11	C-F	2	ACCEPTABLE
598160	1-RH-30-1-3	MT	CS.11	C-F	2	ACCEPTABLE
598580	1-RH-21-6-2	MT/UT	CS.21	C-F	2	ACCEPTABLE
598900	1-RH-16-3-4	MT	CS.11	C-F	2	ACCEPTABLE
598980	1-RH-16-4-4	MT	CS.11	C-F	2	ACCEPTABLE
599320	1-RH-21-9-4	MT	CS.11	C-F	2	SUBST. BY REF NO 599340
599400	1-RH-21-9A-7	MT	CS.11	C-F	2	SUBST. BY REF NO 599380
599807	1RH-16-5Z-5	MT	N/A	N/A	2	ACCEPTABLE
599814	1RH-21-9A-10	MT	N/A	N/A	2	ACCEPTABLE
599816	1RH-16-5-E	PT	N/A	N/A	2	ACCEPTABLE
599819	1RH-790-3ZA-8	PT	N/A	N/A	2	ACCEPTABLE

FORM NIS-1 OWNER'S REPORT FOR INSERVICE INSPECTION

ATTACHMENT 1

TABLE 1

- | | |
|--|--|
| 1. Owner: Illinois Power Company, 500 South 27th St., Decatur, IL 62525 | |
| 2. Plant: Clinton Power Station, P. O. Box 678, Rt. 54 E., Clinton, IL 61727 | |
| 3. Plant Unit: 1 | 4. Owner Certificate of Authorization: N/A |
| 5. Commercial Service Date: 4-24-87 | 6. National Board Number for Unit: N/A |

10. Abstract of Examinations: Listing of Scheduled Examinations

REFERENCE NUMBER	ITEM IDENTIFICATION	EXAM TYPE	CODE ITEM	CODE CATEGORY	CODE CLASS	RESULTS
599825	1RH-790-4ZAZ-12Q1	PT	N/A	N/A	2	ACCEPTABLE
599829	1RH-790-2Q1	PT	N/A	N/A	2	ACCEPTABLE
599833	1RH-790-8	PT	N/A	N/A	2	ACCEPTABLE
599836	1RH-790-5	PT	N/A	N/A	2	ACCEPTABLE
599839	1RH-790-5A	PT	N/A	N/A	2	ACCEPTABLE
599844	1RH-790-1A-19	PT	N/A	N/A	2	ACCEPTABLE
599848	1RH-790-1ZA-1Q1	PT	N/A	N/A	2	ACCEPTABLE
599850	1RH-790-6Q1	PT	N/A	N/A	2	ACCEPTABLE
599853	1RH-790-6A-18	PT	N/A	N/A	2	ACCEPTABLE
610060	1-R1-8-1-4	MT/UT	C5.21	C-F	2	ACCEPTABLE
610480	1-R1-9-1-2Q1	MT/UT	C5.21	C-F	2	ACCEPTABLE
611640	1-R1-3-1A-5	MT	C5.11	C-F	2	SUBST. BY REF NO 611660
613560	1-R1-2-4-8	MT/UT	C5.21	C-F	2	ACCEPTABLE
614280	1-SD-270-27	MT/UT	C5.21	C-F	2	ACCEPTABLE
614000	1-SD-90-1	MT/UT	C5.21	C-F	2	ACCEPTABLE
614050	1-SD-90-6	MT/UT	C5.21	C-F	2	ACCEPTABLE
614170	1-SD-90-18	MT/UT	C5.21	C-F	2	ACCEPTABLE
802520	HPCS-2(HPCS PUMP)	MT	C6.10	C-G	2	SEE NOTE 3

FORM NIS-1 OWNER'S REPORT FOR INSERVICE INSPECTION

ATTACHMENT 1

TABLE 1 NOTES

- | | |
|--|--|
| 1. Owner: Illinois Power Company, 500 South 27th St., Decatur, IL 62525 | |
| 2. Plant: Clinton Power Station, P. O. Box 678, Rt. 54 E., Clinton, IL 61727 | |
| 3. Plant Unit: 1 | 4. Owner Certificate of Authorization: N/A |
| 5. Commercial Service Date: 4-24-87 | 6. National Board Number for Unit: N/A |

10. Abstract of Examinations: Listing of Scheduled Examinations

Note 1:

N4A-BORE, N4B-BORE, N4C-BORE and N4D-BORE (Reference Numbers 004000, 004020, 004040 and 004060 respectively) - These four (4) feedwater nozzles are identified as requiring NUREG-0619 UT examination every two (2) refueling outages. Each of these items consists of nozzle inner-radius and nozzle to safe-end weld. Nozzle inner-radius is also required to be examined every 10 years per ASME Section XI. Nozzle to safe-end weld is required to be examined every 10 years per Section XI and every two (2) refueling outages per Generic Letter 88-01. For each feedwater nozzle Illinois Power's 10 year schedule lists the following examinations:

- 1) N4A-BORE, N4B-BORE, N4C-BORE and N4D-BORE (Reference Numbers 004000, 004020, 004040 and 004060 respectively) (NUREG-0619 requirements).
- 2) N4A-IR, N4B-IRS, N4C-IRS and N4D-IRS (Reference Numbers 003250, 003300, 003350 and 003400 respectively) (ASME Section XI requirements).
- 3) N4A-W-1, N4B-W-1, N4C-W-1 and N4D-W-1 (Reference Numbers 004860, 004900, 004940 and 004980 respectively) (ASME Section XI and Generic Letter 88-01 requirements).

For each feedwater nozzle, examination of the inner-radius and the nozzle-to-safe-end weld (items 2 and 3 above) will satisfy the requirements for examination of the bore (item 1 above). Therefore, Illinois Power will delete item 1 identified above from the 10-year schedule and include the NUREG-0619 requirements into items 2 and 3.

Note 2:

A small area of weld 1-RH-16-10-2 was not examined due to interference with the small piping. This examination will be deferred pending further evaluations.

Note 3:

A small area of weld HPCS-2 was not examined due to interference with the small piping. This examination will be deferred pending further evaluation.

FORM NIS-1 OWNER'S REPORT FOR INSERVICE INSPECTION

ATTACHMENT 1

TABLE 2

- | | |
|--|--|
| 1. Owner: Illinois Power Company, 500 South 27th St., Decatur, IL 62525 | 4. Owner Certificate of Authorization: N/A |
| 2. Plant: Clinton Power Station, P. O. Box 678, Rt. 54 E., Clinton, IL 61727 | |
| 3. Plant Unit: 1 | 6. National Board Number for Unit: N/A |
| 5. Commercial Service Date: 4-24-87 | |

10. Abstract of Examinations: Listing of Substituted and Additional Examinations

REFERENCE NUMBER	ITEM IDENTIFICATION	EXAM TYPE	CODE ITEM	CODE CATEGORY	CODE CLASS	RESULTS
000200	RPV-C4	MECH UT	B1.11	B-A	1	ACCEPTABLE
000750	RPV-V4A	MECH UT/UT	B1.12	B-A	1	ACCEPTABLE
000800	RPV-V4B	MECH UT/UT	B1.12	B-A	1	ACCEPTABLE
000850	RPV-V4C	MECH UT/UT	B1.12	B-A	1	ACCEPTABLE
001450	N2F	MECH UT	B3.90	B-D	1	ACCEPTABLE
001500	N2G	MECH UT	B3.90	B-D	1	ACCEPTABLE
002000	N4D	MECH UT	B3.90	B-D	1	ACCEPTABLE
002800	N2F-IRS	MECH UT	B3.10	B-D	1	ACCEPTABLE
002850	N2G-IRS	MECH UT	B3.10	B-D	1	ACCEPTABLE
003300	N4B-IRS	MECH UT	B3.10	B-D	1	ACCEPTABLE, ADDITIONAL EXAM
003350	N4C-IRS	MECH UT	B3.10	B-D	1	ACCEPTABLE, ADDITIONAL EXAM
003400	N4D-IRS	MECH UT	B3.10	B-D	1	ACCEPTABLE
165440	1-RH-20-6	PT/UT	B9.11	B-J	1	ACCEPTABLE, ADDITIONAL EXAM
182080	1-RI-13-2	PT/UT	B9.11	B-J	1	ACCEPTABLE
131000	1-RR-AB-4-LU	PT/UT	B9.12	B-J	1	ACCEPTABLE
131020	1-RR-AB-4	PT/MECH UT	B9.11	B-J	1	ACCEPTABLE
131320	1-RR-AC-4-LU	PT/UT	B9.12	B-J	1	ACCEPTABLE
131340	1-RR-AC-4	PT/MECH UT	B9.11	B-J	1	ACCEPTABLE
137460	1-RR-B-12/DRW	FT/UT	B9.31	B-J	1	ACCEPTABLE
171020	1-RT-36-5	MT/UT	B9.11	B-J	1	ACCEPTABLE, ADDITIONAL EXAM
171040	1-RT-36-1-2	MT/UT	B9.11	B-J	1	ACCEPTABLE, ADDITIONAL EXAM
171060	1-RT-36-1-3	MT/UT	B9.11	B-J	1	ACCEPTABLE, ADDITIONAL EXAM
171500	1-RT-36-2	MT/UT	B9.11	B-J	1	ACCEPTABLE, ADDITIONAL EXAM
171520	1-RT-36-2-2	MT/UT	B9.11	B-J	1	ACCEPTABLE, ADDITIONAL EXAM
171540	1-RT-36-2-3	MT/UT	B9.11	B-J	1	ACCEPTABLE, ADDITIONAL EXAM

FORM NIS-1 OWNER'S REPORT FOR INSERVICE INSPECTION

ATTACHMENT 1

TABLE 2

- | | |
|--|--|
| 1. Owner: Illinois Power Company, 500 South 27th St., Decatur, IL 62525 | 4. Owner Certificate of Authorization: N/A |
| 2. Plant: Clinton Power Station, P. O. Box 678, Rt. 54 E., Clinton, IL 61727 | |
| 3. Plant Unit: 1 | 6. National Board Number for Unit: N/A |
| 5. Commercial Service Date: 4-24-87 | |

10. Abstract of Examinations: Listing of Substituted and Additional Examinations

REFERENCE NUMBER	ITEM IDENTIFICATION	EXAM TYPE	CODE ITEM	CODE CATEGORY	CODE CLASS	RESULTS
173020	1-RT-36-4-3	PT/UT	B9.11	B-J	1	ACCEPTABLE, ADDITIONAL EXAM
173040	1-RT-36-4-2	PT/UT	B9.11	B-J	1	ACCEPTABLE, ADDITIONAL EXAM
173045	1-RT-36-4-4Q1	PT/UT	B9.32	B-J	1	ACCEPTABLE, ADDITIONAL EXAM
173050	1-RT-36-6A	PT/UT	B9.11	B-J	1	ACCEPTABLE, ADDITIONAL EXAM
173420	1-RT-36-3-3	PT/UT	B9.11	B-J	1	ACCEPTABLE, ADDITIONAL EXAM
173420	1-RT-36-3-2	PT/UT	B9.11	B-J	1	ACCEPTABLE, ADDITIONAL EXAM
173445	1-RT-36-3-4Q1	PT/UT	B9.32	B-J	1	ACCEPTABLE, ADDITIONAL EXAM
173060	1-RT-36-6Q1	MT/UT	B9.11	B-J	1	ACCEPTABLE, ADDITIONAL EXAM
173460	1-RT-36-1BQ1	PT/UT	B9.11	B-J	1	ACCEPTABLE, ADDITIONAL EXAM
250160	1B21-F028A	VT-3	B12.50	B-M-2	1	ACCEPTABLE, ADDITIONAL EXAM
250980	1E21-F006	VT-3	B12.50	B-M-2	1	ACCEPTABLE, ADDITIONAL EXAM
251040	1E22-F005	VT-3	B12.50	B-M-2	1	ACCEPTABLE, ADDITIONAL EXAM
251080	1E51-F013	VT-3	B12.50	B-M-2	1	ACCEPTABLE, ADDITIONAL EXAM
599340	1-RH-21-11A	MT	C5.11	C-F	2	ACCEPTABLE
599380	1-RH-21-9A-6	MT	C5.11	C-F	2	ACCEPTABLE
611660	1-RI-3-1A	MT	C5.11	C-F	2	ACCEPTABLE

FORM NIS-1 OWNER'S REPORT FOR INSERVICE INSPECTION

ATTACHMENT 1

TABLE 3

- | | |
|--|--|
| 1. Owner: Illinois Power Company, 500 South 27th St., Decatur, IL 62525 | 4. Owner Certificate of Authorization: N/A |
| 2. Plant: Clinton Power Station, P. O. Box 678, Rt. 54 E., Clinton, IL 61727 | |
| 3. Plant Unit: 1 | 6. National Board Number for Unit: N/A |
| 5. Commercial Service Date: 4-24-87 | |

10. Abstract of Examinations: Listing of Scheduled Visual Examinations/Functional Tests of Component Supports

ITEM IDENTIFICATION	ITEM TYPE	EXAM TYPE	CODE ITEM	CODE CATEGORY	CODE CLASS	RESULTS
1FW01001S	SNUBBER	LIMITED VT3	F3	F-C	1	ACCEPTABLE
1FW01002S	SNUBBER	LIMITED VT3	F3	F-C	1	ACCEPTABLE
1FW01004S	SNUBBER	VT3/FT	F3	F-C	1	ACCEPTABLE
1FW01005S	SNUBBER	LIMITED VT3	F3	F-C	1	ACCEPTABLE
1FW01006S	SNUBBER	LIMITED VT3	F3	F-C	1	ACCEPTABLE
1FW01007S	SNUBBER	LIMITED VT3	F3	F-C	1	ACCEPTABLE
1FW01010S	SNUBBER	LIMITED VT3	F3	F-C	1	ACCEPTABLE
1FW01011S	SNUBBER	LIMITED VT3	F3	F-C	1	ACCEPTABLE
1FW01012S	SNUBBER	LIMITED VT3	F3	F-C	1	ACCEPTABLE
1FW02001S	SNUBBER	VT3/FT	F3	F-C	1	ACCEPTABLE
1FW02002S	SNUBBER	VT3/FT	F3	F-C	1	ACCEPTABLE
1FW02004S	SNUBBER	LIMITED VT3	F3	F-C	1	ACCEPTABLE
1FW02005S	SNUBBER	LIMITED VT3	F3	F-C	1	ACCEPTABLE
1FW02006S	SNUBBER	LIMITED VT3	F3	F-C	1	ACCEPTABLE
1FW02007S	SNUBBER	VT3/FT	F3	F-C	1	ACCEPTABLE
1FW02010S	SNUBBER	LIMITED VT3	F3	F-C	1	ACCEPTABLE
1FW02011S	SNUBBER	LIMITED VT3	F3	F-C	1	ACCEPTABLE
1FW02012S	SNUBBER	LIMITED VT3	F3	F-C	1	ACCEPTABLE
1HP01006G	GUIDE SUPPORT	VT-3	F3	F-C	1	ACCEPTABLE
1M38028S	SNUBBER	LIMITED VT3	N/A	N/A	1	ACCEPTABLE
1LP01006G	GUIDE SUPPORT	VT-3	F3	F-C	1	ACCEPTABLE
4008	GUIDE SUPPORT	VT-3	F3	F-C	1	ACCEPTABLE
1MS05001S	SNUBBER	LIMITED VT3	N/A	N/A	1	ACCEPTABLE
1MS05004S	SNUBBER	LIMITED VT3	N/A	N/A	1	ACCEPTABLE
1MS05009S	SNUBBER	LIMITED VT3	N/A	N/A	1	ACCEPTABLE

FORM NIS-1 OWNER'S REPORT FOR INSERVICE INSPECTION

ATTACHMENT 1

TABLE 3

- | | |
|--|--|
| 1. Owner: Illinois Power Company, 500 South 27th St., Decatur, IL 62525 | 4. Owner Certificate of Authorization: N/A |
| 2. Plant: Clinton Power Station, P. O. Box 678, Rt. 54 E., Clinton, IL 61727 | |
| 3. Plant Unit: 1 | 6. National Board Number for Unit: N/A |
| 5. Commercial Service Date: 4-24-87 | |

10. Abstract of Examinations: Listing of Scheduled Visual Examinations/Functional Tests of Component Supports

ITEM IDENTIFICATION	ITEM TYPE	EXAM TYPE	CODE ITEM	CODE CATEGORY	CODE CLASS	RESULTS
1MS05013S	SNUBBER	LIMITED VT3	N/A	N/A	1	ACCEPTABLE
1MS05019S	SNUBBER	LIMITED VT3	N/A	N/A	1	ACCEPTABLE
1MS05021S	SNUBBER	VT3/FT	N/A	N/A	1	ACCEPTABLE
1MS05022S	SNUBBER	LIMITED VT3	N/A	N/A	1	ACCEPTABLE
1MS05023S	SNUBBER	LIMITED VT3	N/A	N/A	1	ACCEPTABLE
1MS05024S	SNUBBER	LIMITED VT3	N/A	N/A	1	ACCEPTABLE
1MS05025S	SNUBBER	LIMITED VT3	N/A	N/A	1	ACCEPTABLE
1MS05026S	SNUBBER	LIMITED VT3	N/A	N/A	1	ACCEPTABLE
1MS05027S	SNUBBER	LIMITED VT3	N/A	N/A	1	ACCEPTABLE
1MS05028S	SNUBBER	LIMITED VT3	N/A	N/A	1	ACCEPTABLE
1MS05034W	SNUBBER	VT3/FT	N/A	N/A	1	ACCEPTABLE
1MS05035S	SNUBBER	LIMITED VT3	N/A	N/A	1	ACCEPTABLE
1MS38002S	SNUBBER	VT3/FT	N/A	N/A	1	ACCEPTABLE
1MS38005S	SNUBBER	VT3/FT	N/A	N/A	1	ACCEPTABLE
1MS38097S	SNUBBER	LIMITED VT3	N/A	N/A	1	ACCEPTABLE
1NB01002S	SNUBBER	LIMITED VT3	N/A	N/A	1	ACCEPTABLE
1NB01003S	SNUBBER	LIMITED VT3	N/A	N/A	1	ACCEPTABLE
1S101B	SNUBBER	LIMITED VT3	F3	F-C	1	ACCEPTABLE
1S101C	SNUBBER	LIMITED VT3	F3	F-C	1	ACCEPTABLE
1S102A	SNUBBER	VT3/FT	F3	F-C	1	ACCEPTABLE
1S102B	SNUBBER	VT3/FT	F3	F-C	1	ACCEPTABLE
1S102C	SNUBBER	LIMITED VT3	F3	F-C	1	ACCEPTABLE
1S102D	SNUBBER	LIMITED VT3	F3	F-C	1	ACCEPTABLE
1S103A	SNUBBER	LIMITED VT3	F3	F-C	1	ACCEPTABLE
1S103B	SNUBBER	VT3/FT	F3	F-C	1	ACCEPTABLE

FORM NIS-1 OWNER'S REPORT FOR INSERVICE INSPECTION

ATTACHMENT 1

TABLE 3

- | | |
|--|--|
| 1. Owner: Illinois Power Company, 500 South 27th St., Decatur, IL 62525 | 4. Owner Certificate of Authorization: N/A |
| 2. Plant: Clinton Power Station, P. O. Box 678, Rt. 54 E., Clinton, IL 61727 | |
| 3. Plant Unit: 1 | 6. National Board Number for Unit: N/A |
| 5. Commercial Service Date: 4-24-87 | |

10. Abstract of Examinations: Listing of Scheduled Visual Examinations/Functional Tests of Component Supports

ITEM IDENTIFICATION	ITEM TYPE	EXAM TYPE	CFJE IICM	CODE CATEGORY	CODE CLASS	RESULTS
1S103C	SNUBBER	LIMITED VT3	F3	F-C	1	ACCEPTABLE
1S103D	SNUBBER	LIMITED VT3	F3	F-C	1	ACCEPTABLE
1S104A	SNUBBER	LIMITED VT3	F3	F-C	1	ACCEPTABLE
1S104B	SNUBBER	LIMITED VT3	F3	F-C	1	ACCEPTABLE
1S104C	SNUBBER	LIMITED VT3	F3	F-C	1	ACCEPTABLE
1S104D	SNUBBER	LIMITED VT3	F3	F-C	1	ACCEPTABLE
1S105A	SNUBBER	LIMITED VT3	F3	F-C	1	ACCEPTABLE
1S105B	SNUBBER	LIMITED VT3	F3	F-C	1	ACCEPTABLE
1S105C	SNUBBER	VT3/FT	F3	F-C	1	ACCEPTABLE
1S105D	SNUBBER	LIMITED VT3	F3	F-C	1	ACCEPTABLE
1S106B	SNUBBER	LIMITED VT3	F3	F-C	1	ACCEPTABLE
1S106C	SNUBBER	LIMITED VT3	F3	F-C	1	ACCEPTABLE
1S107B	SNUBBER	LIMITED VT3	F3	F-C	1	ACCEPTABLE
1S107C	SNUBBER	LIMITED VT3	F3	F-C	1	ACCEPTABLE
1S108B	SNUBBER	LIMITED VT3	F3	F-C	1	ACCEPTABLE
1S108C	SNUBBER	LIMITED VT3	F3	F-C	1	ACCEPTABLE
1NB01006S	SNUBBER	LIMITED VT3	N/A	N/A	1	ACCEPTABLE
1NB01008S	SNUBBER	LIMITED VT3	N/A	N/A	1	ACCEPTABLE
1NB01009S	SNUBBER	LIMITED VT3	N/A	N/A	1	ACCEPTABLE
1NB01011S	SNUBBER	VT3/FT	N/A	N/A	1	ACCEPTABLE
1NB01014S	SNUBBER	LIMITED VT3	N/A	N/A	1	ACCEPTABLE
1NB01017S	SNUBBER	LIMITED VT3	N/A	N/A	1	ACCEPTABLE
1NB01019S	SNUBBER	VT3/FT	N/A	N/A	1	ACCEPTABLE
1NB01020S	SNUBBER	LIMITED VT3	N/A	N/A	1	ACCEPTABLE
1RB31514S	SNUBBER	LIMITED VT3	N/A	N/A	1	ACCEPTABLE

FORM NIS-1 OWNER'S REPORT FOR INSERVICE INSPECTION

ATTACHMENT 1

TABLE 3

- | | |
|--|--|
| 1. Owner: Illinois Power Company, 500 South 27th St., Decatur, IL 62525 | |
| 2. Plant: Clinton Power Station, P. O. Box 678, Rt. 54 E., Clinton, IL 61727 | |
| 3. Plant Unit: 1 | 4. Owner Certificate of Authorization: N/A |
| 5. Commercial Service Date: 4-24-87 | 6. National Board Number for Unit: N/A |

10. Abstract of Examinations: Listing of Scheduled Visual Examinations/Functional Tests of Component Supports

ITEM IDENTIFICATION	ITEM TYPE	EXAM TYPE	CODE ITEM	CODE CATEGORY	CODE CLASS	RESULTS
1RB31516S	SNUBBER	LIMITED VT3	N/A	N/A	1	ACCEPTABLE
1RB31529S	SNUBBER	VT3/FT	N/A	N/A	1	ACCEPTABLE
1RB32520S	SNUBBER	LIMITED VT3	N/A	N/A	1	ACCEPTABLE
1RB33516S	SNUBBER	LIMITED VT3	N/A	N/A	1	ACCEPTABLE
1RB34512S	SNUBBER	LIMITED VT3	N/A	N/A	1	ACCEPTABLE
1RH05006A	ANCHOR	VT-3	F3	F-C	1	ACCEPTABLE
1RH34001C	CONSTANT SUPPORT	VT-3	F3	F-C	1	ACCEPTABLE
1RH06012R	RIGID SUPPORT	VT-3	F3	F-C	1	ACCEPTABLE
1RH06018R	RIGID SUPPORT	VT-3	F3	F-C	1	ACCEPTABLE
1RH04012S	SNUBBER	VT3/FT	F3	F-C	1	ACCEPTABLE
1RH04013S	SNUBBER	LIMITED VT3	F3	F-C	1	ACCEPTABLE
1RH04058S	SNUBBER	LIMITED VT3	F3	F-C	1	ACCEPTABLE
1RH04059S	SNUBBER	LIMITED VT3	F3	F-C	1	ACCEPTABLE
1RH04060S	SNUBBER	LIMITED VT3	F3	F-C	1	ACCEPTABLE
1RH06006S	SNUBBER	LIMITED VT3	F3	F-C	1	ACCEPTABLE
1RH06022S	SNUBBER	LIMITED VT3	F3	F-C	1	ACCEPTABLE
1RH06023S	SNUBBER	LIMITED VT3	F3	F-C	1	ACCEPTABLE
1RH34002S	SNUBBER	LIMITED VT3	F3	F-C	1	ACCEPTABLE
1RH34003S	SNUBBER	LIMITED VT3	F3	F-C	1	ACCEPTABLE
1RH34004S	SNUBBER	LIMITED VT3	F3	F-C	1	ACCEPTABLE
1RH34005S	SNUBBER	LIMITED VT3	F3	F-C	1	ACCEPTABLE
1RH34007S	SNUBBER	LIMITED VT3	F3	F-C	1	ACCEPTABLE
1RH01004V	VARIABLE SUPPORT	VT-3	F3	F-C	1	ACCEPTABLE
1RI10014A	ANCHOR	VT-3	F3	F-C	1	ACCEPTABLE
1RI10003R	RIGID SUPPORT	VT-3	F3	F-C	1	ACCEPTABLE

FORM NIS-1 OWNER'S REPORT FOR INSERVICE INSPECTION

ATTACHMENT 1

TABLE 3

- | | |
|--|--|
| 1. Owner: Illinois Power Company, 500 South 27th St., Decatur, IL 62525 | 4. Owner Certificate of Authorization: N/A |
| 2. Plant: Clinton Power Station, P. O. Box 678, Rt. 54 E., Clinton, IL 61727 | |
| 3. Plant Unit: 1 | 5. National Board Number for Unit: N/A |
| 5. Commercial Service Date: 4-24-87 | |

10. Abstract of Examinations: Listing of Scheduled Visual Examinations/Functional Tests of Component Supports

ITEM IDENTIFICATION	ITEM TYPE	EXAM TYPE	CODE ITEM	CODE CATEGORY	CODE CLASS	RESULTS
1R101007S	SNUBBER	LIMITED VT3	F3	F-C	1	ACCEPTABLE
1R101008S	SNUBBER	LIMITED VT3	F3	F-C	1	ACCEPTABLE
1R101012W	SNUBBER	LIMITED VT3	F3	F-C	1	ACCEPTABLE
1R101013W	SNUBBER	LIMITED VT3	F3	F-C	1	ACCEPTABLE
1R101015W	SNUBBER	LIMITED VT3	F3	F-C	1	ACCEPTABLE
1R102003S	SNUBBER	VT3/FT	N/A	N/A	1	ACCEPTABLE
1R108017S	SNUBBER	LIMITED VT3	F3	F-C	1	ACCEPTABLE
1R108034S	SNUBBER	LIMITED VT3	F3	F-C	1	ACCEPTABLE
1R110007S	SNUBBER	VT3/FT	F3	F-C	1	ACCEPTABLE
1R110008S	SNUBBER	LIMITED VT3	F3	F-C	1	ACCEPTABLE
1R110009S	SNUBBER	LIMITED VT3	F3	F-C	1	ACCEPTABLE
1R110010S	SNUBBER	LIMITED VT3	F3	F-C	1	ACCEPTABLE
1R118002S	SNUBBER	LIMITED VT3	N/A	N/A	1	ACCEPTABLE
1RR32001S	SNUBBER	VT3/FT	N/A	N/A	1	ACCEPTABLE
1RR33001S	SNUBBER	LIMITED VT3	N/A	N/A	1	ACCEPTABLE
1RT01042S	SNUBBER	LIMITED VT3	N/A	N/A	1	ACCEPTABLE
1RT01045S	SNUBBER	LIMITED VT3	N/A	N/A	1	ACCEPTABLE
1S301A	SNUBBER	LIMITED VT3	F3	F-C	1	ACCEPTABLE
1S301B	SNUBBER	LIMITED VT3	F3	F-C	1	ACCEPTABLE
1S302A	SNUBBER	VT3, FT	F3	F-C	1	ACCEPTABLE
1S302B	SNUBBER	LIMITED VT3	F3	F-C	1	ACCEPTABLE
1S303A	SNUBBER	LIMITED VT3	F3	F-C	1	ACCEPTABLE
1S303B	SNUBBER	LIMITED VT3	F3	F-C	1	ACCEPTABLE
1S304A	SNUBBER	LIMITED VT3	F3	F-C	1	ACCEPTABLE
1S304B	SNUBBER	LIMITED VT3	F3	F-C	1	ACCEPTABLE

FORM NIS-1 OWNER'S REPORT FOR INSERVICE INSPECTION

ATTACHMENT 1

TABLE 3

- | | |
|--|--|
| 1. Owner: Illinois Power Company, 500 South 27th St., Decatur, IL 62525 | 4. Owner Certificate of Authorization: N/A |
| 2. Plant: Clinton Power Station, P. O. Box 678, Rt. 54 E., Clinton, IL 61727 | |
| 3. Plant Unit: 1 | 6. National Board Number for Unit: N/A |
| 5. Commercial Service Date: 4-24-87 | |

10. Abstract of Examinations: Listing of Scheduled Visual Examinations/Functional Tests of Component Supports

ITEM IDENTIFICATION	ITEM TYPE	EXAM TYPE	CODE ITEM	CODE CATEGORY	CODE CLASS	RESULTS
1S305A	SNUBBER	LIMITED VT3	F3	F-C	1	ACCEPTABLE
1S305B	SNUBBER	LIMITED VT3	F3	F-C	1	ACCEPTABLE
1S306A	SNUBBER	LIMITED VT3	F3	F-C	1	ACCEPTABLE
1S306B	SNUBBER	LIMITED VT3	F3	F-C	1	ACCEPTABLE
1S351A	SNUBBER	LIMITED VT3	F3	F-C	1	ACCEPTABLE
1S351B	SNUBBER	VT3/FT	F3	F-C	1	ACCEPTABLE
1S352A	SNUBBER	VT3/FT	F3	F-C	1	ACCEPTABLE
1S352B	SNUBBER	LIMITED VT3	F3	F-C	1	ACCEPTABLE
1S353A	SNUBBER	LIMITED VT3	F3	F-C	1	ACCEPTABLE
1S353B	SNUBBER	LIMITED VT3	F3	F-C	1	ACCEPTABLE
1S354A	SNUBBER	LIMITED VT3	F3	F-C	1	ACCEPTABLE
1S354B	SNUBBER	LIMITED VT3	F3	F-C	1	ACCEPTABLE
1S356A	SNUBBER	LIMITED VT3	F3	F-C	1	ACCEPTABLE
1S356B	SNUBBER	LIMITED VT3	F3	F-C	1	ACCEPTABLE
1S357A	SNUBBER	LIMITED VT3	F3	F-C	1	ACCEPTABLE
1S357B	SNUBBER	LIMITED VT3	F3	F-C	1	ACCEPTABLE
1S358A	SNUBBER	LIMITED VT3	F3	F-C	1	ACCEPTABLE
1S358B	SNUBBER	LIMITED VT3	F3	F-C	1	ACCEPTABLE
1S359A	SNUBBER	LIMITED VT3	F3	F-C	1	ACCEPTABLE
1S359B	SNUBBER	LIMITED VT3	F3	F-C	1	ACCEPTABLE
1S360A	SNUBBER	LIMITED VT3	F3	F-C	1	ACCEPTABLE
1S360B	SNUBBER	LIMITED VT3	F3	F-C	1	ACCEPTABLE
1S361A	SNUBBER	LIMITED VT3	F3	F-C	1	ACCEPTABLE
1S361B	SNUBBER	LIMITED VT3	F3	F-C	1	ACCEPTABLE
1S362A	SNUBBER	VT3/FT	F3	F-C	1	VT3 SEE ATT.2/FT ACCEPTABLE

FORM NIS-1 OWNER'S REPORT FOR INSERVICE INSPECTION

ATTACHMENT 1

TABLE 3

- | | |
|--|--|
| 1. Owner: Illinois Power Company, 500 South 27th St., Decatur, IL 62525 | 4. Owner Certificate of Authorization: N/A |
| 2. Plant: Clinton Power Station, P. O. Box 678, Rt. 54 E., Clinton, IL 61727 | |
| 3. Plant Unit: 1 | 6. National Board Number for Unit: N/A |
| 5. Commercial Service Date: 4-24-87 | |

10. Abstract of Examinations: Listing of Scheduled Visual Examinations/Functional Tests of Component Supports

ITEM IDENTIFICATION	ITEM TYPE	EXAM TYPE	CODE ITEM	CODE CATEGORY	CODE CLASS	RESULTS
1S362B	SNUBBER	LIMITED VT3	F3	F-C	1	ACCEPTABLE
1S363A	SNUBBER	LIMITED VT3	F3	F-C	1	ACCEPTABLE
1S363B	SNUBBER	LIMITED VT3	F3	F-C	1	ACCEPTABLE
1S369A	SNUBBER	VT3/FT	F3	F-C	1	ACCEPTABLE
1S369B	SNUBBER	LIMITED VT3	F3	F-C	1	ACCEPTABLE
1S370A	SNUBBER	LIMITED VT3	F3	F-C	1	ACCEPTABLE
1S370B	SNUBBER	LIMITED VT3	F3	F-C	1	ACCEPTABLE
1S371A	SNUBBER	LIMITED VT3	F3	F-C	1	ACCEPTABLE
1S371B	SNUBBER	LIMITED VT3	F3	F-C	1	ACCEPTABLE
1S372A	SNUBBER	LIMITED VT3	F3	F-C	1	ACCEPTABLE
1S372B	SNUBBER	LIMITED VT3	F3	F-C	1	ACCEPTABLE
1S373A	SNUBBER	LIMITED VT3	F3	F-C	1	ACCEPTABLE
1S373B	SNUBBER	LIMITED VT3	F3	F-C	1	ACCEPTABLE
1S374A	SNUBBER	LIMITED VT3	F3	F-C	1	ACCEPTABLE
1S374B	SNUBBER	LIMITED VT3	F3	F-C	1	ACCEPTABLE
1S375A	SNUBBER	LIMITED VT3	F3	F-C	1	ACCEPTABLE
1S375B	SNUBBER	LIMITED VT3	F3	F-C	1	ACCEPTABLE
1H305A	VARIABLE SUPPORT	VT-3	F3	F-C	1	ACCEPTABLE
1H306A	VARIABLE SUPPORT	VT-3	F3	F-C	1	ACCEPTABLE
1H351A	VARIABLE SUPPORT	VT-3	F3	F-C	1	ACCEPTABLE
1RT01006X	RIGID SEISMIC SUPPORT	VT-3	F3	F-C	1	ACCEPTABLE
1RT01023R	RIGID SUPPORT	VT-3	F3	F-C	1	ACCEPTABLE
1RT01002S	SNUBBER	LIMITED VT3	F3	F-C	1	ACCEPTABLE
1RT01003S	SNUBBER	LIMITED VT3	F3	F-C	1	ACCEPTABLE
1RT01012S	SNUBBER	LIMITED VT3	F3	F-C	1	ACCEPTABLE

FORM NIS-1 OWNER'S REPORT FOR INSERVICE INSPECTION

ATTACHMENT 1

TABLE 3

- | | |
|--|--|
| 1. Owner: Illinois Power Company, 500 South 27th St., Decatur, IL 62525 | 4. Owner Certificate of Authorization: N/A |
| 2. Plant: Clinton Power Station, P. O. Box 678, Rt. 54 E., Clinton, IL 61727 | |
| 3. Plant Unit: 1 | 6. National Board Number for Unit: N/A |
| 5. Commercial Service Date: 4-24-87 | |

10. Abstract of Examinations: Listing of Scheduled Visual Examinations/Functional Tests of Component Supports

ITEM IDENTIFICATION	ITEM TYPE	EXAM TYPE	CODE ITEM	CODE CATEGORY	CODE CLASS	RESULTS
1RT01015S	SNUBBER	LIMITED VT3	F3	F-C	1	ACCEPTABLE
1RT01020S	SNUBBER	LIMITED VT3	F3	F-C	1	ACCEPTABLE
1RT01021S	SNUBBER	LIMITED VT3	F3	F-C	1	ACCEPTABLE
1RT01022S	SNUBBER	LIMITED VT3	F3	F-C	1	ACCEPTABLE
1RT01024S	SNUBBER	LIMITED VT3	F3	F-C	1	ACCEPTABLE
1RT01025S	SNUBBER	LIMITED VT3	F3	F-C	1	ACCEPTABLE
1RT01029S	SNUBBER	LIMITED VT3	F3	F-C	1	ACCEPTABLE
1RT01032S	SNUBBER	LIMITED VT3	N/A	N/A	1	ACCEPTABLE
1RT01035S	SNUBBER	LIMITED VT3	F3	F-C	1	ACCEPTABLE
1RT01037S	SNUBBER	LIMITED VT3	F3	F-C	1	ACCEPTABLE
1RT01043S	SNUBBER	LIMITED VT3	N/A	N/A	1	ACCEPTABLE
1RT01044S	SNUBBER	LIMITED VT3	N/A	N/A	1	ACCEPTABLE
1RT01046S	SNUBBER	LIMITED VT3	N/A	N/A	1	ACCEPTABLE
1RT01047S	SNUBBER	LIMITED VT3	N/A	N/A	1	ACCEPTABLE
1RT01048S	SNUBBER	LIMITED VT3	N/A	N/A	1	ACCEPTABLE
1RT01049S	SNUBBER	LIMITED VT3	N/A	N/A	1	ACCEPTABLE
1RT01050S	SNUBBER	LIMITED VT3	N/A	N/A	1	ACCEPTABLE
1RT01051S	SNUBBER	LIMITED VT3	F3	F-C	1	ACCEPTABLE
1RT01054W	SNUBBER	LIMITED VT3	N/A	N/A	1	ACCEPTABLE
1RT01081W	SNUBBER	LIMITED VT3	F3	F-C	1	ACCEPTABLE
1RT01083W	SNUBBER	LIMITED VT3	F3	F-C	1	ACCEPTABLE
1RT01084W	SNUBBER	LIMITED VT3	F3	F-C	1	ACCEPTABLE
1RT01091W	SNUBBER	LIMITED VT3	N/A	N/A	1	ACCEPTABLE
1DG02001S	SNUBBER	LIMITED VT3	N/A	N/A	2	ACCEPTABLE
1DG02002S	SNUBBER	LIMITED VT3	N/A	N/A	2	ACCEPTABLE

FORM NIS-1 OWNER'S REPORT FOR INSERVICE INSPECTION

ATTACHMENT 1

TABLE 3

- | | |
|--|--|
| 1. Owner: Illinois Power Company, 500 South 27th St., Decatur, IL 62525 | 4. Owner Certificate of Authorization: N/A |
| 2. Plant: Clinton Power Station, P. O. Box 678, Rt. 54 E., Clinton, IL 61727 | |
| 3. Plant Unit: 1 | 6. National Board Number for Unit: N/A |
| 5. Commercial Service Date: 4-24-87 | |

10. Abstract of Examinations: Listing of Scheduled Visual Examinations/Functional Tests of Component Supports

ITEM IDENTIFICATION	ITEM TYPE	EXAM TYPE	CODE ITEM	CODE CATEGORY	CODE CLASS	RESULTS
1DG02012S	SNUBBER	LIMITED VT3	N/A	N/A	2	ACCEPTABLE
1DG02013S	SNUBBER	LIMITED VT3	N/A	N/A	2	ACCEPTABLE
1DG04001S	SNUBBER	LIMITED VT3	N/A	N/A	2	ACCEPTABLE
1DG04002S	SNUBBER	LIMITED VT3	N/A	N/A	2	ACCEPTABLE
1DG04012S	SNUBBER	LIMITED VT3	N/A	N/A	2	ACCEPTABLE
1DG04013S	SNUBBER	LIMITED VT3	N/A	N/A	2	ACCEPTABLE
1DG04017S	SNUBBER	LIMITED VT3	N/A	N/A	2	ACCEPTABLE
1DG06008S	SNUBBER	VT3/F1	N/A	N/A	2	ACCEPTABLE
1DG06010S	SNUBBER	LIMITED VT3	N/A	N/A	2	ACCEPTABLE
1DG06017S	SNUBBER	LIMITED VT3	N/A	N/A	2	ACCEPTABLE
1DG06018S	SNUBBER	LIMITED VT3	N/A	N/A	2	ACCEPTABLE
1HG01007S	SNUBBER	LIMITED VT3	N/A	N/A	2	ACCEPTABLE
1HG01015S	SNUBBER	LIMITED VT3	N/A	N/A	2	ACCEPTABLE
1HG02007S	SNUBBER	LIMITED VT3	N/A	N/A	2	ACCEPTABLE
1HG02013S	SNUBBER	LIMITED VT3	N/A	N/A	2	ACCEPTABLE
1HG15010S	SNUBBER	LIMITED VT3	N/A	N/A	2	ACCEPTABLE
1HG16011S	SNUBBER	LIMITED VT3	N/A	N/A	2	ACCEPTABLE
1HP03002R	RIGID SUPPORT	VT-3	F3	F-C	2	ACCEPTABLE
1HP03006S	SNUBBER	LIMITED VT3	F3	F-C	2	ACCEPTABLE
1HP03010S	SNUBBER	LIMITED VT3	F3	F-C	2	ACCEPTABLE
1HP03013S-DN	SNUBBER	LIMITED VT3	N/A	N/A	2	ACCEPTABLE
1HP03013S-UP	SNUBBER	LIMITED VT3	N/A	N/A	2	ACCEPTABLE
1HP03014S	SNUBBER	LIMITED VT3	N/A	N/A	2	ACCEPTABLE
1HP03028S	SNUBBER	LIMITED VT3	F3	F-C	2	ACCEPTABLE
1HP03029S	SNUBBER	LIMITED VT3	F3	F-C	2	ACCEPTABLE

FORM NIS-1 OWNER'S REPORT FOR INSERVICE INSPECTION

ATTACHMENT 1

TABLE 3

- | | |
|--|--|
| 1. Owner: Illinois Power Company, 500 South 27th St., Decatur, IL 62525 | 4. Owner Certificate of Authorization: N/A |
| 2. Plant: Clinton Power Station, P. O. Box 678, Rt. 54 E., Clinton, IL 61727 | |
| 3. Plant Unit: 1 | 6. National Board Number for Unit: N/A |
| 5. Commercial Service Date: 4-24-87 | |

10. Abstract of Examinations: Listing of Scheduled Visual Examinations/Functional Tests of Component Supports

ITEM IDENTIFICATION	ITEM TYPE	EXAM TYPE	CODE ITEM	CODE CATEGORY	CODE CLASS	RESULTS
1HP030325	SNUBBER	VT3/FT	N/A	N/A	2	ACCEPTABLE
1HP030385	SNUBBER	LIMITED VT3	F3	F-C	2	ACCEPTABLE
1HP030495	SNUBBER	LIMITED VT3	N/A	N/A	2	ACCEPTABLE
1HP040035	SNUBBER	VT3/FT	N/A	N/A	2	ACCEPTABLE
1HP040065	SNUBBER	LIMITED VT3	N/A	N/A	2	ACCEPTABLE
1HP040165-E	SNUBBER	LIMITED VT3	N/A	N/A	2	ACCEPTABLE
1HP040165-W	SNUBBER	LIMITED VT3	N/A	N/A	2	ACCEPTABLE
1HP040225	SNUBBER	LIMITED VT3	N/A	N/A	2	ACCEPTABLE
1HP080045	SNUBBER	LIMITED VT3	N/A	N/A	2	ACCEPTABLE
1HP080065	SNUBBER	LIMITED VT3	N/A	N/A	2	ACCEPTABLE
1HP080255	SNUBBER	LIMITED VT3	N/A	N/A	2	ACCEPTABLE
1RB225555	SNUBBER	LIMITED VT3	N/A	N/A	2	ACCEPTABLE
11S010075	SNUBBER	LIMITED VT3	N/A	N/A	2	ACCEPTABLE
11S010095	SNUBBER	LIMITED VT3	N/A	N/A	2	ACCEPTABLE
11S010145	SNUBBER	LIMITED VT3	N/A	N/A	2	ACCEPTABLE
11S010165	SNUBBER	LIMITED VT3	N/A	N/A	2	ACCEPTABLE
11S010205	SNUBBER	LIMITED VT3	N/A	N/A	2	ACCEPTABLE
11S010225	SNUBBER	LIMITED VT3	N/A	N/A	2	ACCEPTABLE
11S010275	SNUBBER	LIMITED VT3	N/A	N/A	2	ACCEPTABLE
11S010295	SNUBBER	LIMITED VT3	N/A	N/A	2	ACCEPTABLE
11S010335	SNUBBER	LIMITED VT3	N/A	N/A	2	ACCEPTABLE
11S010355	SNUBBER	LIMITED VT3	N/A	N/A	2	ACCEPTABLE
11S010405	SNUBBER	LIMITED VT3	N/A	N/A	2	ACCEPTABLE
11S010425	SNUBBER	VT3/FT	N/A	N/A	2	ACCEPTABLE
11S010465	SNUBBER	LIMITED VT3	N/A	N/A	2	ACCEPTABLE

FORM NIS-1 OWNER'S REPORT FOR INSERVICE INSPECTION

ATTACHMENT 1

TABLE 3

1. Owner: Illinois Power Company, 500 South 27th St., Decatur, IL 62525	4. Owner Certificate of Authorization: N/A
2. Plant: Clinton Power Station, P. O. Box 678, Rt. 54 E., Clinton, IL 61727	
3. Plant Unit: 1	5. National Board Number for Unit: N/A
5. Commercial Service Date: 4-24-87	

10. Abstract of Examinations: Listing of Scheduled Visual Examinations/Functional Tests of Component Supports

ITEM IDENTIFICATION	ITEM TYPE	EXAM TYPE	CODE ITEM	CODE CATEGORY	CODE CLASS	RESULTS
11S01049S	SNUBBER	LIMITED VT3	N/A	N/A	2	ACCEPTABLE
11S01053S	SNUBBER	LIMITED VT3	N/A	N/A	2	ACCEPTABLE
11S01055S	SNUBBER	LIMITED VT3	N/A	N/A	2	ACCEPTABLE
11S01074S	SNUBBER	VT3/FT	N/A	N/A	2	ACCEPTABLE
11S01075S	SNUBBER	LIMITED VT3	N/A	N/A	2	ACCEPTABLE
11S04015S	SNUBBER	LIMITED VT3	N/A	N/A	2	ACCEPTABLE
11S04018S	SNUBBER	VT3/FT	N/A	N/A	2	ACCEPTABLE
1LP04014X	RIGID SEISMIC SUPPORT	VT-3	F3	F-C	2	ACCEPTABLE
1LP04032X	RIGID SEISMIC SUPPORT	VT-3	F3	F-C	2	ACCEPTABLE
1LP04001R	RIGID SUPPORT	VT-3	F3	F-C	2	ACCEPTABLE
1LP04008R	RIGID SUPPORT	VT-3	F3	F-C	2	ACCEPTABLE
1LP03003S	SNUBBER	LIMITED VT3	N/A	N/A	2	ACCEPTABLE
1LP03006S	SNUBBER	LIMITED VT3	N/A	N/A	2	ACCEPTABLE
1LP03015S	SNUBBER	LIMITED VT3	N/A	N/A	2	ACCEPTABLE
1LP03016S	SNUBBER	LIMITED VT3	N/A	N/A	2	ACCEPTABLE
1LP04012S	SNUBBER	LIMITED VT3	F3	F-C	2	ACCEPTABLE
1LP04021S	SNUBBER	LIMITED VT3	N/A	N/A	2	ACCEPTABLE
1RB23542S	SNUBBER	LIMITED VT3	N/A	N/A	2	ACCEPTABLE
1MS38027S	SNUBBER	VT3/FT	N/A	N/A	2	ACCEPTABLE
1MS38072S	SNUBBER	LIMITED VT3	N/A	N/A	2	ACCEPTABLE
1MS38093S	SNUBBER	LIMITED VT3	N/A	N/A	2	ACCEPTABLE
1MS38094S	SNUBBER	LIMITED VT3	N/A	N/A	2	ACCEPTABLE
1MS38095S	SNUBBER	LIMITED VT3	N/A	N/A	2	ACCEPTABLE
1MS38096S	SNUBBER	VT3/FT	N/A	N/A	2	ACCEPTABLE
1MS46001S	SNUBBER	LIMITED VT3	N/A	N/A	2	ACCEPTABLE

FORM NIS-1 OWNER'S REPORT FOR INSERVICE INSPECTION

ATTACHMENT 1

TABLE 3

- | | |
|--|--|
| 1. Owner: Illinois Power Company, 500 South 27th St., Decatur, IL 62525 | 4. Owner Certificate of Authorization: N/A |
| 2. Plant: Clinton Power Station, P. O. Box 678, Rt. 54 E., Clinton, IL 61727 | |
| 3. Plant Unit: 1 | 6. National Board Number for Unit: N/A |
| 5. Commercial Service Date: 4-24-87 | |

10. Abstract of Examinations: Listing of Scheduled Visual Examinations/Functional Tests of Component Supports

ITEM IDENTIFICATION	ITEM TYPE	EXAM TYPE	CODE ITEM	CODE CATEGORY	CODE CLASS	RESULTS
1MS48003S	SNUBBER	LIMITED VT3	N/A	N/A	2	ACCEPTABLE
1MS48005S	SNUBBER	LIMITED VT3	N/A	N/A	2	ACCEPTABLE
1MS49003S	SNUBBER	LIMITED VT3	N/A	N/A	2	ACCEPTABLE, SEE NOTE 1
1MS49005S	SNUBBER	LIMITED VT3	N/A	N/A	2	ACCEPTABLE, SEE NOTE 1
1MS50001S	SNUBBER	LIMITED VT3	N/A	N/A	2	ACCEPTABLE
1MS50007S	SNUBBER	LIMITED VT3	N/A	N/A	2	ACCEPTABLE
1RB21595S	SNUBBER	LIMITED VT3	N/A	N/A	2	ACCEPTABLE
1RB21596S	SNUBBER	LIMITED VT3	N/A	N/A	2	ACCEPTABLE
1RB21597S	SNUBBER	LIMITED VT3	N/A	N/A	2	ACCEPTABLE
1RB21598S	SNUBBER	LIMITED VT3	N/A	N/A	2	ACCEPTABLE
1RB21599S	SNUBBER	LIMITED VT3	N/A	N/A	2	ACCEPTABLE
1RB21608S	SNUBBER	LIMITED VT3	N/A	N/A	2	ACCEPTABLE
1RB21609S	SNUBBER	LIMITED VT3	N/A	N/A	2	ACCEPTABLE
1RB21610S	SNUBBER	LIMITED VT3	N/A	N/A	2	ACCEPTABLE
1RB21611S	SNUBBER	LIMITED VT3	N/A	N/A	2	ACCEPTABLE
1RB21614S	SNUBBER	LIMITED VT3	N/A	N/A	2	ACCEPTABLE
1RB21616S	SNUBBER	LIMITED VT3	N/A	N/A	2	ACCEPTABLE
1RB21637S	SNUBBER	LIMITED VT3	N/A	N/A	2	ACCEPTABLE
1RB24565S	SNUBBER	VT3/FT	N/A	N/A	2	ACCEPTABLE
1RB24566S	SNUBBER	LIMITED VT3	N/A	N/A	2	ACCEPTABLE
1RB24568S	SNUBBER	LIMITED VT3	N/A	N/A	2	ACCEPTABLE
1RB24569S	SNUBBER	LIMITED VT3	N/A	N/A	2	ACCEPTABLE
1RB24571S	SNUBBER	LIMITED VT3	N/A	N/A	2	ACCEPTABLE
1RB24572S	SNUBBER	LIMITED VT3	N/A	N/A	2	ACCEPTABLE
1RB24573S	SNUBBER	LIMITED VT3	N/A	N/A	2	ACCEPTABLE

FORM NIS-1 OWNER'S REPORT FOR INSERVICE INSPECTION

ATTACHMENT 1

TABLE 3

- | | |
|--|--|
| 1. Owner: Illinois Power Company, 500 South 27th St., Decatur, IL 62525 | 4. Owner Certificate of Authorization: N/A |
| 2. Plant: Clinton Power Station, P. O. Box 678, Rt. 54 E., Clinton, IL 61727 | |
| 3. Plant Unit: 1 | 6. National Board Number for Unit: N/A |
| 5. Commercial Service Date: 4-24-87 | |

10. Abstract of Examinations: Listing of Scheduled Visual Examinations/Functional Tests of Component Supports

ITEM IDENTIFICATION	ITEM TYPE	EXAM TYPE	CODE ITEM	CODE CATEGORY	CODE CLASS	RESULTS
1RB24574S	SNUBBER	VT3/FT	N/A	N/A	2	ACCEPTABLE
1RB24575S	SNUBBER	LIMITED VT3	N/A	N/A	2	ACCEPTABLE
1RB24576S	SNUBBER	LIMITED VT3	N/A	N/A	2	ACCEPTABLE
1RB24577S	SNUBBER	LIMITED VT3	N/A	N/A	2	ACCEPTABLE
1RB24578S	SNUBBER	LIMITED VT3	N/A	N/A	2	ACCEPTABLE
1RB24579S	SNUBBER	LIMITED VT3	N/A	N/A	2	ACCEPTABLE
1RB24580S	SNUBBER	LIMITED VT3	N/A	N/A	2	ACCEPTABLE
1RB31597S	SNUBBER	LIMITED VT3	N/A	N/A	2	ACCEPTABLE
1PS10014S	SNUBBER	LIMITED VT3	N/A	N/A	2	ACCEPTABLE
1PS10016S	SNUBBER	LIMITED VT3	N/A	N/A	2	ACCEPTABLE
1PS10017S	SNUBBER	LIMITED VT3	N/A	N/A	2	ACCEPTABLE
1RH07104A	ANCHOR	VT-3	F3	F-C	2	ACCEPTABLE
1RH07027X	RIGID SEISMIC SUPPORT	VT-3	F3	F-C	2	ACCEPTABLE
1RH07064X	RIGID SEISMIC SUPPORT	VT-3	F3	F-C	2	ACCEPTABLE
1RH07071X	RIGID SEISMIC SUPPORT	VT-3	F3	F-C	2	ACCEPTABLE
1RH07088X	RIGID SEISMIC SUPPORT	VT-3	F3	F-C	2	ACCEPTABLE
1RH07112X	RIGID SEISMIC SUPPORT	VT-3	F3	F-C	2	ACCEPTABLE
1RH09066X	RIGID SEISMIC SUPPORT	VT-3	F3	F-C	2	ACCEPTABLE
1RH09074X	RIGID SEISMIC SUPPORT	VT-3	F3	F-C	2	ACCEPTABLE
1RH11004X	RIGID SEISMIC SUPPORT	VT-3	F3	F-C	2	ACCEPTABLE
1RH11012X	RIGID SEISMIC SUPPORT	VT-3	F3	F-C	2	ACCEPTABLE
1RH58002X	RIGID SEISMIC SUPPORT	VT-3	F3	F-C	2	ACCEPTABLE
1RH02020R	RIGID SUPPORT	VT-3	F3	F-C	2	ACCEPTABLE
1RH07057R	RIGID SUPPORT	VT-3	F3	F-C	2	ACCEPTABLE
1RH07082R	RIGID SUPPORT	VT-3	F3	F-C	2	ACCEPTABLE

FORM NIS-1 OWNER'S REPORT FOR INSERVICE INSPECTION

ATTACHMENT 1

TABLE 3

- | | |
|--|--|
| 1. Owner: Illinois Power Company, 500 South 27th St., Decatur, IL 62525 | 4. Owner Certificate of Authorization: N/A |
| 2. Plant: Clinton Power Station, P. O. Box 678, Rt. 54 E., Clinton, IL 61727 | |
| 3. Plant Unit: 1 | 6. National Board Number for Unit: N/A |
| 5. Commercial Service Date: 4-24-87 | |

10. Abstract of Examinations: Listing of Scheduled Visual Examinations/Functional Tests of Component Supports

ITEM IDENTIFICATION	ITEM TYPE	EXAM TYPE	CODE ITEM	CODE CATEGORY	CODE CLASS	RESULTS
1RH12021R	RIGID SUPPORT	VT-3	F3	F-C	2	ACCEPTABLE
1RB21628S	SNUBBER	LIMITED VT3	N/A	N/A	2	ACCEPTABLE
1RH02006S	SNUBBER	VT3/FT	F3	F-C	2	ACCEPTABLE
1RH02008S	SNUBBER	LIMITED VT3	F3	F-C	2	ACCEPTABLE
1RH02010S	SNUBBER	LIMITED VT3	F3	F-C	2	ACCEPTABLE
1RH02013S	SNUBBER	LIMITED VT3	F3	F-C	2	ACCEPTABLE
1RH02014S	SNUBBER	LIMITED VT3	F3	F-C	2	ACCEPTABLE
1RH02015S	SNUBBER	LIMITED VT3	F3	F-C	2	ACCEPTABLE
1RH02018S	SNUBBER	LIMITED VT3	F3	F-C	2	ACCEPTABLE
1RH02021S	SNUBBER	LIMITED VT3	F3	F-C	2	ACCEPTABLE
1RH04031S	SNUBBER	VT3/FT	F3	F-C	2	ACCEPTABLE
1RH07002S	SNUBBER	VT3/FT	F3	F-C	2	ACCEPTABLE
1RH07005S	SNUBBER	LIMITED VT3	F3	F-C	2	ACCEPTABLE
1RH07006S	SNUBBER	LIMITED VT3	F3	F-C	2	ACCEPTABLE
1RH07009S-DN	SNUBBER	LIMITED VT3	F3	F-C	2	ACCEPTABLE
1RH07009S-UP	SNUBBER	LIMITED VT3	F3	F-C	2	ACCEPTABLE
1RH07010S	SNUBBER	LIMITED VT3	F3	F-C	2	ACCEPTABLE
1RH07013S	SNUBBER	LIMITED VT3	F3	F-C	2	ACCEPTABLE
1RH07017S	SNUBBER	LIMITED VT3	F3	F-C	2	ACCEPTABLE
1RH07020S	SNUBBER	LIMITED VT3	F3	F-C	2	ACCEPTABLE
1RH07022S	SNUBBER	LIMITED VT3	F3	F-C	2	ACCEPTABLE
1RH07025S	SNUBBER	LIMITED VT3	F3	F-C	2	ACCEPTABLE
1RH07026S	SNUBBER	VT3/FT	F3	F-C	2	ACCEPTABLE
1RH07028S	SNUBBER	LIMITED VT3	F3	F-C	2	ACCEPTABLE
1RH07029S	SNUBBER	LIMITED VT3	F3	F-C	2	ACCEPTABLE

FORM NIS-1 OWNER'S REPORT FOR INSERVICE INSPECTION

ATTACHMENT 1

TABLE 3

- | | |
|--|--|
| 1. Owner: Illinois Power Company, 500 South 27th St., Decatur, IL 62525 | 4. Owner Certificate of Authorization: N/A |
| 2. Plant: Clinton Power Station, P. O. Box 678, Rt. 54 E., Clinton, IL 61727 | |
| 3. Plant Unit: 1 | 6. National Board Number for Unit: N/A |
| 5. Commercial Service Date: 4-24-87 | |

10. Abstract of Examinations: Listing of Scheduled Visual Examinations/Functional Tests of Component Supports

ITEM IDENTIFICATION	ITEM TYPE	EXAM TYPE	CODE ITEM	CODE CATEGORY	CODE CLASS	RESULTS
1RH07030S	SNUBBER	LIMITED VT3	F3	F-C	2	ACCEPTABLE
1RH07032S	SNUBBER	VT3/FT	F3	F-C	2	ACCEPTABLE
1RH07033S	SNUBBER	LIMITED VT3	F3	F-C	2	ACCEPTABLE
1RH07035S-DN	SNUBBER	LIMITED VT3	F3	F-C	2	ACCEPTABLE
1RH07035S-UP	SNUBBER	LIMITED VT3	F3	F-C	2	ACCEPTABLE
1RH07036S	SNUBBER	LIMITED VT3	F3	F-C	2	ACCEPTABLE
1RH07037S	SNUBBER	LIMITED VT3	F3	F-C	2	ACCEPTABLE
1RH07040S	SNUBBER	LIMITED VT3	F3	F-C	2	ACCEPTABLE
1RH07041S	SNUBBER	LIMITED VT3	F3	F-C	2	ACCEPTABLE
1RH07042S	SNUBBER	LIMITED VT3	F3	F-C	2	ACCEPTABLE
1RH07045S	SNUBBER	LIMITED VT3	F3	F-C	2	ACCEPTABLE
1RH07047S-N	SNUBBER	LIMITED VT3	N/A	N/A	2	ACCEPTABLE
1RH07047S-S	SNUBBER	LIMITED VT3	N/A	N/A	2	ACCEPTABLE
1RH07048S	SNUBBER	LIMITED VT3	N/A	N/A	2	ACCEPTABLE
1RH07049S	SNUBBER	LIMITED VT3	N/A	N/A	2	ACCEPTABLE
1RH07050S	SNUBBER	LIMITED VT3	N/A	N/A	2	ACCEPTABLE
1RH07052S	SNUBBER	LIMITED VT3	N/A	N/A	2	ACCEPTABLE
1RH07058S	SNUBBER	LIMITED VT3	F3	F-C	2	ACCEPTABLE
1RH07065S	SNUBBER	LIMITED VT3	F3	F-C	2	ACCEPTABLE
1RH07067S	SNUBBER	VT3/FT	F3	F-C	2	ACCEPTABLE
1RH07069S	SNUBBER	LIMITED VT3	F3	F-C	2	ACCEPTABLE
1RH07072S-E	SNUBBER	LIMITED VT3	F3	F-C	2	ACCEPTABLE
1RH07072S-W	SNUBBER	LIMITED VT3	F3	F-C	2	ACCEPTABLE
1RH07073S	SNUBBER	LIMITED VT3	F3	F-C	2	ACCEPTABLE
1RH07087S	SNUBBER	LIMITED VT3	F3	F-C	2	ACCEPTABLE

FORM NIS-1 OWNER'S REPORT FOR INSERVICE INSPECTION

ATTACHMENT 1

TABLE 3

- | | |
|--|--|
| 1. Owner: Illinois Power Company, 500 South 27th St., Decatur, IL 62525 | 4. Owner Certificate of Authorization: N/A |
| 2. Plant: Clinton Power Station, P. O. Box 678, Rt. 54 E., Clinton, IL 61727 | |
| 3. Plant Unit: 1 | 6. National board Number for Unit: N/A |
| 5. Commercial Service Date: 4-24-87 | |

10. Abstract of Examinations: Listing of Scheduled Visual Examinations/Functional Tests of Component Supports

ITEM IDENTIFICATION	ITEM TYPE	EXAM TYPE	CODE ITEM	CODE CATEGORY	CODE CLASS	RESULTS
1RH07095S	SNUBBER	LIMITED VT3	F3	F-C	2	ACCEPTABLE
1RH07107S	SNUBBER	LIMITED VT3	F3	F-C	2	ACCEPTABLE
1RH07108S	SNUBBER	LIMITED VT3	F3	F-C	2	ACCEPTABLE
1RH07110S	SNUBBER	LIMITED VT3	N/A	N/A	2	ACCEPTABLE
1RH07111S	SNUBBER	LIMITED VT3	N/A	N/A	2	ACCEPTABLE
1RH07114S-E	SNUBBER	LIMITED VT3	F3	F-C	2	ACCEPTABLE
1RH07114S-W	SNUBBER	LIMITED VT3	F3	F-C	2	ACCEPTABLE
1RH07115S-DN	SNUBBER	LIMITED VT3	F3	F-C	2	ACCEPTABLE
1RH07115S-UP	SNUBBER	LIMITED VT3	F3	F-C	2	ACCEPTABLE
1RH07118S	SNUBBER	LIMITED VT3	F3	F-C	2	ACCEPTABLE
1RH07119S-E	SNUBBER	LIMITED VT3	N/A	N/A	2	ACCEPTABLE
1RH07119S-W	SNUBBER	LIMITED VT3	N/A	N/A	2	ACCEPTABLE
1RH07121S	SNUBBER	LIMITED VT3	F3	F-C	2	ACCEPTABLE
1RH07122S	SNUBBER	LIMITED VT3	N/A	N/A	2	ACCEPTABLE
1RH07123S	SNUBBER	LIMITED VT3	N/A	N/A	2	ACCEPTABLE
1RH07124S-DN	SNUBBER	LIMITED VT3	N/A	N/A	2	ACCEPTABLE
1RH07124S-UP	SNUBBER	LIMITED VT3	N/A	N/A	2	ACCEPTABLE
1RH07125S	SNUBBER	LIMITED VT3	F3	F-C	2	ACCEPTABLE
1RH08002S	SNUBBER	LIMITED VT3	F3	F-C	2	ACCEPTABLE
1RH08004S-N	SNUBBER	LIMITED VT3	F3	F-C	2	ACCEPTABLE
1RH08004S-S	SNUBBER	LIMITED VT3	F3	F-C	2	ACCEPTABLE
1RH08008S	SNUBBER	LIMITED VT3	F3	F-C	2	ACCEPTABLE
1RH08009S	SNUBBER	LIMITED VT3	F3	F-C	2	ACCEPTABLE
1RH08010S	SNUBBER	LIMITED VT3	N/A	N/A	2	ACCEPTABLE
1RH08012S	SNUBBER	LIMITED VT3	N/A	N/A	2	ACCEPTABLE

FORM NIS-1 OWNER'S REPORT FOR INSERVICE INSPECTION

ATTACHMENT 1

TABLE 3

- | | |
|--|--|
| 1. Owner: Illinois Power Company, 500 South 27th St., Decatur, IL 62525 | 4. Owner Certificate of Authorization: N/A |
| 2. Plant: Clinton Power Station, P. O. Box 678, Rt. 54 E., Clinton, IL 61727 | |
| 3. Plant Unit: 1 | 6. National Board Number for Unit: N/A |
| 5. Commercial Service Date: 4-24-87 | |

10. Abstract of Examinations: Listing of Scheduled Visual Examinations/Functional Tests of Component Supports

ITEM IDENTIFICATION	ITEM TYPE	EXAM TYPE	CODE ITEM	CODE CATEGORY	CODE CLASS	RESULTS
1RH080145	SNUBBER	LIMITED VT3	F3	F-C	2	ACCEPTABLE
1RH080155	SNUBBER	LIMITED VT3	F3	F-C	2	ACCEPTABLE
1RH080175	SNUBBER	VT3/FT	F3	F-C	2	ACCEPTABLE
1RH080185	SNUBBER	LIMITED VT3	F3	F-C	2	ACCEPTABLE
1RH080205	SNUBBER	LIMITED VT3	F3	F-C	2	ACCEPTABLE
1RH080245	SNUBBER	LIMITED VT3	F3	F-C	2	ACCEPTABLE
1RH080265	SNUBBER	VT3/FT	N/A	N/A	2	ACCEPTABLE
1RH080295	SNUBBER	LIMITED VT3	F3	F-C	2	ACCEPTABLE
1RH080325	SNUBBER	LIMITED VT3	F3	F-C	2	ACCEPTABLE
1RH080435	SNUBBER	LIMITED VT3	N/A	N/A	2	ACCEPTABLE
1RH080455	SNUBBER	LIMITED VT3	N/A	N/A	2	ACCEPTABLE
1RH080475	SNUBBER	VT3/FT	F3	F-C	2	ACCEPTABLE
1RH080485	SNUBBER	LIMITED VT3	N/A	N/A	2	ACCEPTABLE
1RH080495	SNUBBER	LIMITED VT3	F3	F-C	2	ACCEPTABLE
1RH080535	SNUBBER	LIMITED VT3	F3	F-C	2	ACCEPTABLE
1RH080555	SNUBBER	LIMITED VT3	F3	F-C	2	ACCEPTABLE
1RH080585	SNUBBER	LIMITED VT3	F3	F-C	2	ACCEPTABLE
1RH080595	SNUBBER	LIMITED VT3	F3	F-C	2	ACCEPTABLE
1RH080655	SNUBBER	LIMITED VT3	F3	F-C	2	ACCEPTABLE
1RH080665	SNUBBER	LIMITED VT3	F3	F-C	2	ACCEPTABLE
1RH080685	SNUBBER	LIMITED VT3	F3	F-C	2	ACCEPTABLE
1RH080695	SNUBBER	LIMITED VT3	F3	F-C	2	ACCEPTABLE
1RH080705	SNUBBER	LIMITED VT3	F3	F-C	2	ACCEPTABLE
1RH080715	SNUBBER	LIMITED VT3	F3	F-C	2	ACCEPTABLE
1RH080735	SNUBBER	LIMITED VT3	F3	F-C	2	ACCEPTABLE

FORM NIS-1 OWNER'S REPORT FOR INSERVICE INSPECTION

ATTACHMENT 1

TABLE 3

1. Owner: Illinois Power Company, 500 South 27th St., Decatur, IL 62525	4. Owner Certificate of Authorization: N/A
2. Plant: Clinton Power Station, P. O. Box 678, Rt. 54 E., Clinton, IL 61727	
3. Plant Unit: 1	6. National Board Number for Unit: N/A
5. Commercial Service Date: 4-24-87	

10. Abstract of Examinations: Listing of Scheduled Visual Examinations/Functional Tests of Component Supports

ITEM IDENTIFICATION	ITEM TYPE	EXAM TYPE	CODE ITEM	CODE CATEGORY	CODE CLASS	RESULTS
1RH080765	SNUBBER	LIMITED VT3	F3	F-C	2	ACCEPTABLE
1RH080775	SNUBBER	VT3/FT	F3	F-C	2	ACCEPTABLE
1RH080815	SNUBBER	LIMITED VT3	F3	F-C	2	ACCEPTABLE
1RH080825	SNUBBER	LIMITED VT3	F3	F-C	2	ACCEPTABLE
1RH080835	SNUBBER	LIMITED VT3	F3	F-C	2	ACCEPTABLE
1RH080865	SNUBBER	LIMITED VT3	F3	F-C	2	ACCEPTABLE
1RH080875	SNUBBER	LIMITED VT3	F3	F-C	2	ACCEPTABLE
1RH080885	SNUBBER	LIMITED VT3	F3	F-C	2	ACCEPTABLE
1RH080905	SNUBBER	LIMITED VT3	F3	F-C	2	ACCEPTABLE
1RH080925	SNUBBER	LIMITED VT3	N/A	N/A	2	ACCEPTABLE
1RH080935	SNUBBER	LIMITED VT3	N/A	N/A	2	ACCEPTABLE
1RH080945	SNUBBER	LIMITED VT3	N/A	N/A	2	ACCEPTABLE
1RH080955	SNUBBER	LIMITED VT3	N/A	N/A	2	ACCEPTABLE
1RH080965	SNUBBER	LIMITED VT3	N/A	N/A	2	ACCEPTABLE
1RH080985	SNUBBER	LIMITED VT3	N/A	N/A	2	ACCEPTABLE
1RH081005	SNUBBER	LIMITED VT3	F3	F-C	2	ACCEPTABLE
1RH081015	SNUBBER	LIMITED VT3	F3	F-C	2	ACCEPTABLE
1RH081025	SNUBBER	LIMITED VT3	F3	F-C	2	ACCEPTABLE
1RH081035	SNUBBER	LIMITED VT3	F3	F-C	2	ACCEPTABLE
1RH081055	SNUBBER	LIMITED VT3	N/A	N/A	2	ACCEPTABLE
1RH081075	SNUBBER	LIMITED VT3	F3	F-C	2	ACCEPTABLE
1RH081115	SNUBBER	LIMITED VT3	F3	F-C	2	ACCEPTABLE
1RH081125	SNUBBER	VT3/FT	F3	F-C	2	ACCEPTABLE
1RH090275	SNUBBER	VT3/FT	F3	F-C	2	VT3 ACC/FT SUBST. BY 1RH040585
1RH090295	SNUBBER	LIMITED VT3	F3	F-C	2	ACCEPTABLE

FORM NIS-1 OWNER'S REPORT FOR INSERVICE INSPECTION

ATTACHMENT 1

TABLE 3

1. Owner: Illinois Power Company, 500 South 27th St., Decatur, IL 62525	
2. Plant: Clinton Power Station, P. O. Box 678, Rt. 54 E., Clinton, IL 61727	
3. Plant Unit: 1	4. Owner Certificate of Authorization: N/A
5. Commercial Service Date: 4-24-87	6. National Board Number for Unit: N/A

10. Abstract of Examinations: Listing of Scheduled Visual Examinations/Functional Tests of Component Supports

ITEM IDENTIFICATION	ITEM TYPE	EXAM TYPE	CODE ITEM	CODE CATEGORY	CODE CLASS	RESULTS
1RH090315	SNUBBER	LIMITED VTS	F3	F-C	2	ACCEPTABLE
1RH090325	SNUBBER	LIMITED VTS	F3	F-C	2	ACCEPTABLE
1RH090335	SNUBBER	LIMITED VTS	F3	F-C	2	ACCEPTABLE
1RH090345	SNUBBER	LIMITED VTS	F3	F-C	2	ACCEPTABLE
1RH090365	SNUBBER	LIMITED VTS	F3	F-C	2	ACCEPTABLE
1RH090375	SNUBBER	LIMITED VTS	F3	F-C	2	ACCEPTABLE
1RH090385	SNUBBER	LIMITED VTS	F3	F-C	2	ACCEPTABLE
1RH090423-DN	SNUBBER	LIMITED VTS	F3	F-C	2	ACCEPTABLE
1RH090425-UP	SNUBBER	LIMITED VTS	F3	F-C	2	ACCEPTABLE
1RH090445	SNUBBER	LIMITED VTS	F3	F-C	2	ACCEPTABLE
1RH090455	SNUBBER	LIMITED VTS	F3	F-C	2	ACCEPTABLE
1RH090485	SNUBBER	LIMITED VTS	F3	F-C	2	ACCEPTABLE
1RH090535	SNUBBER	LIMITED VTS	F3	F-C	2	ACCEPTABLE
1RH090545	SNUBBER	LIMITED VTS	F3	F-C	2	ACCEPTABLE
1RH090555	SNUBBER	LIMITED VTS	F3	F-C	2	ACCEPTABLE
1RH090565	SNUBBER	LIMITED VTS	F3	F-C	2	ACCEPTABLE
1RH090595	SNUBBER	LIMITED VTS	F3	F-C	2	ACCEPTABLE
1RH090605	SNUBBER	LIMITED VTS	F3	F-C	2	ACCEPTABLE
1RH090625	SNUBBER	LIMITED VTS	F3	F-C	2	ACCEPTABLE
1RH090655	SNUBBER	LIMITED VTS	F3	F-C	2	ACCEPTABLE
1RH090675	SNUBBER	LIMITED VTS	F3	F-C	2	ACCEPTABLE
1RH090685	SNUBBER	LIMITED VTS	F3	F-C	2	ACCEPTABLE
1RH090695	SNUBBER	LIMITED VTS	F3	F-C	2	ACCEPTABLE
1RH090705	SNUBBER	LIMITED VTS	F3	F-C	2	ACCEPTABLE
1RH090715	SNUBBER	LIMITED VTS	F3	F-C	2	ACCEPTABLE

FORM NIS-1 OWNER'S REPORT FOR INSERVICE INSPECTION

ATTACHMENT 1

TABLE 3

- | | |
|--|--|
| 1. Owner: Illinois Power Company, 500 South 27th St., Decatur, IL 62525 | 4. Owner Certificate of Authorization: N/A |
| 2. Plant: Clinton Power Station, P. O. Box 678, Rt. 54 E., Clinton, IL 61727 | |
| 3. Plant Unit: 1 | 6. National Board Number for Unit: N/A |
| 5. Commercial Service Date: 4-24-87 | |

10. Abstract of Examinations: Listing of Scheduled Visual Examinations/Functional Tests of Component Supports

ITEM IDENTIFICATION	ITEM TYPE	EXAM TYPE	CODE ITEM	CODE CATEGORY	CODE CLASS	RESULTS
1RH09075S	SNUBBER	VT3/FT	F3	F-C	2	ACCEPTABLE
1RH09076S	SNUBBER	LIMITED VT3	F3	F-C	2	ACCEPTABLE
1RH09083S	SNUBBER	LIMITED VT3	F3	F-C	2	ACCEPTABLE
1RH09084S	SNUBBER	LIMITED VT3	F3	F-C	2	ACCEPTABLE
1RH09086S	SNUBBER	LIMITED VT3	F3	F-C	2	ACCEPTABLE
1RH09087S	SNUBBER	LIMITED VT3	F3	F-C	2	ACCEPTABLE
1RH09088S	SNUBBER	LIMITED VT3	F3	F-C	2	ACCEPTABLE
1RH09089S-E	SNUBBER	LIMITED VT3	F3	F-C	2	ACCEPTABLE
1RH09089S-W	SNUBBER	LIMITED VT3	F3	F-C	2	ACCEPTABLE
1RH09091S	SNUBBER	LIMITED VT3	F3	F-C	2	ACCEPTABLE
1RH10008S	SNUBBER	LIMITED VT3	N/A	N/A	2	ACCEPTABLE
1RH10011S	SNUBBER	LIMITED VT3	F3	F-C	2	ACCEPTABLE
1RH11009S	SNUBBER	VT3/FT	F3	F-C	2	ACCEPTABLE
1RH11011S	SNUBBER	LIMITED VT3	F3	F-C	2	ACCEPTABLE
1RH12002S	SNUBBER	LIMITED VT3	F3	F-C	2	ACCEPTABLE
1RH12007S	SNUBBER	LIMITED VT3	N/A	N/A	2	ACCEPTABLE
1RH13015S	SNUBBER	LIMITED VT3	N/A	N/A	2	ACCEPTABLE
1RH14006S	SNUBBER	LIMITED VT3	F3	F-C	2	ACCEPTABLE
1RH14007S	SNUBBER	LIMITED VT3	F3	F-C	2	ACCEPTABLE
1RH14008S	SNUBBER	LIMITED VT3	F3	F-C	2	ACCEPTABLE
1RH14009S	SNUBBER	LIMITED VT3	F3	F-C	2	ACCEPTABLE
1RH14010S	SNUBBER	LIMITED VT3	F3	F-C	2	ACCEPTABLE
1RH16011S	SNUBBER	LIMITED VT3	N/A	N/A	2	ACCEPTABLE
1RH16013S-E	SNUBBER	VT3/FT	N/A	N/A	2	ACCEPTABLE
1RH16013S-W	SNUBBER	VT3/FT	N/A	N/A	2	ACCEPTABLE

FORM NIS-1 OWNER'S REPORT FOR INSERVICE INSPECTION

ATTACHMENT 1

TABLE 3

- | | |
|--|--|
| 1. Owner: Illinois Power Company, 500 South 27th St., Decatur, IL 62525 | 4. Owner Certificate of Authorization: N/A |
| 2. Plant: Clinton Power Station, P. O. Box 678, Rt. 54 E., Clinton, IL 61727 | |
| 3. Plant Unit: 1 | 6. National Board Number for Unit: N/A |
| 5. Commercial Service Date: 4-24-87 | |

10. Abstract of Examinations: Listing of Scheduled Visual Examinations/Functional Tests of Component Supports

ITEM IDENTIFICATION	ITEM TYPE	EXAM TYPE	CODE ITEM	CODE CATEGORY	CODE CLASS	RESULTS
1RH160345	SNUBBER	LIMITED VT3	N/A	N/A	2	ACCEPTABLE
1RH160355	SNUBBER	LIMITED VT3	N/A	N/A	2	ACCEPTABLE
1RH170025	SNUBBER	VT3/FT	N/A	N/A	2	ACCEPTABLE
1RH170075	SNUBBER	LIMITED VT3	N/A	N/A	2	ACCEPTABLE
1RH230055	SNUBBER	VT3/FT	N/A	N/A	2	ACCEPTABLE
1RH230065	SNUBBER	LIMITED VT3	N/A	N/A	2	ACCEPTABLE
1RH620115	SNUBBER	LIMITED VT3	N/A	N/A	2	ACCEPTABLE
1RH620375	SNUBBER	VT3/FT	N/A	N/A	2	ACCEPTABLE
1RH620395	SNUBBER	VT3/FT	N/A	N/A	2	ACCEPTABLE
1RH630175	SNUBBER	LIMITED VT3	N/A	N/A	2	ACCEPTABLE
1RH640045	SNUBBER	VT3/FT	N/A	N/A	2	ACCEPTABLE
1RH700165	SNUBBER	LIMITED VT3	N/A	N/A	2	ACCEPTABLE
1RH710065	SNUBBER	LIMITED VT3	N/A	N/A	2	ACCEPTABLE
1RH710115	SNUBBER	LIMITED VT3	N/A	N/A	2	ACCEPTABLE
1RH710135	SNUBBER	LIMITED VT3	N/A	N/A	2	ACCEPTABLE
1RH710185	SNUBBER	VT3/FT	N/A	N/A	2	ACCEPTABLE
1RH720155	SNUBBER	LIMITED VT3	N/A	N/A	2	ACCEPTABLE
1RH720405	SNUBBER	LIMITED VT3	N/A	N/A	2	ACCEPTABLE
1RH720445	SNUBBER	LIMITED VT3	N/A	N/A	2	ACCEPTABLE
1RH730025	SNUBBER	LIMITED VT3	N/A	N/A	2	ACCEPTABLE
1RH800065	SNUBBER	LIMITED VT3	N/A	N/A	2	ACCEPTABLE
1RH810065	SNUBBER	LIMITED VT3	N/A	N/A	2	ACCEPTABLE
1RH820025	SNUBBER	LIMITED VT3	N/A	N/A	2	ACCEPTABLE
1SX300065	SNUBBER	VT3/FT	N/A	N/A	2	ACCEPTABLE
1SX300085	SNUBBER	LIMITED VT3	N/A	N/A	2	ACCEPTABLE

FORM NIS-1 OWNER'S REPORT FOR INSERVICE INSPECTION

ATTACHMENT 1

TABLE 3

- | | |
|--|--|
| 1. Owner: Illinois Power Company, 500 South 27th St., Decatur, IL 62525 | 4. Owner Certificate of Authorization: N/A |
| 2. Plant: Clinton Power Station, P. O. Box 678, Rt. 54 E., Clinton, IL 61727 | |
| 3. Plant Unit: 1 | 6. National Board Number for Unit: N/A |
| 5. Commercial Service Date: 4-24-87 | |

10. Abstract of Examinations: Listing of Scheduled Visual Examinations/Functional Tests of Component Supports

ITEM IDENTIFICATION	ITEM TYPE	EXAM TYPE	CODE ITEM	CODE CATEGORY	CODE CLASS	RESULTS
RHR PUMP "A"	SUPPORT COMPONENTS	VT-3	F3	F-C	2	ACCEPTABLE
RHR-HE "B"	SUPPORT COMPONENTS	VT-3	F3	F-C	2	ACCEPTABLE
1RH02012V	VARIABLE SUPPORT	VT-3	F3	F-C	2	ACCEPTABLE
1RH07011V	VARIABLE SUPPORT	VT-3	F3	F-C	2	ACCEPTABLE
1RH07021V	VARIABLE SUPPORT	VT-3	F3	F-C	2	ACCEPTABLE
1RH09012V	VARIABLE SUPPORT	VT-3	F3	F-C	2	ACCEPTABLE
1RH14005V	VARIABLE SUPPORT	VT-3	F3	F-C	2	ACCEPTABLE
1RI02001G	GUIDE SUPPORT	VT-3	F3	F-C	2	ACCEPTABLE
1RI08002G	GUIDE SUPPORT	VT-3	F3	F-C	2	ACCEPTABLE
1RI03005X	RIGID SEISMIC SUPPORT	VT-3	F3	F-C	2	ACCEPTABLE
1RI08008R	RIGID SUPPORT	VT-3	F3	F-C	2	ACCEPTABLE
1RB21620S	SNUBBER	LIMITED VT3	N/A	N/A	2	ACCEPTABLE
1RB21621S	SNUBBER	LIMITED VT3	N/A	N/A	2	ACCEPTABLE
1RB31532S	SNUBBER	LIMITED VT3	N/A	N/A	2	ACCEPTABLE
1RI02008S	SNUBBER	LIMITED VT3	F3	F-C	2	ACCEPTABLE
1RI02009S	SNUBBER	LIMITED VT3	F3	F-C	2	ACCEPTABLE
1RI02016S	SNUBBER	LIMITED VT3	N/A	N/A	2	ACCEPTABLE
1RI02018S	SNUBBER	LIMITED VT3	N/A	N/A	2	ACCEPTABLE
1RI03009S	SNUBBER	LIMITED VT3	F3	F-C	2	ACCEPTABLE
1RI03010S	SNUBBER	LIMITED VT3	F3	F-C	2	ACCEPTABLE
1RI03013S	SNUBBER	LIMITED VT3	F3	F-C	2	ACCEPTABLE
1RI03015S	SNUBBER	LIMITED VT3	F3	F-C	2	ACCEPTABLE
1RI07018S	SNUBBER	LIMITED VT3	N/A	N/A	2	ACCEPTABLE
1RI08010S	SNUBBER	LIMITED VT3	F3	F-C	2	ACCEPTABLE
1RI13004S	SNUBBER	LIMITED VT3	N/A	N/A	2	ACCEPTABLE

FORM NIS-1 OWNER'S REPORT FOR INSERVICE INSPECTION

ATTACHMENT 1

TABLE 3

- | | |
|--|--|
| 1. Owner: Illinois Power Company, 500 South 27th St., Decatur, IL 62525 | 4. Owner Certificate of Authorization: N/A |
| 2. Plant: Clinton Power Station, P. O. Box 678, Rt. 54 E., Clinton, IL 61727 | |
| 3. Plant Unit: 1 | 6. National Board Number for Unit: N/A |
| 5. Commercial Service Date: 4-24-87 | |

10. Abstract of Examinations: Listing of Scheduled Visual Examinations/Functional Tests of Component Supports

ITEM IDENTIFICATION	ITEM TYPE	EXAM TYPE	CODE ITEM	CODE CATEGORY	CODE CLASS	RESULTS
1R1210065	SNUBBER	LIMITED VT3	N/A	N/A	2	ACCEPTABLE
1R1460025	SNUBBER	VT3/FT	N/A	N/A	2	ACCEPTABLE
1R1460035	SNUBBER	VT3/FT	N/A	N/A	2	ACCEPTABLE
1RB145535	SNUBBER	LIMITED VT3	N/A	N/A	2	ACCEPTABLE
1RB145545	SNUBBER	LIMITED VT3	N/A	N/A	2	ACCEPTABLE
1RR090065	SNUBBER	LIMITED VT3	N/A	N/A	2	ACCEPTABLE
1RR090095	SNUBBER	LIMITED VT3	N/A	N/A	2	ACCEPTABLE
1RR100065	SNUBBER	LIMITED VT3	N/A	N/A	2	ACCEPTABLE
1RR100095	SNUBBER	LIMITED VT3	N/A	N/A	2	ACCEPTABLE
1RR290145	SNUBBER	VT3/FT	N/A	N/A	2	ACCEPTABLE
1RR290225	SNUBBER	VT3/FT	N/A	N/A	2	ACCEPTABLE
1RR290265	SNUBBER	LIMITED VT3	N/A	N/A	2	ACCEPTABLE
1RB115345	SNUBBER	LIMITED VT3	N/A	N/A	2	ACCEPTABLE
1RB115355	SNUBBER	LIMITED VT3	N/A	N/A	2	ACCEPTABLE
1RB115375	SNUBBER	LIMITED VT3	N/A	N/A	2	ACCEPTABLE
1RB115395	SNUBBER	LIMITED VT3	N/A	N/A	2	ACCEPTABLE
1RT080035	SNUBBER	LIMITED VT3	N/A	N/A	2	ACCEPTABLE
1RT080075	SNUBBER	LIMITED VT3	N/A	N/A	2	ACCEPTABLE
1SD90-SP1	SUPPORT COMPONENTS	VT-3	F3	F-C	2	ACCEPTABLE
1SD90-SP13	SUPPORT COMPONENTS	VT-3	F3	F-C	2	ACCEPTABLE
1SD90-SP5	SUPPORT COMPONENTS	VT-3	F3	F-C	2	ACCEPTABLE
1SD90-SP9	SUPPORT COMPONENTS	VT-3	F3	F-C	2	ACCEPTABLE
1SM010025	SNUBBER	LIMITED VT3	N/A	N/A	2	ACCEPTABLE
1SM020025	SNUBBER	LIMITED VT3	N/A	N/A	2	ACCEPTABLE
1CC070555	SNUBBER	LIMITED VT3	N/A	N/A	3	ACCEPTABLE

FORM NIS-1 OWNER'S REPORT FOR INSERVICE INSPECTION

ATTACHMENT 1

TABLE 3

- | | |
|--|--|
| 1. Owner: Illinois Power Company, 500 South 27th St., Decatur, IL 62525 | 4. Owner Certificate of Authorization: N/A |
| 2. Plant: Clinton Power Station, P. O. Box 676, Rt. 54 E., Clinton, IL 61727 | |
| 3. Plant Unit: 1 | 5. National Board Number for Unit: N/A |
| 5. Commercial Service Date: 4-24-87 | |

10. Abstract of Examinations: Listing of Scheduled Visual Examinations/Functional Tests of Component Supports

ITEM IDENTIFICATION	ITEM TYPE	EXAM TYPE	CODE ITEM	CODE CATEGORY	CODE CLASS	RESULTS
1FC01014S	SNUBBER	LIMITED VT3	N/A	N/A	3	ACCEPTABLE
1FC01016S	SNUBBER	LIMITED VT3	N/A	N/A	3	ACCEPTABLE
1FC01022S	SNUBBER	LIMITED VT3	N/A	N/A	3	ACCEPTABLE
1FC03076S-E	SNUBBER	LIMITED VT3	N/A	N/A	3	ACCEPTABLE
1FC03076S-W	SNUBBER	LIMITED VT3	N/A	N/A	3	ACCEPTABLE
1FC03081S	SNUBBER	LIMITED VT3	N/A	N/A	3	ACCEPTABLE
1FC11005S	SNUBBER	LIMITED VT3	N/A	N/A	3	ACCEPTABLE
1RH07094S	SNUBBER	LIMITED VT3	N/A	N/A	3	ACCEPTABLE
1RH09079S	SNUBBER	LIMITED VT3	N/A	N/A	3	ACCEPTABLE
1RH09081S	SNUBBER	VT3/FT	N/A	N/A	3	ACCEPTABLE
1RH09082S	SNUBBER	LIMITED VT3	N/A	N/A	3	ACCEPTABLE
1RH09090S-E	SNUBBER	LIMITED VT3	N/A	N/A	3	ACCEPTABLE
1RH09090S-W	SNUBBER	LIMITED VT3	N/A	N/A	3	ACCEPTABLE
1MS21020A	ANCHOR	VT-3	F3	F-C	3	ACCEPTABLE
1MS26007C	CONSTANT SUPPORT	VT-3	F3	F-C	3	ACCEPTABLE
1MS28008C	CONSTANT SUPPORT	VT-3	F3	F-C	3	ACCEPTABLE
1MS31009C	CONSTANT SUPPORT	VT-3	F3	F-C	3	ACCEPTABLE
1MS21004S-WA	INTEGRALLY WELDED ATTACHMENT	VT-3	D1.20	D-A	3	ACCEPTABLE
1MS21020A-WA	INTEGRALLY WELDED ATTACHMENT	VT-3	D1.20	D-A	3	ACCEPTABLE
1MS23007S-WA	INTEGRALLY WELDED ATTACHMENT	VT-3	D1.20	D-A	3	ACCEPTABLE
1MS27011S-WA	INTEGRALLY WELDED ATTACHMENT	VT-3	D1.20	D-A	3	ACCEPTABLE
1MS29007S-WA	INTEGRALLY WELDED ATTACHMENT	VT-3	D1.20	D-A	3	ACCEPTABLE
1MS30001S-WA	INTEGRALLY WELDED ATTACHMENT	VT-3	D1.20	D-A	3	ACCEPTABLE
1MS30013S-WA	INTEGRALLY WELDED ATTACHMENT	VT-3	D1.20	D-A	3	ACCEPTABLE
1MS31006X-WA	INTEGRALLY WELDED ATTACHMENT	VT-3	D1.20	D-A	3	ACCEPTABLE

FORM NIS-1 OWNER'S REPORT FOR INSERVICE INSPECTION

ATTACHMENT 1

TABLE 3

- | | |
|--|--|
| 1. Owner: Illinois Power Company, 500 South 27th St., Decatur, IL 62525 | 4. Owner Certificate of Authorization: N/A |
| 2. Plant: Clinton Power Station, P. O. Box 678, Rt. 54 E., Clinton, IL 61727 | |
| 3. Plant Unit: 1 | 6. National Board Number for Unit: N/A |
| 5. Commercial Service Date: 4-24-87 | |

10. Abstract of Examinations: Listing of Scheduled Visual Examinations/Functional Tests of Component Supports

ITEM IDENTIFICATION	ITEM TYPE	EXAM TYPE	CODE ITEM	CODE CATEGORY	CODE CLASS	RESULTS
1MS31009C-WA	INTEGRALLY WELDED ATTACHMENT	VT-3	D1.20	D-A	3	ACCEPTABLE
1MS32008S-WA	INTEGRALLY WELDED ATTACHMENT	VT-3	D1.20	D-A	3	ACCEPTABLE
1MS33008S-WA	INTEGRALLY WELDED ATTACHMENT	VT-3	D1.20	D-A	3	ACCEPTABLE
1MS34014S-WA	INTEGRALLY WELDED ATTACHMENT	VT-3	D1.20	D-A	3	ACCEPTABLE
1MS35001S-WA	INTEGRALLY WELDED ATTACHMENT	VT-3	D1.20	D-A	3	ACCEPTABLE
1MS35007X-WA	INTEGRALLY WELDED ATTACHMENT	VT-3	D1.20	D-A	3	ACCEPTABLE
1MS29012X	RIGID SEISMIC SUPPORT	VT-3	F3	F-C	3	ACCEPTABLE
1MS30007X	RIGID SEISMIC SUPPORT	VT-3	F3	F-C	3	ACCEPTABLE
1MS30016X	RIGID SEISMIC SUPPORT	VT-3	F3	F-C	3	ACCEPTABLE
1MS31006X	RIGID SEISMIC SUPPORT	VT-3	F3	F-C	3	ACCEPTABLE
1MS35007X	R SEISMIC SUPPORT	VT-3	F3	F-C	3	ACCEPTABLE
1MS27004R	k. SUPPORT	VT-3	F3	F-C	3	ACCEPTABLE
1MS10201S	SNUBBER	LIMITED VT3	N/A	N/A	3	ACCEPTABLE
1MS10401S	SNUBBER	LIMITED VT3	N/A	N/A	3	ACCEPTABLE
1MS10501S	SNUBBER	LIMITED VT3	N/A	N/A	3	ACCEPTABLE
1MS10602S	SNUBBER	LIMITED VT3	N/A	N/A	3	ACCEPTABLE
1MS10705S	SNUBBER	VT3/FT	N/A	N/A	3	ACCEPTABLE
1MS10706S	SNUBBER	LIMITED VT3	N/A	N/A	3	ACCEPTABLE
1MS10806S	SNUBBER	LIMITED VT3	N/A	N/A	3	ACCEPTABLE
1MS10808S	SNUBBER	LIMITED VT3	N/A	N/A	3	ACCEPTABLE
1MS10907S	SNUBBER	LIMITED VT3	N/A	N/A	3	ACCEPTABLE
1MS10909S	SNUBBER	LIMITED VT3	N/A	N/A	3	ACCEPTABLE
1MS10910S	SNUBBER	LIMITED VT3	N/A	N/A	3	ACCEPTABLE
1MS11106S	SNUBBER	LIMITED VT3	N/A	N/A	3	ACCEPTABLE
1MS11108S	SNUBBER	LIMITED VT3	N/A	N/A	3	ACCEPTABLE

FORM NIS-1 OWNER'S REPORT FOR INSERVICE INSPECTION

ATTACHMENT 1

TABLE 3

- | | |
|--|--|
| 1. Owner: Illinois Power Company, 500 South 27th St., Decatur, IL 62525 | 4. Owner Certificate of Authorization: N/A |
| 2. Plant: Clinton Power Station, P. O. Box 678, Rt. 54 E., Clinton, IL 61727 | |
| 3. Plant Unit: 1 | 6. National Board Number for Unit: N/A |
| 5. Commercial Service Date: 4-24-87 | |

10. Abstract of Examinations: Listing of Scheduled Visual Examinations/Functional Tests of Component Supports

ITEM IDENTIFICATION	ITEM TYPE	EXAM TYPE	CODE ITEM	CODE CATEGORY	CODE CLASS	RESULTS
1MS21003S	SNUBBER	VT3/FT	F3	F-C	3	ACCEPTABLE
1MS21004S	SNUBBER	LIMITED VT3	F3	F-C	3	ACCEPTABLE
1MS21006S	SNUBBER	LIMITED VT3	F3	F-C	3	ACCEPTABLE
1MS21008S	SNUBBER	LIMITED VT3	F3	F-C	3	ACCEPTABLE
1MS22004S	SNUBBER	LIMITED VT3	F3	F-C	3	ACCEPTABLE
1MS22006S	SNUBBER	VT3/FT	F3	F-C	3	ACCEPTABLE
1MS22007S	SNUBBER	LIMITED VT3	F3	F-C	3	ACCEPTABLE
1MS23004S	SNUBBER	VT3/FT	F3	F-C	3	ACCEPTABLE
1MS23005S	SNUBBER	LIMITED VT3	F3	F-C	3	ACCEPTABLE
1MS23007S	SNUBBER	LIMITED VT3	F3	F-C	3	ACCEPTABLE
1MS23009S	SNUBBER	LIMITED VT3	F3	F-C	3	ACCEPTABLE
1MS24004S	SNUBBER	LIMITED VT3	F3	F-C	3	ACCEPTABLE
1MS24005S	SNUBBER	LIMITED VT3	F3	F-C	3	ACCEPTABLE
1MS24006S	SNUBBER	VT3/FT	F3	F-C	3	ACCEPTABLE
1MS24010S	SNUBBER	LIMITED VT3	F3	F-C	3	ACCEPTABLE
1MS25004S	SNUBBER	VT3/FT	F3	F-C	3	ACCEPTABLE
1MS25005S	SNUBBER	LIMITED VT3	F3	F-C	3	ACCEPTABLE
1MS25006S	SNUBBER	LIMITED VT3	F3	F-C	3	ACCEPTABLE
1MS25009S	SNUBBER	LIMITED VT3	F3	F-C	3	ACCEPTABLE
1MS26004S	SNUBBER	LIMITED VT3	F3	F-C	3	ACCEPTABLE
1MS26005S	SNUBBER	VT3/FT	F3	F-C	3	ACCEPTABLE
1MS26008S	SNUBBER	LIMITED VT3	F3	F-C	3	ACCEPTABLE
1MS26009S	SNUBBER	LIMITED VT3	F3	F-C	3	ACCEPTABLE
1MS26010S	SNUBBER	LIMITED VT3	F3	F-C	3	ACCEPTABLE
1MS27001S	SNUBBER	VT3/FT	F3	F-C	3	ACCEPTABLE

FORM NIS-1 OWNER'S REPORT FOR INSERVICE INSPECTION

ATTACHMENT 1

TABLE 3

1. Owner: Illinois Power Company, 500 South 27th St., Decatur, IL 62525	
2. Plant: Clinton Power Station, P. O. Box 678, Rt. 54 E., Clinton, IL 61727	
3. Plant Unit: 1	4. Owner Certificate of Authorization: N/A
5. Commercial Service Date: 4-24-87	6. National Board Number for Unit: N/A

10. Abstract of Examinations: Listing of Scheduled Visual Examinations/Functional Tests of Component Supports

ITEM IDENTIFICATION	ITEM TYPE	EXAM TYPE	CODE ITEM	CODE CATEGORY	CODE CLASS	RESULTS
1MS27010S	SNUBBER	LIMITED VT3	F3	F-C	3	ACCEPTABLE
1MS27011S	SNUBBER	LIMITED VT3	F3	F-C	3	ACCEPTABLE
1MS27012S	SNUBBER	LIMITED VT3	F3	F-C	3	ACCEPTABLE
1MS28004S	SNUBBER	LIMITED VT3	F3	F-C	3	ACCEPTABLE
1MS28007S	SNUBBER	VT3/FT	F3	F-C	3	ACCEPTABLE
1MS28009S	SNUBBER	LIMITED VT3	F3	F-C	3	ACCEPTABLE
1MS28010S	SNUBBER	LIMITED VT3	F3	F-C	3	ACCEPTABLE
1MS29003S	SNUBBER	VT3/FT	F3	F-C	3	ACCEPTABLE
1MS29005S	SNUBBER	LIMITED VT3	F3	F-C	3	ACCEPTABLE
1MS29006S	SNUBBER	LIMITED VT3	F3	F-C	3	ACCEPTABLE
1MS29007S	SNUBBER	LIMITED VT3	F3	F-C	3	ACCEPTABLE
1MS29009S	SNUBBER	LIMITED VT3	F3	F-C	3	ACCEPTABLE
1MS30001S	SNUBBER	LIMITED VT3	F3	F-C	3	ACCEPTABLE
1MS30002S	SNUBBER	LIMITED VT3	F3	F-C	3	ACCEPTABLE
1MS30004S	SNUBBER	LIMITED VT3	F3	F-C	3	ACCEPTABLE
1MS30010S	SNUBBER	VT3/FT	F3	F-C	3	ACCEPTABLE
1MS30011S	SNUBBER	LIMITED VT3	F3	F-C	3	ACCEPTABLE
1MS30012S	SNUBBER	LIMITED VT3	F3	F-C	3	ACCEPTABLE
1MS30013S	SNUBBER	LIMITED VT3	F3	F-C	3	ACCEPTABLE
1MS30015S	SNUBBER	LIMITED VT3	F3	F-C	3	ACCEPTABLE
1MS31002S	SNUBBER	VT3/FT	F3	F-C	3	ACCEPTABLE
1MS31005S	SNUBBER	LIMITED VT3	F3	F-C	3	ACCEPTABLE
1MS31007S	SNUBBER	LIMITED VT3	F3	F-C	3	ACCEPTABLE
1MS32002S	SNUBBER	VT3/FT	F3	F-C	3	ACCEPTABLE
1MS32003S	SNUBBER	LIMITED VT3	F3	F-C	3	ACCEPTABLE

FORM NIS-1 OWNER'S REPORT FOR INSERVICE INSPECTION

ATTACHMENT 1

TABLE 3

- | | |
|--|--|
| 1. Owner: Illinois Power Company, 500 South 27th St., Decatur, IL 62525 | 4. Owner Certificate of Authorization: N/A |
| 2. Plant: Clinton Power Station, P. O. Box 678, Rt. 54 E., Clinton, IL 61727 | |
| 3. Plant Unit: 1 | 6. National Board Number for Unit: N/A |
| 5. Commercial Service Date: 4-24-87 | |

10. Abstract of Examinations: Listing of Scheduled Visual Examinations/functional Tests of Component Supports

ITEM IDENTIFICATION	ITEM TYPE	EXAM TYPE	CODE ITEM	CODE CATEGORY	CODE CLASS	RESULTS
1MS320055	SNUBBER	LIMITED	VT3 F3	F-C	3	ACCEPTABLE
1MS320085	SNUBBER	LIMITED	VT3 F3	F-C	3	ACCEPTABLE
1MS320095	SNUBBER	LIMITED	VT3 F3	F-C	3	ACCEPTABLE
1MS330065	SNUBBER	LIMITED	VT3 F3	F-C	3	ACCEPTABLE
1MS330085	SNUBBER	VT3/FT	F3	F-C	3	ACCEPTABLE
1MS330095	SNUBBER	LIMITED	VT3 F3	F-C	3	ACCEPTABLE
1MS340045	SNUBBER	LIMITED	VT3 F3	F-C	3	ACCEPTABLE
1MS340055	SNUBBER	LIMITED	VT3 F3	F-C	3	ACCEPTABLE
1MS340085	SNUBBER	LIMITED	VT3 F3	F-C	3	ACCEPTABLE
1MS340105	SNUBBER	LIMITED	VT3 F3	F-C	3	ACCEPTABLE
1MS340115	SNUBBER	LIMITED	VT3 F3	F-C	3	ACCEPTABLE
1MS340125	SNUBBER	LIMITED	VT3 F3	F-C	3	ACCEPTABLE
1MS340145	SNUBBER	VT3/FT	F3	F-C	3	ACCEPTABLE
1MS340165	SNUBBER	LIMITED	VT3 F3	F-C	3	ACCEPTABLE
1MS350025	SNUBBER	VT3/FT	F3	F-C	3	ACCEPTABLE
1MS350055	SNUBBER	VT3/FT	F3	F-C	3	ACCEPTABLE
1MS350105	SNUBBER	LIMITED	VT3 F3	F-C	3	ACCEPTABLE
1MS360015	SNUBBER	LIMITED	VT3 F3	F-C	3	ACCEPTABLE
1MS360065	SNUBBER	LIMITED	VT3 F3	F-C	3	ACCEPTABLE
1MS360085	SNUBBER	VT3/FT	F3	F-C	3	ACCEPTABLE
1MS360095	SNUBBER	LIMITED	VT3 F3	F-C	3	ACCEPTABLE
1MS360105	SNUBBER	LIMITED	VT3 F3	F-C	3	ACCEPTABLE
1MS360115	SNUBBER	LIMITED	VT3 F3	F-C	3	ACCEPTABLE
1MS360125	SNUBBER	VT3/FT	F3	F-C	3	ACCEPTABLE
1MS840025	SNUBBER	LIMITED	VT3 N/A	N/A	3	ACCEPTABLE

FORM NIS-1 OWNER'S REPORT FOR INSERVICE INSPECTION

ATTACHMENT 1

TABLE 3

- | | |
|--|--|
| 1. Owner: Illinois Power Company, 500 South 27th St., Decatur, IL 62525 | 4. Owner Certificate of Authorization: N/A |
| 2. Plant: Clinton Power Station, P. O. Box 678, Rt. 54 E., Clinton, IL 61727 | |
| 3. Plant Unit: 1 | 6. National Board Number for Unit: N/A |
| 5. Commercial Service Date: 4-24-87 | |

10. Abstract of Examinations: Listing of Scheduled Visual Examinations/Functional Tests of Component Supports

ITEM IDENTIFICATION	ITEM TYPE	EXAM TYPE	CODE ITEM	CODE CATEGORY	CODE CLASS	RESULTS
1MSB50025	SNUBBER	VT3/FT	N/A	N/A	3	ACCEPTABLE
1MSB50095	SNUBBER	LIMITED VT3	N/A	N/A	3	ACCEPTABLE
1MSB60015	SNUBBER	VT3/FT	N/A	N/A	3	ACCEPTABLE
1MSB60025	SNUBBER	LIMITED VT3	N/A	N/A	3	ACCEPTABLE
1MSB70095	SNUBBER	LIMITED VT3	N/A	N/A	3	ACCEPTABLE
1TX160495	SNUBBER	LIMITED VT3	N/A	N/A	3	ACCEPTABLE
1RT020265	SNUBBER	VT3/FT	N/A	N/A	3	ACCEPTABLE
1RT020725	SNUBBER	LIMITED VT3	F3	F-C	3	ACCEPTABLE
1RT020785	SNUBBER	LIMITED VT3	F3	F-C	3	ACCEPTABLE
1RT020845	SNUBBER	LIMITED VT3	F3	F-C	3	ACCEPTABLE
1RT050245	SNUBBER	VT3/FT	F3	F-C	3	ACCEPTABLE
1RT050525	SNUBBER	VT3/FT	N/A	N/A	3	ACCEPTABLE
1RT050655	SNUBBER	LIMITED VT3	F3	F-C	3	ACCEPTABLE
1RT050695	SNUBBER	VT3/FT	N/A	N/A	3	ACCEPTABLE
1RT060065	SNUBBER	LIMITED VT3	F3	F-C	3	ACCEPTABLE
1RT060095	SNUBBER	VT3/FT	N/A	N/A	3	FT UNACCEPTABLE
1RT060145	SNUBBER	VT3/FT	N/A	N/A	3	ACCEPTABLE
1RT060155	SNUBBER	LIMITED VT3	N/A	N/A	3	ACCEPTABLE
1RT060185	SNUBBER	LIMITED VT3	N/A	N/A	3	ACCEPTABLE
1RT060225	SNUBBER	VT3/FT	N/A	N/A	3	FT UNACCEPTABLE
1RT060265	SNUBBER	LIMITED VT3	N/A	N/A	3	ACCEPTABLE
1RT060295	SNUBBER	LIMITED VT3	N/A	N/A	3	ACCEPTABLE
1RT060335	SNUBBER	LIMITED VT3	N/A	N/A	3	ACCEPTABLE
1RT060375	SNUBBER	LIMITED VT3	N/A	N/A	3	ACCEPTABLE
1RT060405	SNUBBER	LIMITED VT3	N/A	N/A	3	ACCEPTABLE

FORM NIS-1 OWNER'S REPORT FOR INSERVICE INSPECTION

ATTACHMENT 1

TABLE 3

- | | |
|--|--|
| 1. Owner: Illinois Power Company, 500 South 27th St., Decatur, IL 62525 | 4. Owner Certificate of Authorization: N/A |
| 2. Plant: Clinton Power Station, P. O. Box 678, Rt. 54 E., Clinton, IL 61727 | 6. National Board Number for Unit: N/A |
| 3. Plant Unit: 1 | |
| 5. Commercial Service Date: 4-24-87 | |

10. Abstract of Examinations: Listing of Scheduled Visual Examinations/Functional Tests of Component Supports

ITEM IDENTIFICATION	ITEM TYPE	EXAM TYPE	CODE ITEM	CODE CATEGORY	CODE CLASS	RESULTS
1RT060445	SNUBBER	LIMITED VT3	F3	F-C	3	ACCEPTABLE
1RT060465	SNUBBER	LIMITED VT3	F3	F-C	3	ACCEPTABLE
1RT070065-N	SNUBBER	LIMITED VT3	N/A	N/A	3	ACCEPTABLE
1RT070065-S	SNUBBER	LIMITED VT3	N/A	N/A	3	ACCEPTABLE
1RT070095	SNUBBER	VT3/FT	N/A	N/A	3	ACCEPTABLE
1RT070145	SNUBBER	LIMITED VT3	N/A	N/A	3	ACCEPTABLE
1RT070205	SNUBBER	VT3/FT	F3	F-C	3	VT3 ACC/FT SUBST. BY 1RT07022
1RT070225	SNUBBER	LIMITED VT3	F3	F-C	3	ACCEPTABLE
1RT070245	SNUBBER	LIMITED VT3	F3	F-C	3	ACCEPTABLE
1RT070285	SNUBBER	LIMITED VT3	N/A	N/A	3	ACCEPTABLE
1RT070325	SNUBBER	LIMITED VT3	N/A	N/A	3	ACCEPTABLE
1RT070365	SNUBBER	LIMITED VT3	N/A	N/A	3	ACCEPTABLE
1RT070375	SNUBBER	LIMITED VT3	N/A	N/A	3	ACCEPTABLE
1RT070405	SNUBBER	LIMITED VT3	N/A	N/A	3	ACCEPTABLE
1RT070425	SNUBBER	LIMITED VT3	N/A	N/A	3	ACCEPTABLE
1RT070445	SNUBBER	LIMITED VT3	N/A	N/A	3	ACCEPTABLE
1RT070485	SNUBBER	LIMITED VT3	N/A	N/A	3	ACCEPTABLE
1RT070495	SNUBBER	LIMITED VT3	N/A	N/A	3	ACCEPTABLE
1RT070525	SNUBBER	LIMITED VT3	F3	F-C	3	ACCEPTABLE
1RT090125	SNUBBER	LIMITED VT3	N/A	N/A	3	ACCEPTABLE
1RT120045-NW	SNUBBER	LIMITED VT3	F3	F-C	3	ACCEPTABLE
1RT120045-SE	SNUBBER	LIMITED VT3	F3	F-C	3	ACCEPTABLE
1RT280075	SNUBBER	VT3/FT	N/A	N/A	3	ACCEPTABLE
1RT300025	SNUBBER	LIMITED VT3	N/A	N/A	3	ACCEPTABLE
1RT310045	SNUBBER	VT3/FT	N/A	N/A	3	ACCEPTABLE

FORM NIS-1 OWNER'S REPORT FOR INSERVICE INSPECTION

ATTACHMENT 1

TABLE 3

- | | |
|--|--|
| 1. Owner: Illinois Power Company, 500 South 27th St., Decatur, IL 62525 | 4. Owner Certificate of Authorization: N/A |
| 2. Plant: Clinton Power Station, P. O. Box 678, Rt. 54 E., Clinton, IL 61727 | |
| 3. Plant Unit: 1 | 6. National Board Number for Unit: N/A |
| 5. Commercial Service Date: 4-24-87 | |

10. Abstract of Examinations: Listing of Scheduled Visual Examinations/Functional Tests of Component Supports

ITEM IDENTIFICATION	ITEM TYPE	EXAM TYPE	CODE ITEM	CODE CATEGORY	CODE CLASS	RESULTS
1RT46001S	SNUBBER	LIMITED VT3	N/A	N/A	3	ACCEPTABLE
1SX01001A	ANCHOR	VT-3	F3	F-C	3	DEFERRED TO RFB
1SX12001A	ANCHOR	VT-3	F3	F-C	3	DEFERRED TO RFB
1SX14017A	ANCHOR	VT-3	F3	F-C	3	DEFERRED TO RFB
1SX16001A	ANCHOR	VT-3	F3	F-C	3	DEFERRED TO RFB
1SX16020A	ANCHOR	VT-3	F3	F-C	3	DEFERRED TO RFB
1SX50007A	ANCHOR	VT-3	F3	F-C		DEFERRED TO RFB
1SX50006G	GUIDE SUPPORT	VT-3	F3	F-C	3	ACCEPTABLE
1SX01001A-WA	INTEGRALLY WELDED ATTACHMENT	VT-3	D2.20	D-B	3	DEFERRED TO RFB
1SX01005X-WA	INTEGRALLY WELDED ATTACHMENT	VT-3	D2.20	D-B	3	ACCEPTABLE
1SX01028R-WA	INTEGRALLY WELDED ATTACHMENT	VT-3	D2.20	D-B	3	ACCEPTABLE
1SX02003R-WA	INTEGRALLY WELDED ATTACHMENT	VT-3	D2.20	D-B	3	ACCEPTABLE
1SX10001A-WA	INTEGRALLY WELDED ATTACHMENT	VT-3	D2.20	D-B	3	DEFERRED TO RFB
1SX11021X-WA	INTEGRALLY WELDED ATTACHMENT	VT-3	D2.20	D-B	3	ACCEPTABLE
1SX12001A-WA	INTEGRALLY WELDED ATTACHMENT	VT-3	D2.20	D-B	3	DEFERRED TO RFB
1SX14017A-WA	INTEGRALLY WELDED ATTACHMENT	VT-3	D2.20	D-B	3	DEFERRED TO RFB
1SX16001A-WA	INTEGRALLY WELDED ATTACHMENT	VT-3	D2.20	D-B	3	DEFERRED TO RFB
1SX16020A-WA	INTEGRALLY WELDED ATTACHMENT	VT-3	D2.20	D-B	3	DEFERRED TO RFB
1SX20004S-WA	INTEGRALLY WELDED ATTACHMENT	VT-3	D2.20	D-B	3	ACCEPTABLE
1SX50007A-WA	INTEGRALLY WELDED ATTACHMENT	VT-3	D2.20	D-B	3	DEFERRED TO RFB
1SX01005X	RIGID SEISMIC SUPPORT	VT-3	F3	F-C	3	ACCEPTABLE
1SX01013X	RIGID SEISMIC SUPPORT	VT-3	F3	F-C	3	ACCEPTABLE
1SX01016X	RIGID SEISMIC SUPPORT	VT-3	F3	F-C	3	ACCEPTABLE
1SX01048X	RIGID SEISMIC SUPPORT	VT-3	F3	F-C	3	ACCEPTABLE
1SX02006X	RIGID SEISMIC SUPPORT	VT-3	F3	F-C	3	ACCEPTABLE

FORM NIS-1 OWNER'S REPORT FOR INSERVICE INSPECTION

ATTACHMENT 1

TABLE 3

- | | |
|--|--|
| 1. Owner: Illinois Power Company, 500 South 27th St., Decatur, IL 62525 | 4. Owner Certificate of Authorization: N/A |
| 2. Plant: Clinton Power Station, P. O. Box 678, Rt. 54 E., Clinton, IL 61727 | |
| 3. Plant Unit: 1 | 6. National Board Number for Unit: N/A |
| 5. Commercial Service Date: 4-24-87 | |

10. Abstract of Examinations: Listing of Scheduled Visual Examinations/Functional Tests of Component Supports

ITEM IDENTIFICATION	ITEM TYPE	EXAM TYPE	CODE ITEM	CODE CATEGORY	CODE CLASS	RESULTS
15X02016X	RIGID SEISMIC SUPPORT	VT-3	F3	F-C	3	ACCEPTABLE
15X02022X	RIGID SEISMIC SUPPORT	VT-3	F3	F-C	3	ACCEPTABLE
15X11021X	RIGID SEISMIC SUPPORT	VT-3	F3	F-C	3	ACCEPTABLE
15X14005X	RIGID SEISMIC SUPPORT	VT-3	F3	F-C	3	ACCEPTABLE
15X14010X	RIGID SEISMIC SUPPORT	VT-3	F3	F-C	3	ACCEPTABLE
15X16007X	RIGID SEISMIC SUPPORT	VT-3	F3	F-C	3	ACCEPTABLE
15X16013X	RIGID SEISMIC SUPPORT	VT-3	F3	F-C	3	ACCEPTABLE
15X20006X	RIGID SEISMIC SUPPORT	VT-3	F3	F-C	3	ACCEPTABLE
15X22005X	RIGID SEISMIC SUPPORT	VT-3	F3	F-C	3	ACCEPTABLE
15X51001X	RIGID SEISMIC SUPPORT	VT-3	F3	F-C	3	ACCEPTABLE
15X01007R	RIGID SUPPORT	VT-3	F3	F-C	3	ACCEPTABLE
15X01010R	RIGID SUPPORT	VT-3	F3	F-C	3	ACCEPTABLE
15X01028R	RIGID SUPPORT	VT-3	F3	F-C	3	ACCEPTABLE
15X02003R	RIGID SUPPORT	VT-3	F3	F-C	3	ACCEPTABLE
15X02010R	RIGID SUPPORT	VT-3	F3	F-C	3	ACCEPTABLE
15X02023R	RIGID SUPPORT	VT-3	F3	F-C	3	ACCEPTABLE
15X14002R	RIGID SUPPORT	VT-3	F3	F-C	3	ACCEPTABLE
15X14014R	RIGID SUPPORT	VT-3	F3	F-C	3	ACCEPTABLE
15X16004R	RIGID SUPPORT	VT-3	F3	F-C	3	ACCEPTABLE
15X16009R	RIGID SUPPORT	VT-3	F3	F-C	3	ACCEPTABLE
15X16014R	RIGID SUPPORT	VT-3	F3	F-C	3	ACCEPTABLE
15X16017R	RIGID SUPPORT	VT-3	F3	F-C	3	ACCEPTABLE
15X20003R	RIGID SUPPORT	VT-3	F3	F-C	3	ACCEPTABLE
15X22004R	RIGID SUPPORT	VT-3	F3	F-C	3	ACCEPTABLE
15X51003R	RIGID SUPPORT	VT-3	F3	F-C	3	ACCEPTABLE

FORM NIS-1 OWNER'S REPORT FOR INSERVICE INSPECTION

ATTACHMENT 1

TABLE 3

- | | |
|--|--|
| 1. Owner: Illinois Power Company, 500 South 27th St., Decatur, IL 62525 | 4. Owner Certificate of Authorization: N/A |
| 2. Plant: Clinton Power Station, P. O. Box 678, Rt. 54 E., Clinton, IL 61727 | |
| 3. Plant Unit: 1 | 6. National Board Number for Unit: N/A |
| 5. Commercial Service Date: 4-24-87 | |

10. Abstract of Examinations: Listing of Scheduled Visual Examinations/Functional Tests of Component Supports

ITEM IDENTIFICATION	ITEM TYPE	EXAM TYPE	CODE ITEM	CODE CATEGORY	CODE CLASS	RESULTS
15X51008R	RIGID SUPPORT	VT-3	F3	F-C	3	ACCEPTABLE
15X01032S	SNUBBER	LIMITED VT3	F3	F-C	3	ACCEPTABLE
15X09016S	SNUBBER	LIMITED VT3	F3	F-C	3	ACCEPTABLE
15X12010S	SNUBBER	LIMITED VT3	F3	F-C	3	ACCEPTABLE
15X15019S	SNUBBER	LIMITED VT3	F3	F-C	3	ACCEPTABLE
15X17016S	SNUBBER	LIMITED VT3	N/A	N/A	3	ACCEPTABLE
15X17027S	SNUBBER	LIMITED VT3	N/A	N/A	3	ACCEPTABLE
15X19001S	SNUBBER	LIMITED VT3	N/A	N/A	3	ACCEPTABLE
15X19014S	SNUBBER	LIMITED VT3	N/A	N/A	3	ACCEPTABLE
15X20010S	SNUBBER	LIMITED VT3	F3	F-C	3	ACCEPTABLE
15X22007S	SNUBBER	VT3/FT	F3	F-C	3	ACCEPTABLE
15X22012S	SNUBBER	LIMITED VT3	F3	F-C	3	ACCEPTABLE
15X23009S	SNUBBER	LIMITED VT3	N/A	N/A	3	ACCEPTABLE
15X24017S	SNUBBER	LIMITED VT3	F3	F-C	3	ACCEPTABLE
15X38013S	SNUBBER	LIMITED VT3	N/A	N/A	3	ACCEPTABLE
15X20009V	VARIABLE SUPPORT	VT-3	F3	F-C	3	ACCEPTABLE
15X22001V	VARIABLE SUPPORT	VT-3	F3	F-C	3	ACCEPTABLE
15X51006V	VARIABLE SUPPORT	VT-3	F3	F-C	3	ACCEPTABLE
1RH23013S	SNUBBER	LIMITED VT3	N/A	N/A	D	ACCEPTABLE
1RH23018S	SNUBBER	LIMITED VT3	N/A	N/A	D	ACCEPTABLE
1RH23020S	SNUBBER	LIMITED VT3	N/A	N/A	D	ACCEPTABLE
1FW03013S	SNUBBER	LIMITED VT3	N/A	N/A	D	ACCEPTABLE
1FW03014S	SNUBBER	VT3/FT	N/A	N/A	D	ACCEPTABLE
1HP03042S	SNUBBER	LIMITED VT3	N/A	N/A	D	ACCEPTABLE
1M507005S	SNUBBER	LIMITED VT3	N/A	N/A	D	ACCEPTABLE

FORM NIS-1 OWNER'S REPORT FOR INSERVICE INSPECTION

ATTACHMENT 1

TABLE 3

- | | |
|--|--|
| 1. Owner: Illinois Power Company, 500 South 27th St., Decatur, IL 62525 | 4. Owner Certificate of Authorization: N/A |
| 2. Plant: Clinton Power Station, P. O. Box 678, Rt. 54 E., Clinton, IL 61727 | |
| 3. Plant Unit: 1 | 6. National Board Number for Unit: N/A |
| 5. Commercial Service Date: 4-24-87 | |

10. Abstract of Examinations: Listing of Scheduled Visual Examinations/Functional Tests of Component Supports

ITEM IDENTIFICATION	ITEM TYPE	EXAM TYPE	CODE ITEM	CODE CATEGORY	CODE CLASS	RESULTS
1MS07006S	SNUBBER	LIMITED VT3	N/A	N/A	D	ACCEPTABLE
1MS07008S	SNUBBER	VT3/FT	N/A	N/A	D	ACCEPTABLE
1MS07012S	SNUBBER	LIMITED VT3	N/A	N/A	D	ACCEPTABLE
1MS07017S	SNUBBER	LIMITED VT3	N/A	N/A	D	ACCEPTABLE
1MS07018S	SNUBBER	LIMITED VT3	N/A	N/A	D	ACCEPTABLE
1MS07019S	SNUBBER	LIMITED VT3	N/A	N/A	D	ACCEPTABLE
1MS07029S	SNUBBER	LIMITED VT3	N/A	N/A	D	ACCEPTABLE
1MS07030S	SNUBBER	LIMITED VT3	N/A	N/A	D	ACCEPTABLE
1MS07032S	SNUBBER	LIMITED VT3	N/A	N/A	D	ACCEPTABLE
1MS07041S	SNUBBER	LIMITED VT3	N/A	N/A	D	ACCEPTABLE
1MS07042S	SNUBBER	LIMITED VT3	N/A	N/A	D	ACCEPTABLE
1MS07044S	SNUBBER	LIMITED VT3	N/A	N/A	D	ACCEPTABLE
1MS07048S	SNUBBER	LIMITED VT3	N/A	N/A	D	ACCEPTABLE
1RT01031S	SNUBBER	VT3/FT	N/A	N/A	D	ACCEPTABLE
1RT28006S	SNUBBER	LIMITED VT3	N/A	N/A	D	ACCEPTABLE
1RH13036S	SNUBBER	LIMITED VT3	N/A	N/A	D	ACCEPTABLE
1RH15017S	SNUBBER	LIMITED VT3	N/A	N/A	D	ACCEPTABLE
1RH18006S	SNUBBER	LIMITED VT3	N/A	N/A	D	ACCEPTABLE
1VG01005S	SNUBBER	LIMITED VT3	N/A	N/A	D	ACCEPTABLE
1VG01021S	SNUBBER	LIMITED VT3	N/A	N/A	D	ACCEPTABLE
1VG01023S	SNUBBER	LIMITED VT3	N/A	N/A	D	ACCEPTABLE
1VG01036S	SNUBBER	LIMITED VT3	N/A	N/A	D	ACCEPTABLE
1VG02019S	SNUBBER	LIMITED VT3	N/A	N/A	D	ACCEPTABLE
1VG02020S	SNUBBER	LIMITED VT3	N/A	N/A	D	ACCEPTABLE
1VG02024S	SNUBBER	LIMITED VT3	N/A	N/A	D	ACCEPTABLE

FORM NIS-1 OWNER'S REPORT FOR INSERVICE INSPECTION

ATTACHMENT 1

TABLE 3

- | | |
|--|--|
| 1. Owner: Illinois Power Company, 500 South 27th St., Decatur, IL 62525 | |
| 2. Plant: Clinton Power Station, P. O. Box 678, Rt. 54 E., Clinton, IL 61727 | |
| 3. Plant Unit: 1 | 4. Owner Certificate of Authorization: N/A |
| 5. Commercial Service Date: 4-24-87 | 6. National Board Number for Unit: N/A |

10. Abstract of Examinations: Listing of Scheduled Visual Examinations/Functional Tests of Component Supports

ITEM IDENTIFICATION	ITEM TYPE	EXAM TYPE	CODE ITEM	CODE CATEGORY	CODE CLASS	RESULTS
1VG030025	SNUBBER	VT3/FT	N/A	N/A	0	ACCEPTABLE
1VG030165	SNUBBER	LIMITED VT3	N/A	N/A	0	ACCEPTABLE
1VG030185	SNUBBER	LIMITED VT3	N/A	N/A	0	ACCEPTABLE
1VG030255	SNUBBER	LIMITED VT3	N/A	N/A	0	ACCEPTABLE
1VG090015	SNUBBER	LIMITED VT3	N/A	N/A	0	ACCEPTABLE
1VG100125	SNUBBER	LIMITED VT3	N/A	N/A	0	ACCEPTABLE
1VG110045	SNUBBER	LIMITED VT3	N/A	N/A	0	ACCEPTABLE
1VG110105	SNUBBER	LIMITED VT3	N/A	N/A	0	ACCEPTABLE
1VG110255	SNUBBER	VT3/FT	N/A	N/A	0	ACCEPTABLE
1VG110295	SNUBBER	LIMITED VT3	N/A	N/A	0	ACCEPTABLE
1VG110415	SNUBBER	LIMITED VT3	N/A	N/A	0	ACCEPTABLE
1VG120025	SNUBBER	LIMITED VT3	N/A	N/A	0	ACCEPTABLE
1VG120055	SNUBBER	LIMITED VT3	N/A	N/A	0	ACCEPTABLE
1VG130555	SNUBBER	LIMITED VT3	N/A	N/A	0	ACCEPTABLE
1VG160265	SNUBBER	VT3/FT	N/A	N/A	0	ACCEPTABLE
1VQ010015	SNUBBER	LIMITED VT3	N/A	N/A	0	ACCEPTABLE
1VQ010035	SNUBBER	LIMITED VT3	N/A	N/A	0	ACCEPTABLE
1VQ050325	SNUBBER	LIMITED VT3	N/A	N/A	0	ACCEPTABLE
1VR040025	SNUBBER	LIMITED VT3	N/A	N/A	0	ACCEPTABLE
1VR040035-N	SNUBBER	LIMITED VT3	N/A	N/A	0	ACCEPTABLE
1VR040035-S	SNUBBER	LIMITED VT3	N/A	N/A	0	ACCEPTABLE

FORM NIS-1 OWNER'S REPORT FOR INSERVICE INSPECTION

ATTACHMENT 1

TABLE 3 NOTES

- | | |
|--|--|
| 1. Owner: Illinois Power Company, 500 South 27th St., Decatur, IL 62525 | |
| 2. Plant: Clinton Power Station, P. O. Box 678, Rt. 54 E., Clinton, IL 61727 | |
| 3. Plant Unit: 1 | 4. Owner Certificate of Authorization: N/A |
| 5. Commercial Service Date: 4-24-87 | 6. National Board Number for Unit: N/A |

10. Abstract of Examinations: Listing of Scheduled Visual Examinations/Functional Tests of Component Supports

Note 1:

During RF-2, plant modification MS-F012 was implemented which removed two (2) Snubbers (1MS49003S and 1MS49005S) from a deleted piping line.

FORM NIS-1 OWNER'S REPORT FOR INSERVICE INSPECTION

ATTACHMENT 1

TABLE 4

- | | |
|--|--|
| 1. Owner: Illinois Power Company, 500 South 27th St., Decatur, IL 62525 | 4. Owner Certificate of Authorization: N/A |
| 2. Plant: Clinton Power Station, P. O. Box 678, Rt. 54 E., Clinton, IL 61727 | |
| 3. Plant Unit: 1 | 6. National Board Number for Unit: N/A |
| 5. Commercial Service Date: 4-24-87 | |

10. Abstract of Examinations: Listing of Substituted and Additional Functional Tests of Component Supports

ITEM IDENTIFICATION	ITEM TYPE	EXAM TYPE	CODE ITEM	CODE CATEGORY	CODE CLASS	RESULTS
1RH040585	SNUBBER	FT	F3	F-C	1	ACCEPTABLE
1RT070225	SNUBBER	FT	F3	F-C	3	ACCEPTABLE

FORM NIS-1 OWNER'S REPORT FOR INSERVICE INSPECTION

ATTACHMENT 1

TABLE 5

- | | |
|--|--|
| 1. Owner: Illinois Power Company, 500 South 27th St., Decatur, IL 62525 | 4. Owner Certificate of Authorization: N/A |
| 2. Plant: Clinton Power Station, P. O. Box 678, Rt. 54 E., Clinton, IL 61727 | |
| 3. Plant Unit: 1 | 6. National Board Number for Unit: N/A |
| 5. Commercial Service Date: 4-24-87 | |

10. Abstract of Examinations: Listing of Scheduled Pressure Tests

ITEM IDENTIFICATION	EXAM TYPE	CODE ITEM	CODE CATEGORY	CODE CLASS	RESULTS
ALL CLASS 1 COMPONENTS	VT-2	B15.10	B-P	1	ACCEPTABLE, SEE NOTE 1
ALL CLASS 2 COMPONENTS	VT-2	C7.10, C7.30, C7.50, C7.70	C-H	2	ACCEPTABLE, SEE NOTE 1
ALL CLASS 3 COMPONENTS	VT-2	D1.10, D2.10, D3.10	D-A, D-B, D-C	3	ACCEPTABLE, SEE NOTE 1

FORM NIS-1 OWNER'S REPORT FOR INSERVICE INSPECTION

ATTACHMENT 1

TABLE 5 NOTES

- | | |
|--|--|
| 1. Owner: Illinois Power Company, 500 South 27th St., Decatur, IL 62525 | |
| 2. Plant: Clinton Power Station, P. O. Box 678, Rt. 54 E., Clinton, IL 61727 | |
| 3. Plant Unit: 1 | 4. Owner Certificate of Authorization: N/A |
| 5. Commercial Service Date: 4-24-87 | 6. National Board Number for Unit: N/A |

10. Abstract of Examinations: Listing of Scheduled Pressure Tests

NOTE 1: Pressure TestsClass 1 Components

A system leakage test and VI-2 inspection of ASME Code Class 1 components was performed prior to plant startup.

Conditions Noted: Only minor leakage from valve packing was noted.

Corrective Measures: The leakage was either corrected and a second leakage test successfully completed, or the leakage was evaluated as acceptable by Illinois Power.

Class 2 and 3 Components

System Inservice and Functional tests and VI-2 inspections as well as an alternate pressure test method, accepted by the Authorized Nuclear Inservice Inspector (ANI) in accordance with IWA-2240, were performed prior to plant startup.

All components were pressure tested and examined with the exception of Fuel Pool Cooling/Component Cooling piping for the Fuel Pool Cooling Pump "A" and its associated heat exchanger, which has not been in service since late 1989. The portion of the Fuel Pool Cooling/Component Cooling System not pressure tested will be tested prior to restoring the Fuel Pool Cooling Pump "A" to operability.

Conditions noted: The system leakage test and VI-2 inspection noted minor leakage through valve packing, which was evaluated as acceptable by Illinois Power. The alternate pressure test method noted only leakage through valve packing, bolted flange connections, and air cylinders.

Corrective Measures: Several leaks were corrected and a second pressure test was performed. Leakage identified during the subsequent pressure testing was either corrected or evaluated as acceptable by Illinois Power.

FORM NIS-1 OWNER'S REPORT FOR INSERVICE INSPECTION

ATTACHMENT 1

TABLE 6

- | | |
|--|--|
| 1. Owner: Illinois Power Company, 500 South 27th St., Decatur, IL 62525 | 4. Owner Certificate of Authorization: N/A |
| 2. Plant: Clinton Power Station, P. O. Box 678, Rt. 54 E., Clinton, IL 61727 | |
| 3. Plant Unit: 1 | 6. National Board Number for Unit: N/A |
| 5. Commercial Service Date: 4-24-87 | |

10. Abstract of Examinations: Listing of Scheduled Examinations for Erosion/Corrosion

ITEM IDENTIFICATION	EXAM TYPE	CODE CLASS	RESULTS
CBELL2.1	UT	D	ACCEPTABLE
CBELL9.1	UT	D	ACCEPTABLE
CBSREL11.1	UT	D	ACCEPTABLE
CBNO210.1	UT	D	ACCEPTABLE
CBNO22.1	UT	D	ACCEPTABLE
CBNO21.1	UT	D	ACCEPTABLE
CBELL1.1	UT	D	ACCEPTABLE
CBTEE13.1	UT	D	ACCEPTABLE
CBELL9.2	UT	D	ACCEPTABLE
CBELL9.5	UT	D	ACCEPTABLE
CBELL11.3	UT	D	ACCEPTABLE
CBELL11.4	UT	D	ACCEPTABLE
CBSREL10.3	UT	D	ACCEPTABLE
DVVLV1.1	UT	D	SEE NOTE 1
DVORFC11.1	UT	D	ACCEPTABLE
DVVLV11.1	UT	D	ACCEPTABLE
DVTEC11.2	UT	D	ACCEPTABLE
DVELL1.2	UT	D	ACCEPTABLE
ESNOZ13.3	UT	D	ACCEPTABLE
ESELL10.4	UT	D	ACCEPTABLE
ESELL5.1	UT	D	ACCEPTABLE
ESTEES.3	UT	D	ACCEPTABLE
ESNOZ8.1	UT	D	ACCEPTABLE
ESNOZ2.1	UT	D	ACCEPTABLE
ESELL2.2	UT	D	ACCEPTABLE

FORM NIS-1 OWNER'S REPORT FOR INSERVICE INSPECTION

ATTACHMENT 1

TABLE 6

- | | |
|--|--|
| 1. Owner: Illinois Power Company, 500 South 27th St., Decatur, IL 62525 | 4. Owner Certificate of Authorization: N/A |
| 2. Plant: Clinton Power Station, P. O. Box 678, Rt. 54 E., Clinton, IL 61727 | |
| 3. Plant Unit: 1 | 6. National Board Number for Unit: N/A |
| 5. Commercial Service Date: 4-24-87 | |

10. Abstract of Examinations: Listing of Scheduled Examinations for Erosion/Corrosion

ITEM IDENTIFICATION	EXAM TYPE	CODE CLASS	RESULTS
ESTEES.1	UT	D	ACCEPTABLE
ESNOZ4.1	UT	D	ACCEPTABLE
ESELL3.2	UT	D	ACCEPTABLE
ES4SEL2.1	UT	D	ACCEPTABLE
FWELL3.1	UT	D	ACCEPTABLE
FWWYE6.2	UT	D	ACCEPTABLE
FWELL13.1	UT	D	ACCEPTABLE
GSTEE1.1	UT	D	ACCEPTABLE
GSELL1.1	UT	D	ACCEPTABLE
GSVLV1.2	UT	D	ACCEPTABLE
HDELL31.10	UT	D	ACCEPTABLE
HDTEE22.1	UT	D	ACCEPTABLE
HDEXP13.1	UT	D	ACCEPTABLE
HDEXP52.1	UT	D	ACCEPTABLE
HDRED2.2	UT	D	ACCEPTABLE
HDRED70.2	UT	D	ACCEPTABLE
HDEXP70.1	UT	D	ACCEPTABLE
HDNOZ70.2	UT	D	ACCEPTABLE
HDTEE71.1	UT	D	ACCEPTABLE
HDTEE27.1	UT	D	ACCEPTABLE
HDTEE4B.1	UT	D	ACCEPTABLE
HDSREL58.1	UT	D	ACCEPTABLE
HDELL56.1	UT	D	ACCEPTABLE
MFNOZ3.1	UT	D	ACCEPTABLE
MFVLV1.1	UT	D	ACCEPTABLE

FORM NIS-1 OWNER'S REPORT FOR INSERVICE INSPECTION

ATTACHMENT 1

TABLE 6

- | | |
|--|--|
| 1. Owner: Illinois Power Company, 500 South 27th St., Decatur, IL 62525 | 4. Owner Certificate of Authorization: N/A |
| 2. Plant: Clinton Power Station, P. O. Box 678, Rt. 54 E., Clinton, IL 61727 | |
| 3. Plant Unit: 1 | 6. National Board Number for Unit: N/A |
| 5. Commercial Service Date: 4-24-87 | |

10. Abstract of Examinations: Listing of Scheduled Examinations for Erosion/Corrosion

ITEM IDENTIFICATION	EXAM TYPE	CODE CLASS	RESULTS
RHORFC7.2	UT	B	SUBST. RHORFC7.1
1E12-F037B	UT	B	ACCEPTABLE
RHTEE6.3	UT	B	SUBST. RHTEE7.6
RHP1P6.9	UT	B	SUBST. RHP1P7.15
RTELL11.2	UT	C	ACCEPTABLE

FORM NIS-1 OWNER'S REPORT FOR INSERVICE INSPECTION

ATTACHMENT 1

TABLE 6 NOTES

- | | |
|--|--|
| 1. Owner: Illinois Power Company, 500 South 27th St., Decatur, IL 62525 | |
| 2. Plant: Clinton Power Station, P. O. Box 678, Rt. 54 E., Clinton, IL 61727 | |
| 3. Plant Unit: 1 | 4. Owner Certificate of Authorization: N/A |
| 5. Commercial Service Date: 4-24-87 | 6. National Board Number for Unit: N/A |

10. Abstract of Examinations: Listing of Scheduled Examinations for Erosion/Corrosion

NOTE 1:

DVVLV1.1 was eliminated from the scope because there is no straight piping between it and the downstream fitting (DVELL1.2) which was measured and found acceptable.

FORM NIS-1 OWNER'S REPORT FOR INSERVICE INSPECTION

ATTACHMENT 1

TABLE 7

- | | |
|--|--|
| 1. Owner: Illinois Power Company, 500 South 27th St., Decatur, IL 62525 | |
| 2. Plant: Clinton Power Station, P. O. Box 678, Rt. 54 E., Clinton, IL 61727 | |
| 3. Plant Unit: 1 | 4. Owner Certificate of Authorization: N/A |
| 5. Commercial Service Date: 4-24-87 | 6. National Board Number for Unit: N/A |

10. Abstract of Examinations: Listing of Substituted and Additional Examinations for Erosion/Corrosion

ITEM IDENTIFICATION	EXAM TYPE	CODE CLASS	RESULTS
RHTEE7.6	UT	B	ACCEPTABLE, SEE NOTE 1
RHPIP7.15	UT	B	ACCEPTABLE, SEE NOTE 1
RHOW 7.1	UT	B	ACCEPTABLE, SEE NOTE 2
RTELLv.1	UT	A	ACCEPTABLE, SEE NOTE 3

FORM NIS-1 OWNER'S REPORT FOR INSERVICE INSPECTION

ATTACHMENT 1

TABLE 7 NOTES

- | | |
|--|--|
| 1. Owner: Illinois Power Company, 500 South 27th St., Decatur, IL 62522 | |
| 2. Plant: Clinton Power Station, P. O. Box 678, Rt. 54 E., Clinton, IL 61727 | |
| 3. Plant Unit: 1 | 4. Owner Certificate of Authorization: N/A |
| 5. Commercial Service Date: 4-24-87 | 6. National Board Number for Unit: N/A |

10. Abstract of Examinations: Listing of Substituted and Additional Examinations for Erosion/Corrosion

NOTE 1:

RHTEE7.6 and RHP1P7.15 were substituted for RHTEE6.3 and RHP1P6.9 respectively due to ALARA concerns. These substitutions are equivalent fittings on sister trains and thus have the same rankings.

NOTE 2:

RHORFC7.1 was substituted for RHORFC7.2. The difference in ranking of these components is insignificant.

NOTE 3:

RTELO.1 was added due to a concern that actual flow through the Reactor bottom head drain is higher than expected. (Illinois Power Company CR 1-89-011-038)

FORM NIS-1 OWNER'S REPORT FOR INSERVICE INSPECTION

ATTACHMENT 2

- | | |
|--|--|
| 1. Owner: Illinois Power Company, 500 South 27th St., Decatur, IL 62525 | |
| 2. Plant: Clinton Power Station, P. O. Box 676, Rt. 54 E., Clinton, IL 61727 | |
| 3. Plant Unit: 1 | 4. Owner Certificate of Authorization: N/A |
| 5. Commercial Service Date: 4-24-87 | 6. National Board Number for Unit: N/A |

12. Abstract of Corrective Measures Recommended and Taken:

Examinations

During first refueling outage (RF-1), two (2) items (steam dryer and steam separator) were determined to have indications requiring engineering evaluation. These items are not addressed in ASME Section XI. However, General Electric Service Information Letters (SIL) Numbers 474 and 506 recommended performance of visual examinations of the steam dryer and steam separator shroud head bolts, respectively. The following is the description of the conditions noted and corrective measures taken:

Steam Dryer (Reference Number 008250)

Conditions Noted: During RF-1, a crack was discovered in the drain channel to skirt attachment weld at approximately 358 degrees azimuth (drain channel number 8). The crack started approximately 1/4" from the bottom end of the weld and extended about 6 7/8" upward. This crack was evaluated for continued operation until RF-2.

During RF-2, a visual examination of this crack indicated that the crack has grown approximately 5/8" in length. This is comprised of the 1/4" bottom area being cracked completely through plus the 3/8" additional extension on the upper end of the crack.

Corrective Measures: Illinois Power has performed an engineering evaluation and concluded that it is acceptable to operate CPS until the next refueling outage with the existing crack in the drain channel to skirt weld. There are no safety concerns, even in the worst case assumption of a totally separated drain channel. CPS will reexamine the steam dryer during RF-3 and appropriate action will be taken based on the examination results.

Steam Separator (Reference Number 008251)

Condition Noted: During RF-1, varying degrees of wear were visually observed on 5 of the 28 studs on the shroud head stud assemblies. This wear was observed in the external splines with some impact marks on the stud shaft above and below the external splines. This condition was evaluated for continued operation until RF-2.

During RF-2, a visual examination of all studs on the shroud head stud assemblies was performed. Varying degrees of wear were visually observed on several studs.

Corrective Measures: Illinois Power performed an engineering evaluation and determined that four (4) out of 28 studs external splines have lost the locking function. These four (4) studs were removed from the shroud head and further evaluation was performed. Illinois Power concluded that it is acceptable to operate CPS until the next refueling outage with four (4) of 28 studs removed and various degrees of wear on the remaining 24 studs. CPS will reexamine the shroud head stud assemblies during RF-3 and appropriate actions will be taken based on the examination results.

Snubbers

Conditions Noted: During RF-2, visual inspection of hydraulic snubber 1S362A determined that the hydraulic fluid level indicator was showing a low level.

Corrective Measures: Illinois Power declared the snubber inoperable. The snubber was functionally tested and test results found to be acceptable. This snubber was replaced with a spare snubber. In accordance with the CPS Technical Specification this snubber was considered as operable for the purpose of determining the next visual inspection interval for snubbers.

Tests

Snubber Functional Tests

An initial sample of 76 snubbers was selected for testing from the population of 744 snubbers. During the performance

FORM NIS-1 OWNER'S REPORT FOR INSERVICE INSPECTION

ATTACHMENT 2

- | | |
|--|--|
| 1. Owner: Illinois Power Company, 500 South 27th St., Decatur, IL 62525 | |
| 2. Plant: Clinton Power Station, P. O. Box 678, Rt. 54 E., Clinton, IL 61727 | |
| 3. Plant Unit: 1 | 4. Owner Certificate of Authorization: N/A |
| 5. Commercial Service Date: 4-24-87 | 6. National Board Number for Unit: N/A |

of initial sample testing, all 76 snubbers were successfully tested. Also tested were those 25 snubbers which failed the acceptance criteria during RF-1. Out of these 25 snubbers, only two (2) snubbers failed to meet the acceptance criteria.

Condition Noted: During RF-2, the following snubbers failed to meet the acceptance criteria:

- Two (2) Type 1 snubbers manufactured by Pacific Scientific (Type 1 consists of PSA-1/4 and PSA-1/2). Both of these two (2) snubbers (EIN's 1RT06009S and 1RT06022S) are installed in the Reactor Water Pump (RWP) Svst.

Corrective Measures: An engineering evaluation was performed to determine the cause of failure. Illinois Power has disassembled the failed snubbers and determined the carrier and shaft assemblies have been bent and/or twisted. This is evidence of overload in the compression direction. Review of previous RT system history and location drawings revealed that the two (2) failed snubbers are in the area of the RT valves (mezzanine above RT pump rooms) which were reworked during last planned maintenance outage (PO-3). Illinois Power believes that the most likely cause of failure is overloading during the valve rework in this congested area. In addition to the maintenance of valves, the lines were also heavily shielded with lead. Based upon this evaluation, Illinois Power has retested all snubbers (total of 7) in this area. Table I lists these seven (7) snubbers. Test results of the seven (7) snubbers show that six (6) meet the acceptance criteria and one (1) failed to meet the acceptance criteria. Illinois Power believes that the most likely cause of this snubber failure is also overloading during the RT valves rework in this congested area.

All three (3) snubbers which failed to meet the acceptance criteria were replaced with spare snubbers. These three (3) snubbers locations which experienced failures will be retested during RF-3.

FORM NIS-1 OWNER'S REPORT FOR INSERVICE INSPECTION

ATTACHMENT 2

TABLE 1

- | | |
|--|--|
| 1. Owner: Illinois Power Company, 500 South 27th St., Decatur, IL 62525 | 4. Owner Certificate of Authorization: N/A |
| 2. Plant: Clinton Power Station, P. O. Box 678, Rt. 54 E., Clinton, IL 61727 | |
| 3. Plant Unit: 1 | 6. National Board Number for Unit: N/A |
| 5. Commercial Service Date: 4-24-87 | |

12. Abstract of Corrective Measures Recommended and Taken: Listing of Increased Testing of Component Supports

ITEM IDENTIFICATION	ITEM TYPE	EXAM TYPE	CODE ITEM	CODE CATEGORY	CODE CLASS	RESULTS
1RT06006S	SNUBBER	FT	F3	F-C	3	ACCEPTABLE
1RT06033S	SNUBBER	FT	N/A	N/A	3	UNACCEPTABLE
1RT06044S	SNUBBER	FT	F3	F-C	3	ACCEPTABLE
1RT07014S	SNUBBER	FT	N/A	N/A	3	ACCEPTABLE
1RT07028S	SNUBBER	FT	N/A	N/A	3	ACCEPTABLE
1RT07040S	SNUBBER	FT	N/A	N/A	3	ACCEPTABLE
1RT07052S	SNUBBER	FT	F3	F-C	3	ACCEPTABLE

SECTION 3

LISTING OF EXAMINATION AND TESTING PROCEDURES

This section provides a listing of all examination and testing procedures utilized during this inspection period. This listing includes only the technical procedures required for the testing, examination, and associated calibration of equipment. The procedure records are available and are located in the CPS Permanent Records Vault filed under record type 2E.220 for the RF-2 outage. (Illinois Power QAP Procedures are vaulted in file 1C.200)

EBASCO

Procedure	Title	Revision
CP-UTRF-1	Performance of RF Waveforms for Krautkramer USK Series UT Scopes	Rev. 1
UT-CP-2	Procedure for Inspection System Performance Checks	Rev. 3 Add. 1
CPS-UT-W81-P2	Automated Ultrasonic Examination of Piping (P-Scan detection)	Rev. 0 Add. 1 & 2
CPS-VT-W81-1	Visual Examination	Rev. 0 Add. 1
CPS-MT-W81-1	Magnetic Particle Examination of Welds and Bolting	Rev. 0 Add. 1
CPS-PT-W81-1	Liquid Penetrant Examination (Solvent Removal Method)	Rev. 0 Add. 1
CPS-UT-W81-1	Ultrasonic Examination of Class 1 & 2 Piping Welds Joining Similar and Dissimilar Materials	Rev. 0 Add. 1 & 2
CPS-UT-W81-3	Ultrasonic Examination of Class 2 Vessel Welds Less Than or Equal to 2 Inches	Rev. 0 Add. 1
CPS-UT-W81-4	Ultrasonic Examination for the Detection of Intergranular Stress Corrosion Cracking	Rev. 0 Add. 1 & 2
CPS-UT-W81-7	Ultrasonic Examination of Pressure Retaining RPV Studs 2 Ins. or Greater With Bore Holes	Rev. 1 Add. 1
CPS-UT-W81-10	UT Manual Examination of Class 1 Reactor Vessel Welds Covered by Reg. Guide 1.150	Rev. 0 Add. 1

SECTION 3

LISTING OF EXAMINATION AND TESTING PROCEDURES

EBASCO cont'd

<u>Procedure</u>	<u>Title</u>	<u>Revision</u>
CPS-UT-W81-12	Ultrasonic Examination for Detection of Cracking in Alloy 182 Nozzle Weldments	Rev. 0 Add. 1 & 2
CPS-UT-W81-13	Ultrasonic Examination for Nozzle Inner Radius	Rev. 0 Add. 1 & 2
CPS-UT-W81-14	Ultrasonic Examination of Recirculation Pump Studs	Rev. 1

GENERAL ELECTRIC

<u>Procedure</u>	<u>Title</u>	<u>Revision</u>
VT-05	RPV In vessel Visual Inspection	Rev. 0

ILLINOIS POWER

<u>Procedure</u>	<u>Title</u>	<u>Revision</u>
QAP510.09	VT-2 Visual Examination	Rev. 2
QAP510.10	VT-3 Visual Examination of Component Supports	Rev. 2
QAP509.16	ISI Visual Examination VT-1	Rev. 1
QAP510.13	VT-3 Visual Examination of Pump and Valve Internals	Rev. 0
2800.03	Reactor Coolant System Leakage Test	Rev. 10
2800.05	Generic Pressure Testing of ASME Class 1, 2, and 3 Systems	Rev. 5
9061.11	Instrument Air Check Valve Operability and Pipe Pressure Test	Rev. 32
9843.02	Operational Pressure Testing of Class 2 and 3 Systems	Rev. 30

SECTION 3

LISTING OF EXAMINATION AND TESTING PROCEDURES

ILLINOIS POWER cont'd

Procedure	Title	Revision
9080.01	Diesel Generator 1A(1B) Operability-Manual	Rev. 33
9080.02	Diesel Generator 1C Operability- Manual	Rev. 32
9861.01	Integrated Leak Rate Test	Rev. 21
9861.02	Local Leak Rate Testing Require- ments and Type C (Air) Local Leak Rate Testing	Rev. 36

ROCKWELL

Procedure	Title	Revision
205ISI000001	Preservice/Inservice Inspection - Ultrasonic Examination of Boiling Water Reactor Vessel Shell Welds	New
205ISI000002	Inservice Inspection - Ultrasonic Examination of Boiling Water Reactor Nozzle Inside Radius Section from the Outside Surface	New

WYLE LABORATORIES

Procedure	Title	Revision
MSS-004	Procedure for Functional Testing of Pacific Scientific Mechanical Snubbers	N/A
MSS-002	Procedure for Functional Testing of Hydraulic Snubbers	N/A

SECTION 4

LISTING OF EXAMINATION AND TESTING PERSONNEL

This section identifies the contracted examination and testing personnel used to perform the inspections and tests during this period. These personnel have been qualified and certified in accordance with the Illinois Power Company's ISI Program Manual and their employer's procedures and written practices.

Records of personnel qualification and certification are available and are located in the CPS Permanent Records Vault. Wyle Laboratories, General Electric Co., Ebasco Services Corp., and Rockwell International Corp. records are stored in file 2E.200. Gilbert Commonwealth and MQS records are stored in file 4G.100.

EBASCO

Name	Discipline	Level
Wade Holloway	UT, MT, PT	II
Michael Robbins	UT, MT, PT, VT-1, 2, 3&4	II
Donna Robbins	UT, MT, PT, VT-1, 2, 3&4	II
Joel Harrison	UT, MT, PT	III-UT, II-MT&PT, IGSCC
Timothy Fish	UT, MT, PT	I
Ronald Swain	UT, MT, PT	Level I trainee-UT, I-MT, PT
Mary Matteson	UT, PT, MT, VT-1, 2&3	I-UT, II-MT&PT, II-VT-1, 2, 3
Harold Bullen	UT, VT-PT, MT	III
Frank Malinowski	MT, PT	III
Andrew Bullock	UT	II
Robert Barnett	UT, PT	II
Darrell Roeters	UT, MT, PT	II
Richard Vano	UT, PT, MT	I-PT, UT, Level I trainee-MT
Russell Lafleu	UT, PT, MT	I
Michael Brannin	UT, PT	Level I trainee UT&PT
Bradley Focer	UT, MT, PT	II
Timothy Spelde	MT, PT, UT	II-MT, PT, I-UT
Miguel Villanueva	MT, PT, VT-1, 3&4	III-VT-1, II-PT, MT, VT-3&4
David McCausland	UT, PT, MT, VT	II-PT, MT, VT-1, Level I trainee-UT
Drew Peterson	MT, PT, UT, VT	II-MT, PT, VT-1, I-UT
Jerry Newgard	UT, PT, MT, VT-1	II
Simon Crothers	UT, MT, PT	II
Brian Lukausky	UT, MT, PT, VT-1, 3&4	II

GENERAL ELECTRIC

Name	Discipline	Level
Wade F. Miller	VT-3	III
Martin Lim	VT-3	II

ILLINOIS POWER

Name	Discipline	Level
Charles Clark	VT-3	III

SECTION 4

LISTING OF EXAMINATION AND TESTING PERSONNEL

ILLINOIS POWER cont'd

Name	Discipline	Level
Lou Reda*	VT-3	II
Charles Brumley**	VT-3	II
Brian Peters**	VT-3	II
Steve Hill**	VT-3	II
Steve Riggle**	VT-3	II
Phil Adams**	VT-3	II
Kim Lecouris**	VT-3	II
Larry Adkinson**	VT-3	II
Jackie Barretts**	VT-3	II
Mohan Desai	VT-3	II
Larry Combs	VT-3	II

* MQS

** GILBERT COMMONWEALTH

ROCKWELL

Name	Discipline	Level
P. H. Waite	UT	IIA
J. M. Harris	UT	IIA
R. E. Cutting	UT	IIA
S. E. Reeder	UT	II
B. A. Garcia	UT	I
M. A. Spenard	UT	I
C. O. Meister	UT	II
R. B. Hardy	UT	III
W. R. Johnson	UT	III
R. A. Marshall	UT	III
C. O. Richards	UT	III

SECTION 5

LISTING OF EQUIPMENT AND MATERIALS

This section provides a listing of all materials and equipment used to perform the examinations and inspections during this period. The materials and equipment records are available and are located in the Clinton Records Vault filed under record type 2E.180 for the RF-2 outage.

EBASCO

EQUIPMENT

Location	Manufacturer	Model/Type	Serial No.
Bl - Light Meter	MX Ind. Dist.	J-221	33684
DM Scope	Krautkramer	DM	390021
DM Scope	Krautkramer	DM	390027
DM Scope	Krautkramer	DM	390064
DM Scope	Krautkramer	DM	390091
DM Scope	Krautkramer	UDL2	1C004
Data Logger	View Sonics	UDL2	1C003
Data Logger	View Sonics	UDL2	1C008
Data Logger	View Sonics	UDL2	1C027
Data Logger	View Sonics	UDL2	1C028
Data Logger	View Sonics	UDL2	390069
MT Machine	Parker Probe	DA-200	8698
MT Machine	Parker Probe	DA-400	2043
MT Machine	Parker Probe	DA-400	2045
MT Prods	MX Ind. Dist.	P-1000	88244
MT Yoke	Parker	DA-200	4149
Oscilloscope	Tektronix	465B	B065732
P Scan Processor	Danish Welding	PSP-3	209
Surface Thermo	PTC	312F	2201 - 2210
Thermometer	PIC Inst.	312F	1397 to 1406
Transducer	K B Aerotech	560	A25902
Transducer	K B Aerotech	560V Gamma	C09006
Transducer	K B Aerotech	560V Gamma	E31348
Transducer	K B Aerotech	560V Gamma	F19914
Transducer	K B Aerotech	DUAL	25901
Transducer	K B Aerotech	DUAL	F19914
Transducer	K.B. Aerotech	Gamma	30053
Transducer	K.B. Aerotech	Gamma	30054
Transducer	K.B. Aerotech	Gamma	B04712
Transducer	K.B. Aerotech	Gamma	B04717
Transducer	K.B. Aerotech	Gamma	B09718
Transducer	K.B. Aerotech	Gamma	C01710
Transducer	K.B. Aerotech	Gamma	C13631
Transducer	K.B. Aerotech	Gamma	C13635
Transducer	K.B. Aerotech	Gamma	C24771
Transducer	K.B. Aerotech	Gamma	E04499
Transducer	K.B. Aerotech	Gamma	E04501
Transducer	K.B. Aerotech	Gamma	E30947
Transducer	K.B. Aerotech	Gamma	F07922
Transducer	K.B. Aerotech	Gamma	F23618
Transducer	K.B. Aerotech	Gamma	F24750

EBASCO cont'd

EQUIPMENT

Description	Manufacturer	Model/Type	Serial No.
Transducer	K.B. Aerotech	Gamma	F24759
Transducer	K.B. Aerotech	Gamma	G03522
Transducer	K.B. Aerotech	Gamma	G13737
Transducer	K.B. Aerotech	Gamma	H16904
Transducer	K.B. Aerotech	Gamma	J01743
Transducer	K.B. Aerotech	Gamma	J01745
Transducer	Krautkramer	MWB	2772
Transducer	Krautkramer	MWB	2778
Transducer	Megasonics	CGD	A1011
Transducer	Megasonics	CGD	A1012
Transducer	Megasonics	CGD	A1013
Transducer	Megasonics	CGD	A1014
Transducer	Megasonics	CGD	A1016
Transducer	Megasonics	CGD	A1056
Transducer	Megasonics	Gamma	90338
Transducer	Megasonics	Gamma	A1251
Transducer	Megasonics	MST	81016
UT Machine	Krautkramer	USK-7	27276-1060
UT Machine	Krautkramer	USK-7	27276-1078
UT Machine	Krautkramer	USK-7	27276-1091
UT Machine	Krautkramer	USK-7	27276-1534
UT Machine	Krautkramer	USK-7	27276-1540
UT Machine	Krautkramer	USK-7	27276-4641
UT Machine	Krautkramer	USK-7	27276-4923-2
UT Machine	Krautkramer	USK-7	27276-802
UT Machine	Krautkramer	USK-7S	31459-1131
UT Machine	Krautkramer	USK-7S	31459-525
UT Machine	Krautkramer	USL-38	0180453
UT Machine	Krautkramer	USL-38	210886
UT Machine	Krautkramer	USL-48	212525
UT Machine	Krautkramer	USL-48	213478
UT Machine	Krautkramer	USL-48	213479
UT Machine	Panametrics	DSL-104	1048467
UT Machine	Panametrics	DSL-104	10485202
UT Machine	Sonic	136	136-171A

MATERIALS

Description	Manufacturer	Model/Type	Serial No.
Cleaner	Magnaflux	SKC-S	88F051
Couplant	Echo Ultrasound	Ultragel II	8868
Couplant	Echo Ultrasound	Ultragel II	9088
Developer	Magnaflux	SKD-S	88F078
Gray Powder	Magnaflux	No. 1	87J041
PT Cleaner	Magnaflux	SKC-NF	90C09P
PT Developer	Magnaflux	SKD-NF	89L04P
PT Penetrant	Magnaflux	SKL-HF/S	89K02K
PT Penetrant	Magnaflux	SKL-HF/S	90C07K
Penetrant	Magnaflux	SKL-HF/S	88H046

EBASCO cont'd

MATERIALS

Description	Manufacturer	Model/Type	Serial No.
Red Powder	Magnaflux	8A	90D029
Red Powder	Magnaflux	No. 8A	88E030
Ultragel II	Echo Ultrasound		8981
Yellow Bath	Magnaflux	14 AM	88J038

ROCKWELL

EQUIPMENT

Description	Manufacturer	Model/Type	Serial No.
Surface Thermo	PTC	312FRR	1865 - 1876
Transducer	K B Aerotech	1" Dia. Gamma	B02675
Transducer	K B Aerotech	1" Dia. Gamma	M09575
Transducer	K B Aerotech	1" Dia. Gamma	M09576
Transducer	K B Aerotech	1" Dia. Gamma	M09577
Transducer	K B Aerotech	1" Dia. Gamma	M09579
Transducer	K B Aerotech	1/2" Dia.	A13005
Transducer	K B Aerotech	1/2" Dia.	A13006
Transducer	K B Aerotech	1/2" Dia.	A13007
Transducer	K B Aerotech	1/2" Dia.	A13008
Transducer	K B Aerotech	1/2" Dia.	A13009
Transducer	K B Aerotech	1/2" Dia.	A13010
Transducer	K B Aerotech	1/2" Dia.	A13057
Transducer	K B Aerotech	1/2" Dia.	A13058
Transducer	K B Aerotech	1/2" Dia.	A13064
Transducer	K B Aerotech	1/2" Dia.	A13068
Transducer	K B Aerotech	1/2" Dia.	D25310
Transducer	K B Aerotech	1/2" Dia.	D25314
Transducer	K B Aerotech	1/2" Dia.	D255314
Transducer	K B Aerotech	1/2" Dia.	L14301
Transducer	K B Aerotech	1/2" Dia.	L14302
UT Instrument	Rockwell		1
XY Monitor	Tektronix	604	B010526/KM46152

WYLE LABORATORIES

EQUIPMENT

Description	Manufacturer	Model/Type	Serial No.
Snubber Test Machine	Wyle Labs.	100	108

SECTION 6

REPAIR AND REPLACEMENT SUMMARY

NIS-2 OWNERS DATA REPORTS

This section provides a listing of the 96 ASME Section XI repairs or replacements performed between May 29, 1989 and March 9, 1991.

All repairs and replacements were considered to be of a routine nature. There were no flaws identified during performance of any ISI examination that required a repair or replacement to be performed.

Several modifications were completed during this period. Of those completed, Modifications M-F041 and M-F045 consisted of the deletion of 79 snubbers evaluated as no longer required. Modification IAF010 consisted of a reconfiguration to the piping for the Main Steam Isolation Valve accumulators to a more effective design. Modification MSF012 involved replacement of the valve disc, cover and other valve internals to Main Steam Isolation Valve 1B21F028A. The modification is designed to improve valve performance and reliability.

Following the listing are copies of all Class 1 and 2 Repair/Replacement Abstracts and associated NIS-2 Owner's Data Reports for this reporting period. Data reports for parts supporting the NIS-2's have not been included.

The records for all Section XI repairs and replacements are available and are located in the Clinton Records Vault and filed under record type 4E.230 entitled "N-5 Data Report Package Supplements".

SECTION 6

REPAIR AND REPLACEMENT LISTING

NIS-2 No.	NIS-2 Date	Class	Description	Flaw Repair
RF-2-01	06/21/89	3	REPLACED FAILED SUPPORT MEMBER	N
RF-2-02	07/14/89	1	REPLACED PUMP SEAL	N
RF-2-03	07/14/89	3	INSTALLED PLANT MODIFICATION RTF015	N
RF-2-04	07/14/89	1	REPLACED PUMP SEAL	N
RF-2-05	07/21/89	3	VALVE AND PIPING EROSION REPAIR	N
RF-2-06	07/28/89	3	REPLACED SNUBBER BOLTING	N
RF-2-07	01/04/90	3	REPLACED PUMP ROTATING ASSEMBLY	N
RF-2-08	01/22/90	3	REPAIR GASKET SEATING SURFACE	N
RF-2-09	02/07/90	3	REPAIR GASKET SEATING SURFACE	N
RF-2-10	02/28/90	2	REPLACE SUPPORT JAM NUTS	N
RF-2-11	03/15/90	3	REPLACED VALVE PLUG	N
RF-2-12	03/15/90	3	RETUBED DIESEL HEAT EXCHANGERS	N
RF-2-13	03/15/90	3	REPLACED (2) LEAKING VALVES	N
RF-2-14	03/20/90	3	REPLACED 3 VALVES, BONNET, AND ELBOWS	N
RF-2-15	03/22/90	3	REPLACED VALVE 1SX014A	N
RF-2-16	03/24/90	3	INSTALLED PLANT MODIFICATION SXF012	N
RF-2-17	03/26/90	3	REPLACED VALVE 1SX064A	N
RF-2-18	04/05/90	3	INSTALLED PLANT MODS SXF013 AND SXF015	N
RF-2-19	04/06/90	3	REPLACED VALVE 1SX005C	N
RF-2-20	04/10/90	3	REPLACED VALVES 1G33F045A,B,C	N
RF-2-21	04/25/90	1	REPAIRED VALVE DISC A/D SN R5418	N
RF-2-22	04/25/90	3	REPLACED FLANGE BOLTING	N
RF-2-23	04/25/90	3	REPLACED FLANGE BOLTING	N
RF-2-24	04/25/90	2	REPLACED 4 GLAND STUD NUTS	N
RF-2-25	05/12/90	3	REPLACED PIPING BELLOWS ASSEMBLY	N
RF-2-26	06/05/90	3	REPAIRED PIPING BELLOWS SUPPORT	N
RF-2-27	06/05/90	2	REPLACEMENT IMPLEMENTING I&E 89-56	N
RF-2-28	06/05/90	3	REPAIRED BELLOWS AND SUPPORT PIPE CLAMP	N
RF-2-29	07/31/90	3	RETUBED HEAT EXCHANGERS (MIC)	N
RF-2-30	09/14/90	1	REPLACED PUMP SEAL & FLANGE BOLTING	N
RF-2-31	10/09/90	3	REPLACED PUMP BOLTING	N
RF-2-32	10/15/90	3	REPLACED VALVE AND REBUILT PUMP	N
RF-2-33	11/05/90	2	DELETED SNUBBERS PER PLANT MOD M-F041	N
RF-2-34	11/07/90	3	DELETED SNUBBERS PER PLANT MOD M-F041	N
RF-2-35	11/12/90	3	DELETED SNUBBERS PER PLANT MOD M-F045	N
RF-2-36	11/12/90	1,2	DELETED SNUBBERS PER PLANT MOD M-F045	N
RF-2-37	11/20/90	3	REPLACED PIPING ORIFICE	N
RF-2-38	11/27/90	3	DELETED SNUBBERS PER PLANT MOD M-F041	N
RF-2-39	11/27/90	3	DELETED SNUBBERS PER PLANT MOD M-F041	N
RF-2-40	11/30/90	3	REPLACED HEAT EXCHANGER CLEANOUT PLUG	N
RF-2-41	11/30/90	3	REPLACED SNUBBER 1SX15019S	N
RF-2-42	11/30/90	3	REPLACED PUMP ROTATING ASSEMBLY	N
RF-2-43	12/10/90	3	DELETED SNUBBERS PER PLANT MODS M-F041,M-F045	N
RF-2-44	12/14/90	3	DELETED SNUBBERS PER PLANT MODS M-F041,M-F045	N
RF-2-45	12/26/90	2,3	REPLACED BOLTING ON SHELL AND HEAD FLANGE	N
RF-2-46	01/02/91	3	DELETED SNUBBERS PER PLANT MOD M-F045	N
RF-2-47	12/28/90	3	REPAIRED GASKET SEATING SURFACE	N
RF-2-48	01/03/91	3	INSTALLED PLANT MODIFICATION SXF019	N
RF-2-49	01/07/91	3	REPLACED VALVE 1SX020A	N

SECTION 6

REPAIR AND REPLACEMENT LISTING

NIS-2 No.	NIS-2 Date	Class	Description	Flaw Repair
RF-2-50	01/11/91	3	INSTALLED PLANT MODIFICATION SXF019	N
RF-2-51	01/15/91	3	REPLACED VALVE DISC AND BUSHING	N
RF-2-52	01/16/91	2	REPLACED VALVE DISC AND BUSHING	N
RF-2-53	01/18/91	3	REPLACED VALVE 1SX014B	N
RF-2-54	01/21/91	3	REPLACED NUT ON PIPE FLANGE	N
RF-2-55	01/22/91	2	REPLACED BENT SUPPORT EXTENSION PIECE	N
RF-2-56	01/25/91	3	INSTALLED PLANT MODIFICATION SXF019	N
RF-2-57	01/29/91	3	REPLACED COVER BOLTING	N
RF-2-58	01/29/91	3	REPAIRED VALVE GUIDES AND REPLACED DISC	N
RF-2-59	01/29/91	1	REPLACED LOST GLAND NUT	N
RF-2-60	01/29/91	2	INSTALLED PLANT MODIFICATION RHF015	N
RF-2-61	01/30/91	2	INSTALLED PLANT MODIFICATION RHF015	N
RF-2-62	01/31/91	2	DELETED PIPING PER PLANT MOD MSF012	N
RF-2-63	02/01/91	3	IMPLEMENTED PLANT MODIFICATION SXF009	N
RF-2-64	02/01/91	3	INSTALLED PLANT MODIFICATION SXF009	N
RF-2-65	02/01/91	3	REPLACED VALVE	N
RF-2-66	02/04/91	2	INSTALLED PLANT MODIFICATION RHF015	N
RF-2-67	02/04/91	2	INSTALLED PLANT MODIFICATION RHF017	N
RF-2-68	02/07/91	1	REPAIRED STEAM CUTS AND PITTING	N
RF-2-69	02/06/91	3	PIPING REPLACEMENT	N
RF-2-70	02/06/91	3	REPLACED VALVE 1SX012B	N
RF-2-71	02/20/91	2	INSTALLED PLANT MODIFICATION RIF007	N
RF-2-72	02/07/91	1	REPAIRED STEAM CUT AND PITTING	N
RF-2-73	02/11/91	3	REPLACED VALVE 1SX011B	N
RF-2-74	02/11/91	1	REPLACED SUCTION DECON FLANGE	N
RF-2-75	02/11/91	2	INSTALLED PLANT MODIFICATION RHF015	N
RF-2-76	02/11/91	2	REPAIRED SUPPORT & INSTALLED MOD RHF015	N
RF-2-77	02/11/91	2	INSTALLED PLANT MODIFICATION RHF015	N
RF-2-78	02/14/91	3	INSTALLED PLANT MODIFICATION IAF010	N
RF-2-79	02/14/91	3	INSTALLED PLANT MODIFICATION IAF010	N
RF-2-80	02/13/91	1	INSTALLED PLANT MODIFICATION MSF012	N
RF-2-81	02/14/91	3	INSTALLED PLANT MODIFICATION IAF010	N
RF-2-82	02/14/91	3	INSTALLED PLANT MODIFICATION IAF010	N
RF-2-83	02/15/91	3	INSTALLED PLANT MODIFICATION IAF010	N
RF-2-84	02/19/91	3	INSTALLED PLANT MODIFICATION IAF010	N
RF-2-85	02/20/91	3	INSTALLED PLANT MODIFICATION IAF010	N
RF-2-86	02/20/91	3	INSTALLED PLANT MODIFICATION IAF010	N
RF-2-87	02/20/91	2	REPLACED SNUBBER	N
RF-2-88	02/26/91	1	REPLACED VALVE COVER NUT	N
RF-2-89	03/01/91	3	REPLACED VALVE 1B21F433A	N
RF-2-90	03/01/91	2	REPLACED GLAND STUD & SUPPORT BOLTING	N
RF-2-91	03/04/91	1	REPLACED PIPE BOLTING MATERIAL	N
RF-2-92	03/04/91	3	REPLACED SUPPORT ITEMS	N
RF-2-93	03/06/91	2	REPLACED VALVE BOLTING MATERIAL	N
RF-2-94	03/06/91	2	REPLACED SUPPORT 1RH09066X	N
RF-2-95	03/07/91	2	REPLACED INBOARD BLIND FLANGE	N
RF-2-96	03/08/91	1	REPLACED MAIN STEAM SRV'S	N

REPAIR/REPLACEMENT ABSTRACT

RF-2-02

D05763, D06536

MWR

1. Owner Illinois Power Company Date 07/14/89
(Name)Plant Clinton Power Station Sheet 1 of 1Address RT 54 EastClinton, IL 617272. Work Performed by Illinois Power Co. N/A
(Name) Repair Organization
Clinton, Illinois P.O. No., Job No.,
(Address) etc.3. Identification of System Reactor Recirculation (NGE01)

4. Equipment ID No.

1B33-C001B

5. Component/Name/Size

Pump/Bingham-Willamette/N/A

6. ASME Section III

Code Class - 1

7. Purpose: (Statement of Problem)

The purpose of this work was to replace the pump seal assembly that failed during operation causing excessive leakage.

8. Narrative Summary: (Brief description of work performed)

- 1) The installed seal was removed and inspected under MWR D06339. It was determined that there was no failure of the code components but the seal was destroyed and must be replaced (see MWR D05763).
- 2) The entire seal assembly was discarded and replaced with the seal installed in pump 1B33-C001A after that seal was inspected and rebuilt under MWR D06536.
- 3) A system leakage test was performed and VT-2 inspection completed on 6/17/89.

9. Materials Used:

Material for Seal Holder and Upper Seal Gland were transferred from pump 1B33-C001A.

10. Remarks:

None

Prepared by Thomas M. Zwick Date 7/14/89

ILLINOIS POWER COMPANY

FORM NIS-2 OWNER'S REPORT FOR REPAIRS OR REPLACEMENTS
As Required by the Provisions of the ASME Code Section XI

M05-1072-2

1. Owner Illinois Power Company Date Report No. RF-2-02
 Name
500 S. 27th St., Decatur, IL 62525 Address
 Date July 14, 1989
 Sheet 1 of 1
 Unit 1
2. Plant Clinton Power Station
 Name
Box 678, Clinton, IL 61727 Address
MWR- D05763, D06536
 Repair Organization P.O. No, Job No.
 Type Code Symbol Stamp N/A
 Authorization No. N/A
 Expiration Date N/A
3. Work Performed by Illinois Power Co.
Box 678, Clinton, Illinois 61727 Address
 Identification of System Reactor Recirculation (NGE01) Code Class 1
5. (a) Applicable Construction Code Section III 1971 Edition, W73 Addenda,
 Code Cases None
 (b) Applicable Edition of Section XI Utilized for Repairs or Replacements 1980 W81 Addenda,
 Code Cases N308
6. Identification of Components Repaired or Replaced: Replacement Components

Name of Component	Name of Manufacturer	Manufacturer Serial No.	National Board No.	Other Identification	Year Built	Repaired Replaced or Replacement	ASME Code Stamped (Yes or No)
Pump	Bingham-Willamette	14217102	NB-394	1833-C001B	1977	Replacement	Yes
<i>Aug 7/24/89</i>							

7. Description of Work Replaced pump seal that leaked excessively during operation. The seal for this replacement was obtained from pump 1B21-C001A and reworked under MWR D06536.
8. Tests Conducted:
 Hydrostatic [] Pneumatic [] Nominal Operating Pressure [X] Other [] _____
 Pressure _____ psi Test Temp. _____ °F
9. Remarks No new code parts were procured. The heat code and serial no.'s for the code parts are as follows: Seal Holder HT 72970 Serial No. 7102-1, Upper Gland HT G011 Serial No. 7101-1.

CERTIFICATE OF COMPLIANCE

We certify that the statements made in this report are correct and this replacement
conforms to the rules of the ASME Code Section XI. repair or replacement

Signed Stewart B. Bell Supervisor-ISI
Owner or Owner's Designee, Title

Date July 14, 1989

CERTIFICATE OF INSERVICE INSPECTION

I, the undersigned, holding a valid commission issued by the National Board of Boiler and Pressure Vessel Inspectors and the State or Province of Illinois and employed by Lumbermens Mutual Casualty Co. of Illinois have inspected the components described in this Owner's Report during the period 5-26-89 to 7-13-89, and state that to the best of my knowledge and belief, the Owner has performed examinations and taken corrective measures described in this Owner's Report in accordance with the requirements of the ASME Code, Section XI.

By signing this certificate neither the Inspector nor his employer makes any warranty, expressed or implied, concerning the examinations and corrective measures described in this Owner's Report. Furthermore, neither the Inspector nor his employer shall be liable in any manner for any personal injury or property damage or a loss of any kind arising from or connected with this inspection.

M.A. McLeod
Inspector's Signature

Commissions IL 1444 N, I, B
National Board, State, Province

Date 7-14 1989

REPAIR/REPLACEMENT ABSTRACT

RF 2-04

D06340, D02472

MWR

1. Owner Illinois Power Company Date 07/14/89
(Name)Plant Clinton Power Station Sheet 1 of 1Address RT 54 EastClinton, IL 617272. Work Performed by Illinois Power Co. N/A
(Name) Repair Organization
Clinton, Illinois P.O. No., Job No.,
(Address) etc.3. Identification of System Reactor Recirculation (NGE01)

4. Equipment ID No.

5. Component/Name/Size

6. ASME Section III

1B33-C001A

Pump/Bingham-Willamette/N/A

Code Class - 1

7. Purpose: (Statement of Problem)

The purpose of this work was to disassemble the pump seal for inspection due to the failure of the seal on pump B. The seal will then be installed in pump B and a spare seal installed in this pump.

8. Narrative Summary: (Brief description of work performed)

- 1) The installed seal was removed and inspected under MWR D06536. The seal was rebuilt and installed in pump 1B33-C001B because that seal was unusable (see MWR D05763).
- 2) The spare seal assembly was reconditioned on MWR D02472 and installed in the pump under MWR D06340.
- 3) A system leakage test was performed and VT-2 inspection completed on 6/13/89.

9. Materials Used:

- 1) Seal Holder Assembly: SN-1436139-1, N.B. No. 1164
- 2) Upper Seal Gland: SN-1126342-1, N. B. No. 1163

10. Remarks:

None

Prepared by Thomas M. Zwick Date 7/14/89

ILLINOIS POWER COMPANY

FORM NIS-2 OWNER'S REPORT FOR REPAIRS OR REPLACEMENTS
As Required by the Provisions of the ASME Code Section XI

M05-1072-1

1. Owner Illinois Power Company Data Report No. RF-2-04
 Name
500 S. 27th St., Decatur, IL 62525
 Address
2. Plant Clinton Power Station Date July 14, 1989
 Name
Box 678, Clinton, IL 61727
 Address Sheet 1 of 1
Unit 1
3. Work Performed by Illinois Power Co. MWR- D06340, D02472
Box 678, Clinton, Illinois 61727
 Address Repair Organization P.O. No, Job No.
Type Code Symbol Stamp N/A
Authorization No. N/A
Expiration Date N/A
4. Identification of System Reactor Recirculation (NGE01) Code Class 1
5. (a) Applicable Construction Code Section III 1971 Edition, W73 Addenda,
 Code Cases None
 (b) Applicable Edition of Section XI Utilized for Repairs or Replacements 1980 W81 Addenda,
 Code Cases N308
6. Identification of Components Repaired or Replaced and Replacement Components

Name of Component	Name of Manufacturer	Manufacturer Serial No.	National Board No.	Other Identification	Year Built	Repaired Replaced or Replacement	ASME Code Stamped (Yes or No)
Pump	Bingham-Willamette	14217101	NB-394	1B33-C001A	1977	Replacement	Yes
<i>Aug 7/14/89</i>							

7. Description of Work Replaced pump seal assembly. The replacement seal was a spare seal reworked under MWR D02472.
8. Tests Conducted:
 Hydrostatic [] Pneumatic [] Nominal Operating Pressure [X] Other [] _____
 Pressure psi Test Temp. °F
9. Remarks The heat code and serial no's for the code parts in the spare seal assembly are as follows:
Seal Holder Assy SN, 1436139-1 N.B. No. 1164; Upper Seal Gland SN, 1126342-1 N.B. No. 1163.

CERTIFICATE OF COMPLIANCE

We certify that the statements made in this report are correct and this replacement
conforms to the rules of the ASME Code Section XI. repair or replacement

Signed Stacy R. Bell Supervisor ISI Date July 14, 1989
Owner or Owner's Designee, Title

CERTIFICATE OF INSERVICE INSPECTION

I, the undersigned, holding a valid commission issued by the National Board of Boiler and Pressure Vessel Inspectors and the State or Province of Illinois and employed by Lumbermens Mutual Casualty Co. of Illinois have inspected the components described in this Owner's Report during the period 6-5-89 to 7-14-89, and state that to the best of my knowledge and belief, the Owner has performed examinations and taken corrective measures described in this Owner's Report in accordance with the requirements of the ASME Code, Section XI.

By signing this certificate neither the Inspector nor his employer makes any warranty, expressed or implied, concerning the examinations and corrective measures described in this Owner's Report. Furthermore, neither the Inspector nor his employer shall be liable in any manner for any personal injury or property damage or a loss of any kind arising from or connected with this inspection.

M. A. Marshall
Inspector's Signature

Commissions IL 1444 N.B.I.
National Board, State, Province

Date 7-14 1989

REPAIR/REPLACEMENT ABSTRACT

RF-2-10

D06650
MWR

1. Owner Illinois Power Company Date 02/28/90
(Name)

Plant Clinton Power Station Sheet 1 of 1

Address RT 54 East
Clinton, IL 61727

2. Work Performed by Illinois Power Co. -NA-
(Name) Repair Organization
Clinton, Illinois P.O. No., Job No.,
(Address) etc.

3. Identification of System Containment Bldg. HVAC (NVR01)

4. Equipment ID No. 1VR09013X	5. Component/Name/Size Piping Component Support	6. ASME Section III Code Class - 2
----------------------------------	--	---------------------------------------

7. Purpose: (Statement of Problem)

During a Plant Staff walkdown, the support bracket for pipe hanger 1VR09013X was found to have one jamb nut missing and the jamb nut on the other side was loose.

8. Narrative Summary: (Brief description of work performed)

1. Determined breakaway torque on the straight and angle legs for the installed hex nuts.
2. Cleaned the stud threads and reinstalled both hex nuts and torqued them to 55 ft. lbs.
3. Installed jamb nuts and torqued to 40 ft. lbs.

9. Materials Used:

Two jamb nuts SA307 Grade B.

10. Remarks:

None

Prepared by *Monica Zwick* Date 2-28-90

ILLINOIS POWER COMPANY

FORM NIS-2 OWNER'S REPORT FOR REPAIRS OR REPLACEMENTS
As Required by the Provisions of the ASME Code Section XI

NOS-1111-5

1. Owner Illinois Power Company Data Report No. RF-2-10
 Name
500 S. 27th St., Decatur, IL 62525
 Address
 Date February 28, 1990
 Sheet 1 of 1
 Unit 1
2. Plant Clinton Power Station
 Name
Box 678, Clinton, IL 61727
 Address
MWR- D06650
 Repair Organization P.O. No, Job No.
 Type Code Symbol Stamp N/A
 Authorization No. N/A
 Expiration Date N/A
3. Work Performed by Illinois Power Co.
Box 678, Clinton, Illinois 61727
 Address
4. Identification of System Containment Bldg. HVAC (NVR01) Code Class 2
5. (a) Applicable Construction Code Section III 1974 Edition, S74 Addenda,
 Code Cases NA
 (b) Applicable Edition of Section XI Utilized for Repairs or Replacements 1980 WB1 Addenda,
 Code Cases N308
6. Identification of Components Repaired or Replaced and Replacement Components

Name of Component	Name of Manufacturer	Manufacturer Serial No.	National Board No.	Other Identification	Year Built	Repaired Replaced or Replacement	ASME Code Stamped (Yes or No)
Support	Baldwin Assoc.	-NA-	-NA-	1VR09013X	1986	Replacement	NO
<i>Handwritten: NA 2/28/90</i>							

7. Description of Work Replaced two locknuts.

8. Tests Conducted:
 Hydrostatic [] Pneumatic [] Nominal Operating Pressure [] Other [X] -NA-
 Pressure -- psi Test Temp. -- °F
9. Remarks Locknuts (Heat Code CDA6) were receipt inspected on Q7591 of PO #X34847.

CERTIFICATE OF COMPLIANCE

We certify that the statements made in this report are correct and this replacement
conforms to the rules of the ASME Code, Section XI. repair or replacement

Signed Stewart R. Bell Supervisor-ISI
Owner or Owner's Designee, Title

Date FEBRUARY 28, 1990

CERTIFICATE OF INSERVICE INSPECTION

I, the undersigned, holding a valid commission issued by the National Board of Boiler and Pressure Vessel Inspectors and the State or Province of Illinois and employed by Arkwright Mutual Insurance (Factory Mutual Systems) of Massachusetts have inspected the components described in this Owner's Report during the period 02/21/90 to 02/28/90, and state that to the best of my knowledge and belief, the Owner has performed examinations and taken corrective measures described in this Owner's Report in accordance with the requirements of the ASME Code, Section XI.

By signing this certificate neither the Inspector nor his employer makes any warranty, expressed or implied, concerning the examinations and corrective measures described in this Owner's Report. Furthermore, neither the Inspector nor his employer shall be liable in any manner for any personal injury or property damage or a loss of any kind arising from or connected with this inspection.

Samuel W. Manning
Inspector's Signature

Commissions IL.# 1558
National Board, State, Province

Date 02-28- 1990

REPAIR/REPLACEMENT ABSTRACT

RF 2-21

PO No. 519135
MWR

1. Owner Illinois Power Company Date 04/24/90
(Name)

Plant Clinton Power Station Sheet 1 of 1

Address RT 54 East
Clinton, IL 61727

2. Work Performed by Anchor/Darling PO No. 519135
701 First St. Repair Organization
Williamsport, PA P.O. No., Job No.,
etc.

3. Identification of System Spare Disc (for valve 1B21F010A)

4. Equipment ID No. NA	5. Component/Name/Size Valve Disc - 18"	6. ASME Section III Code Class - 1
---------------------------	--	---------------------------------------

7. Purpose: (Statement of Problem)

Repaired valve disc removed from valve 1B21F010A. The disc seating area was extensively damaged and required the entire seating surface to be removed and replaced.

8. Narrative Summary: (Brief description of work performed)

- 1) Removed old stellite, and penetrant tested base material.
- 2) Performed weld buildup of base material, closed hinge pin holes, and repaired base metal damage in hinge boss area.
- 3) Machined weld prep and applied stellite overlay.
- 4) Penetrant tested the hard surfacing and machined disc to dimensional requirements of drawing.
- 5) Completed a final penetrant test of all machined surfaces and weld repair areas.

9. Materials Used:

Filler Material - SFA 5.1, E7018
Hard Surfacing - Stellite Type RCoCr-A-1

10. Remarks:

Records of all work performed including procedures, material, certifications, and personnel and equipment used are included in the Vendor Repair Program documentation (S0770) filed with the receipt records package QRIR No. Q16543.

Prepared by Thomas M. Zwick Date 4-25-90

ILLINOIS POWER COMPANY

FORM NIS-2 OWNER'S REPORT FOR REPAIRS OR REPLACEMENTS
As Required by the Provisions of the ASME Code Section XI

1. Owner Illinois Power Company Data Report No. RF-2-21
 Name
500 S. 27th St., Decatur, IL 62525
 Address
2. Plant Clinton Power Station
 Name
Box 67B, Clinton, IL 61727
 Address
3. Work Performed by Illinois Power Co.
Box 67B, Clinton, Illinois 61727
 Address
4. Identification of System Spare Disc (from valve 1B21F010A) Code Class 1
5. (a) Applicable Construction Code Section III 1974 Edition, S75 Addenda,
 Code Cases 1516-1, 1567, 1622, 1635-1, 1677
 (b) Applicable Edition of Section XI Utilized for Repairs or Replacements 1986 86 Addenda,
 Code Cases -NA-
6. Identification of Components Repaired or Replaced and Replacement Components

Date April 24, 1990
 Sheet 1 of 1
 Unit 1
 PO No. -519135
 Repair Organization P.O. No, Job No.
 Type Code Symbol Stamp NR
 Authorization No. 44
 Expiration Date 7-10-89

Name of Component	Name of * Manufacturer	Manufacturer Serial No.	National Board No.	Other Identification	Year Built	Repaired Replaced or Replacement	ASME Code Stamped (Yes or No)
Disc	Anchor/Darling	R5418	NA	Ht. No. 3765	1979	Repaired	No
<i>May 4-25-90</i>							

7. Description of Work Anchor Darling Valve Company reworked disc to restore it to original specifications and drawing 93-15010, Rev. C.
8. Tests Conducted:
 Hydrostatic [] Pneumatic [] Nominal Operating Pressure [] Other [X] None
 Pressure _____ psi Test Temp. _____ °F
9. Remarks Material certifications, procedures and repair travellers documenting activities, material and personnel are included with QRIR Q16543. NR-1 Data Report for work is attached. The repair organization Program utilized ASME Section XI 1986 Edition to control the work and is evaluated as equivalent to the IP Section XI Program (Section XI 1980, W81 Addenda).

CERTIFICATE OF COMPLIANCE

We certify that the statements made in this report are correct and this repair
conforms to the rules of the ASME Code, Section XI. repair or replacement

Signed Stuart R. Bell Supervisor-ISI
Owner or Owner's Designee, Title

Date APRIL 25, 1990

CERTIFICATE OF INSERVICE INSPECTION

I, the undersigned, holding a valid commission issued by the National Board of Boiler and Pressure Vessel Inspectors and the State or Province of Illinois and employed by Arkwright Mutual Insurance (Factory Mutual Systems) of Massachusetts have inspected the components described in this Owner's Report during the period 02/15/89 to 04/24/90, and state that to the best of my knowledge and belief, the Owner has performed examinations and taken corrective measures described in this Owner's Report in accordance with the requirements of the ASME Code, Section XI.

By signing this certificate neither the inspector nor his employer makes any warranty, expressed or implied, concerning the examinations and corrective measures described in this Owner's Report. Furthermore, neither the inspector nor his employer shall be liable in any manner for any personal injury or property damage or a loss of any kind arising from or connected with this inspection.

Stuart R. Bell
Inspector's Signature

Commissions IL-1558
National Board, State, Province

Date 04-25- 1990

**FORM NR-1 REPORT OF REPAIR INSTALLATION OF REPLACEMENT(S)
TO NUCLEAR COMPONENTS AND SYSTEMS IN NUCLEAR POWER PLANTS**

1. Work performed by Anchor/Darling Valve Company S0770
(Name) (Repair Organization's P.O. No., Job No., etc.)

P.O. Box 3428, 701 First Street, Williamsport, PA 17701
(Address)

2. Owner Illinois Power Company
(Name)

P.O. Box 511, Decatur, Illinois 62525

3. Name and Identification of Nuclear Power Plant Clinton Power Station

4. Address of Nuclear Power Plant RR 3, P.O. Box 228, Rt. 54E, Clinton, Illinois 61727

5. Identification of System 18"-1500#-Tilt Disc Check Disc 1B21-F010A, 1B21-F010B

6. a: Identification of Component Replaced or Replacement Component ---

b: Name of Manufacturer Anchor/Darling Valve Company

c: Identifying Nos. E6214-153-1 N/A N/A N/A 1979
(Mfr.'s Serial No.) (Nat'l. Bd. No.) (Jurisdictional No.) (Other) (Year Built)

7. Applicable Edition of Section XI of ASME Code 19 86 Addenda 1986 Code Case 1516-1, 1567, 1622
1635-1 & 1677

8. Description of Work Rework, repair and restore 18"-1500#-Tilt Disc Check Disc in new
(Use of additional sheet(s) or sketches) is acceptable if properly identified)

condition. Disc heat no. F3765, serial no. R5418, Reference Drawing F5371 Rev. 0, 93-15010 Rev. C.

9. Tests Conducted: Hydrostatic Pneumatic Nominal Operating Pressure Pressure _____ psi

10. Remarks: The above disc was repaired in accordance with Anchor/Darling Valve Quality Systems Certificate No. 44, which expires on July 10, 1989.

CERTIFICATE OF COMPLIANCE

We certify that the statements made in this report are correct and this repair conforms to Section XI of the ASME Code.
(repair, replacement)

Signed R. L. Stannett Q. A. Engineer 4/14 19 89
(Authorized Representative of Repair Organization) (Title) (Date)

CERTIFICATE OF INSPECTION

I, the undersigned, holding a valid commission issued by the National Board of Boiler and Pressure Vessel Inspectors, employed by Commercial Union Insurance Company of Boston, Mass., have inspected the repair or replacement described in this Report on 4-14, 19 89, and state that to the best of my knowledge and belief, this repair or replacement has been made or constructed in accordance with Section XI of the ASME Code. By signing this certificate, neither the inspector nor his employer makes any warranty, expressed or implied, concerning the repair or replacement described in this Report. Furthermore, neither the inspector nor his employer shall be liable in any manner for any personal injury or property damage or a loss of any kind arising from or connected with this inspection.

Date 4-14-89 Charles Young Commissions Pennsylvania 2392
(State or Province, National Board)

REPAIR/REPLACEMENT ABSTRACT

RF-2-24

D14966

MWR

1. Owner Illinois Power Company Date 04/25/90
(Name)

Plant Clinton Power Station Sheet 1 of 1

Address RT 56 East
Clinton, IL 61727

2. Work Performed by Illinois Power Co. -NA-
(Name) Repair Organization
Clinton, Ill. P.O. No., Job No.,
(Address) etc.

3. Identification of System Residual Heat Removal (NRH01)

4. Equipment ID No.
1E.20603

5. Component/Name/Size
Pump - Gould

6. ASME Section III
Code Class - 2

7. Purpose: (Statement of Problem)

During performance of PM PMMRHM012 it was found that the four (4) gland stud nuts were missing. This MWR was prepared to replace the nuts.

8. Narrative Summary: (Brief description of work performed)

Installed the four gland nuts, retested the pump, and performed a VT-2 inspection on 4-8-90. The test was satisfactory.

9. Materials Used:

Gland nuts - ASME SA-194 Gr. 8M

10. Remarks:

None

Prepared by JM Zwick Date 4-25-90

ILLINOIS POWER COMPANY

FORM NIS-2 OWNER'S REPORT FOR REPAIRS OR REPLACEMENTS
As Required by the Provisions of the ASME Code Section XI

MS-1075-3

1. Owner Illinois Power Company Date Report No. RF-2-24
 Name
500 E. 27th St., Decatur, IL 62525
 Address
 Date 4-25-90
 Sheet 1 of 1
 Unit 1
2. Plant Clinton Power Station
 Name
Box 678, Clinton, IL 61727
 Address
MWR- D16966
 Repair Organization P.O. No., Job No.
3. Work Performed by Illinois Power Co.
Box 678, Clinton, Illinois 61727
 Address
 Type Code Symbol Stamp N/A
 Authorization No. N/A
 Expiration Date N/A
4. Identification of System Residual Heat Removal (NRHC1) Code Class 2
5. (a) Applicable Construction Code Section III 1974 Edition, W75 Addenda,
 Code Cases 1677
 (b) Applicable Edition of Section XI Utilized for Repairs or Replacements 1980 WB1 Addenda,
 Code Cases N308
6. Identification of Components Repaired or Replaced and Replacement Components

Name of Component	Name of Manufacturer	Manufacturer Serial No.	National Board No.	Other Identification	Year Built	Repaired Replaced or Replacement	ASME Code Stamped (Yes or No)
Pump	Goulds	N7688858	401	1E12C003	1978	Replacement	Yes
<i>APR 4 25 90</i>							

7. Description of Work Replaced four (4) gland stud nuts.

8. Tests Conducted:
 Hydrostatic Pneumatic Nominal Operating Pressure Other
 Pressure -- psi Test Temp. -- °F
9. Remarks The nuts Heat Code CBJ were receipt inspected on purchase order no. X-02990.
The leak test and VT-2 were completed on 4-8-90.

CERTIFICATE OF COMPLIANCE

We certify that the statements made in this report are correct and this replacement conforms to the rules of the ASME Code, Section XI. repair or replacement

Signed Stan R. Bell Supervisor-151
Owner or Owner's Designee, Title

Date APRIL 25, 1990

CERTIFICATE OF INSERVICE INSPECTION

I, the undersigned, holding a valid commission issued by the National Board of Boiler and Pressure Vessel Inspectors and the State or Province of Illinois and employed by Arkwright Mutual Insurance (Factory Mutual Systems) of Massachusetts have inspected the components described in this Owner's Report during the period 04/02/90 to 04/26/90, and state that to the best of my knowledge and belief, the Owner has performed examinations and taken corrective measures described in this Owner's Report in accordance with the requirements of the ASME Code, Section XI.

By signing this certificate neither the inspector nor his employer makes any warranty, expressed or implied, concerning the examinations and corrective measures described in this Owner's Report. Furthermore, neither the inspector nor his employer shall be liable in any manner for any personal injury or property damage or a loss of any kind arising from or connected with this inspection.

Stanley R. Manning
Inspector's Signature

Commissions IL-1558
National Board, State, Province

Date 04-25- 1990

REPAIR/REPLACEMENT ABSTRACT

MWR/PO D14173 NIS-2 No. RF-2-27

1. Owner Illinois Power Company Date 06/05/90
(Name)

Plant Clinton Power Station Sheet 1 of 1

Address RT 54 East

Clinton, IL 61727

2. Work Performed by Illinois Power Co. NA
(Name) Repair Organization
Clinton, Ill. 61727 P.O. No., Job No.,
(Address) etc.

3. Identification of System Residual Heat Removal (NRH09)

4. Equipment ID No. 1E12D319C	5. Component/Name/Size Piping - 14"	6. ASME Section III Code Class - 2
--------------------------------------	--	---

7. Purpose: (Statement of Problem)

Removed two flange studs, four nuts, and 1 ounce of material from the spectacle flange for testing. This work is performed to address NRC I&E Information Notice 89-56, CR-1-89-08-06, and Potential 10CFR21 Defect 21-89-10.

8. Narrative Summary: (Brief description of work performed)

- 1) The nuts and studs were removed and metal removed from the spectacle flange by drilling four 3/8" holes as defined in ECN 9467.
- 2) Performed a hardness test of flange.
- 3) Returned material to QC for testing. (See remarks.)


9. Materials Used:

- 2 - 1 1/8" studs - SA193 Grade B7
- 4 - 1 1/8" nuts - SA194 Grade 2H

10. Remarks:

The tests were completed and the material was acceptable. The report and results are documented in CR-1-89-08-06.

Prepared by Thomas M. Zwick Date 6-5-90



ILLINOIS POWER COMPANY

FORM NIS-2 OWNER'S REPORT FOR REPAIRS OR REPLACEMENTS
As Required by the Provisions of the ASME Code Section XI

M05-1075-3

1. Owner Illinois Power Company Date Report No. RF-2-27
 Name
500 S. 27th St., Decatur, IL 62525 Date June 5, 1990
 Address Sheet 1 of 1
 2. Plant Clinton Power Station Unit 1
 Name
Box 678, Clinton, IL 61727 MWR- D14173
 Address Repair Organization P.O. No, Job No.
 3. Work Performed by Illinois Power Co. Type Code Symbol Stamp N/A
Box 678, Clinton, Illinois 61727 Authorization No. N/A
 Address Expiration Date N/A
 4. Identification of System Residual Heat Removal (NRH09) Code Class 2
 5. (a) Applicable Construction Code Section III 1974 Edition, S74 Addenda,
 Code Cases NA
 (b) Applicable Edition of Section XI Utilized for Repairs or Replacements 1980 WB1 Addenda,
 Code Cases N308
 6. Identification of Components Repaired or Replaced and Replacement Components

Name of Component	Name of Manufacturer	Manufacturer Serial No.	National Board No.	Other Identification	Year Built	Repaired Replaced or Replacement	ASME Code Stamped (Yes or No)
Piping	Ill. Power	NRH09	NA	1E12D319C	1986	Replacement	Yes
<i>Amg 6590</i>							

7. Description of Work Replaced two 1 1/8" - 8 x 10 studs and four nuts and removed metal for a chemical analysis as specified in ECN 9467.
8. Tests Conducted:
 Hydrostatic Pneumatic Nominal Operating Pressure Other See Remarks
 Pressure _____ psi Test Temp. _____ *F
9. Remarks A pressure test and VT-2 was not required because the joint was not broken during the replacement. Material used is as follows:
2 studs - Heat Code B2, QRIR W11077 of PO X34841
4 nuts - Heat Code A1, QRIR Q8177 of PO X34845

CERTIFICATE OF COMPLIANCE

We certify that the statements made in this report are correct and this replacement conforms to the rules of the ASME Code, Section XI. repair or replacement

Signed Steve R. Bell Supervisor-ISI Date JUNE 5, 1990
Owner or Owner's Designee, Title

CERTIFICATE OF INSERVICE INSPECTION

I, the undersigned, holding a valid commission issued by the National Board of Boiler and Pressure Vessel Inspectors and the State or Province of Illinois and employed by Arkwright Mutual Insurance (Factory Mutual Systems) of Massachusetts have inspected the components described in this Owner's Report during the period 10/27/89 to 06/04/90, and state that to the best of my knowledge and belief, the Owner has performed examinations and taken corrective measures described in this Owner's Report in accordance with the requirements of the ASME Code, Section XI.

By signing this certificate neither the Inspector nor his employer makes any warranty, expressed or implied, concerning the examinations and corrective measures described in this Owner's Report. Furthermore, neither the Inspector nor his employer shall be liable in any manner for any personal injury or property damage or a loss of any kind arising from or connected with this inspection.

Shirley A. Manning
Inspector's Signature

Commissions IL-1558
National Board, State, Province

Date 6-5- 1990

REPAIR/REPLACEMENT ABSTRACT

MWR/PO D08553, D06660 NIS-2 No. RF-2-30

1. Owner Illinois Power Company Date 09/10/90
(Name)

Plant Clinton Power Station Sheet 1 of 1

Address RT 54 East
Clinton, IL 61727

2. Work Performed by Illinois Power -NA-
(Name) Repair Organization
Box 678, Clinton, IL P.O. No., Job No.,
(Address) etc.

3. Identification of System Reactor Recirculation (NGE01)

4. Equipment ID No. 1B33-C001B/NGE01	5. Component/Name/Size Pump/Piping (NGE01)	6. ASME Section III Code Class - 1
---	---	---------------------------------------

7. Purpose: (Statement of Problem)
During operation the pump seal intermediate pressure was increasing, indicating a general deterioration of the seal mechanism. Replacement of the seal was undertaken to prevent failure. One stud and two nuts required replacement due to opening of a decon (continued in Remarks)

8. Narrative Summary: (Brief description of work performed)

1. Removed seal assembly and inspected unit for cause of failure. No ASME parts failure noted.
2. Performed a boroscope inspection of the pump and flow control valve.
3. Installed a replacement seal assembly and closed decon connection.
4. Performed functional test of pump assembly.
5. Performed a system leakage test and VT-2 inspection of all areas opened per CPS No. 2800.05 on 7-27-90.
6. VT-2 results were noted as acceptable.

9. Materials Used:
MWR D08553 - Seal Holder and upper gland seal.
MWR D06660 - 1 stud SA193 GR. B7, 2 nuts SA194 GR. B7.

10. Remarks:
continued from Block 7 Purpose: flange to perform a boroscope examination of the pump and control valve.

Prepared by Shenon M. Zwick Date 9-14-90

ILLINOIS POWER COMPANY

FORM NIS-2 OWNER'S REPORT FOR REPAIRS OR REPLACEMENTS
As Required by the Provisions of the ASME Code Section XI

762 E 286 JAT-2
9/14/90
W05-1072-2

1. Owner Illinois Power Company Date Report No. RF-2-30
 Name
500 S. 27th St., Decatur, IL 62525 Date September 14, 1990
 Address Sheet 1 of 1
 2. Plant Clinton Power Station Unit 1
 Name
Box 678, Clinton, IL 61727 MWR- D08553, D06660
 Address Repair Organization P.O. No, Job No.
 3. Work Performed by Illinois Power Co. Type Code Symbol Stamp N/A
Box 678, Clinton, Illinois 61727 Authorization No. N/A
 Address Expiration Date N/A
 4. Identification of System Reactor Recirculation (NGE01) Code Class 1
 5. (a) Applicable Construction Code Section III 19 * Edition, * Addenda,
 Code Cases * See Description
 (b) Applicable Edition of Section XI Utilized for Repairs or Replacements 1980 W81 Addenda,
 Code Cases N308
 6. Identification of Components Repaired or Replaced and Replacement Components

Name of Component	Name of Manufacturer	Manufacturer Serial No.	National Board No.	Other Identification	Year Built	Repaired Replaced or Replacement	ASME Code Stamp'd (Yes or No)
Pump	Bingham-Willamette	14217102	WB-395	1E33-C001B	1977	Replacement	Yes
Piping	Ill. Power	NGE01	NA	NGE01	1986	Replacement	Yes
<i>Nil 9-14-90</i>							

7. Description of Work Replaced pump seal assembly and bolting material for 4" decon connection flange between the pump and valve no. 1E33F060B.
Item 5(a) Applicable Construction Code: Pump - Section III 1971 Edition, W73 Addenda; Piping - Section III 1974 Edition; S74 Addenda.
8. Tests Conducted:
 Hydrostatic [] Pneumatic [] Nominal Operating Pressure [X] Other [] _____
 Pressure _____ psi Test Temp. _____ °F
9. Remarks For MWR D08553 ASME parts replaced were the seal holder and upper gland seal and were accepted as follows: seal holder - NB No. 1175 was received on QRIR 16165 of PO X24747; upper gland seal - NB No. 1276 was received on QRIR 16824 of PO 521287.
For MWR D06660 the parts replaced on the decon connection were two nuts HT No. A7 received on QRIR 8069 of PO X34845 and one stud HT No. A2 received on QRIR 9238 of PO X34842.

CERTIFICATE OF COMPLIANCE

We certify that the statements made in this report are correct and this replacement
conforms to the rules of the ASME Code, Section XI. repair or replacement

Signed Stu R. Bell Supervisor-ISI Date SEPTEMBER 19, 1990
Owner or Owner's Designee, Title

CERTIFICATE OF INSERVICE INSPECTION

I, the undersigned, holding a valid commission issued by the National Board of Boiler and Pressure Vessel Inspectors and the State or Province of Illinois and employed by Arkwright Mutual Insurance (Factory Mutual Systems) of Massachusetts have inspected the components described in this Owner's Report during the period 03/07/90 to 09/10/90, and state that to the best of my knowledge and belief, the Owner has performed examinations and taken corrective measures described in this Owner's Report in accordance with the requirements of the ASME Code, Section XI.

By signing this certificate neither the Inspector nor his employer makes any warranty, expressed or implied, concerning the examinations and corrective measures described in this Owner's Report. Furthermore, neither the Inspector nor his employer shall be liable in any manner for any personal injury or property damage or a loss of any kind arising from or connected with this inspection.

Bob Penning
Inspector's Signature

Commissions ILL, 1558
National Board, State, Province

Date 9-14- 19 90

REPAIR/REPLACEMENT ABSTRACT

MWR/PO D07625

NIS-2 No. RF-2-33

1. Owner Illinois Power Company Date 01/09/91
 Plant Clinton Power Station Sheet 1 of 1
 Address RT 54 East
Clinton, IL 61727

2. Work Performed by Illinois Power Co. -NA-
 (Name) Repair Organization
Clinton, Ill. 61727 P.O. No., Job No.,
 (Address) etc.

3. Identification of System Residual Heat Removal (NRH08)

4. Equipment ID No. NRH08	5. Component/Name/Size Piping Component Supports	6. ASME Section III Code Class - 2
------------------------------	---	---------------------------------------

7. Purpose: (Statement of Problem)

Removed snubbers from service in accordance with Plant Modification M-F041 and ECN's 9305 and 9546.

8. Narrative Summary: (Brief description of work performed)

1. Removed snubber 1RH22056S per job steps of MWR D07625.
2. Applied a tag to identify portions of snubber that were "retired in place" to the ECN removing the snubber.
3. Snubbers 1RH21049S, 1RH21050S, 1RH21051S, 1RH22049S, 1RH22050S and 1RH22051S are "retired in place" without removal and no further actions such as testing or inspection is required.

9. Materials Used:

None

10. Remarks:
None

Prepared by *M. J. Smith*

Date 1-9-91

ILLINOIS POWER COMPANY

FORM NIS-2 OWNER'S REPORT FOR REPAIRS OR REPLACEMENTS
As Required by the Provisions of the ASME Code Section XI

M05-1075-2

1. Owner Illinois Power Company Data Report No. RF-2-33
 Name
500 S. 27th St., Decatur, IL 62525
 Address Date January 9, 1991
 Sheet 1 of 1
2. Plant Clinton Power Station Unit 1
 Name
Box 678, Clinton, IL 61727
 Address MWR- D07625
 Repair Organization P.O. No, Job No.
3. Work Performed by Illinois Power Co. Type Code Symbol Stamp N/A
Box 678, Clinton, Illinois 61727 Authorization No. N/A
 Address Expiration Date N/A
4. Identification of System Residual Heat Removal (NRH08) Code Class 2
5. (a) Applicable Construction Code Section III 1974 Edition, S74 Addenda,
 Code Cases None
 (b) Applicable Edition of Section XI Utilized for Repairs or Replacements 1980 WB1 Addenda,
 Code Cases N308
6. Identification of Components Repaired or Replaced and Replacement Components

Name of Component	Name of Manufacturer	Manufacturer Serial No.	National Board No.	Other Identification	Year Built	Repaired Replaced or Replacement	ASME Code Stamped (Yes or No)
Piping	Ill. Power	9058	NA	1RH22049S	NA	Replacement	Yes
Piping	Ill. Power	9059	NA	1RH22050S	NA	Replacement	Yes
Piping	Ill. Power	9060	NA	1RH22051S	NA	Replacement	Yes
Piping	Ill. Power	7817	NA	1RH22056S	NA	Replacement	Yes
Piping	Ill. Power	3366	NA	1RH21049S	NA	Replacement	Yes
Piping	Ill. Power	18128	NA	1RH21050S	NA	Replacement	Yes
Piping	Ill. Power	9057	NA	1RH21051S	NA	Replacement	Yes

7. Description of Work Removed snubber 1RH22056S from system per MWR D07625 and Plant Modification M-F041. Per Modification M-F041 and ECN's 9305 and 9546 snubbers 1RH21049S, 1RH21050S, 1RH21051S, 1RH22049S, 1RH22050S and 1RH22051S were "retired in place."
8. Tests Conducted:
 Hydrostatic [] Pneumatic [] Nominal Operating Pressure [] Other [X] NA
 Pressure _____ psi Test Temp. _____ °F
9. Remarks None

CERTIFICATE OF COMPLIANCE

We certify that the statements made in this report are correct and this replacement conforms to the rules of the ASME Code, Section XI. repair or replacement

Signed Stacy R. Bell Supervisor-ISI
Owner or Owner's Designee, Title

Date JANUARY 10, 1991

CERTIFICATE OF INSERVICE INSPECTION

I, the undersigned, holding a valid commission issued by the National Board of Boiler and Pressure Vessel Inspectors and the State or Province of Illinois and employed by Arkwright Mutual Insurance (Factory Mutual Systems) of Massachusetts have inspected the components described in this Owner's Report during the period 07/26/90 to 01/09/91, and state that to the best of my knowledge and belief, the Owner has performed examinations and taken corrective measures described in this Owner's Report in accordance with the requirements of the ASME Code, Section XI.

By signing this certificate neither the Inspector nor his employer makes any warranty, expressed or implied, concerning the examinations and corrective measures described in this Owner's Report. Furthermore, neither the inspector nor his employer shall be liable in any manner for any personal injury or property damage or a loss of any kind arising from or connected with this inspection.

Stacy R. Bell
Inspector's Signature

Commissions IL-1558
National Board, State, Province

Date 01-10- 1991

REPAIR/REPLACEMENT ABSTRACT

MWR/PO D09930

NIS-2 No. RF-2-36

1. Owner Illinois Power Company Date 11/12/90

Plant Clinton Power Station Sheet 1 of 1
 Address RT 54 East
Clinton, IL 61727

2. Work Performed by Illinois Power Co. - NA -
 (Name) Repair Organization
Clinton, Ill. 61727 P.O. No., Job No.,
 (Address) etc.

3. Identification of System Standby Liquid Control (NSC02)

4. Equipment ID No. NSC02	5. Component/Name/Size Piping Component Supports	6. ASME Section III Code Class - 1, 2
------------------------------	---	--

7. Purpose: (Statement of Problem)

Removed snubbers from service in accordance with Plant Modification M-FC45 and ECN 9414.

8. Narrative Summary: (Brief description of work performed)

1. Removed snubbers 1SC07023S and 1RB12513S per job steps of MWR D09930.
2. Applied a tag to identify portions of snubber that were left in place in accordance with the ECN deleting the snubber.

9. Materials Used:

None

10. Remarks:

None

Prepared by *Thomas M. Quinte* Date 11-13-90

ILLINOIS POWER COMPANY

FORM NIS-2 OWNER'S REPORT FOR REPAIRS OR REPLACEMENTS
As Required by the Provisions of the ASME Code Section XI

15-1071-S-1, 15-1077-S-1

1. Owner Illinois Power Company Date Report No. RF-2-36
 Name
500 S. 27th St., Decatur, IL 62525 Date November 12, 1990
 Address Sheet 1 of 1
2. Plant Clinton Power Station Unit 1
 Name
Box 678, Clinton, IL 61727 MWR- DD9930
 Address Repair Organization P.O. No, Job No.
3. Work Performed by Illinois Power Co. Type Code Symbol Stamp N/A
Box 678, Clinton, Illinois 61727 Authorization No. N/A
 Address Expiration Date N/A
4. Identification of System Standby Liquid Control (NSC02) Code Class 1,2
5. (a) Applicable Construction Code Section III 1974 Edition, S74 Addenda,
 Code Cases None
 (b) Applicable Edition of Section XI Utilized for Repairs or Replacements 1980 WB1 Addenda,
 Code Cases N308
6. Identification of Components Repaired or Replaced and Replacement Components

Name of Component	Name of Manufacturer	Manufacturer Serial No.	National Board No.	Other Identification	Year Built	Repaired Replaced or Replacement	ASME Code Stamped (Yes or No)
Piping	Ill. Power	13433	NA	1SC070235	NA	Replacement	Yes
Piping	Ill. Power	23112	NA	1RB125135	NA	Replacement	Yes
11-13-90							

7. Description of Work Removed snubbers 1SC070235 and 1RB125135 from system per MWR DD9930, ECN 9414 and Plant Modification M-F045.
8. Tests Conducted:
 Hydrostatic Pneumatic Nominal Operating Pressure Other NA
 Pressure _____ psi Test Temp. _____ °F
9. Remarks None

CERTIFICATE OF COMPLIANCE

We certify that the statements made in this report are correct and this replacement repair or replacement conforms to the rules of the ASME Code, Section XI.

Signed Steven R. Bell Supervisor-151 Date NOVEMBER 13, 1990
Owner or Owner's Designee, Title

CERTIFICATE OF INSERVICE INSPECTION

I, the undersigned, holding a valid commission issued by the National Board of Boiler and Pressure Vessel Inspectors and the State or Province of Illinois and employed by Arkwright Mutual Insurance (Factory Mutual Systems) of Massachusetts have inspected the components described in this Owner's Report during the period 05/30/90 to 11/12/90, and state that to the best of my knowledge and belief, the Owner has performed examinations and taken corrective measures described in this Owner's Report in accordance with the requirements of the ASME Code, Section XI.

By signing this certificate neither the Inspector nor his employer makes any warranty, expressed or implied, concerning the examinations and corrective measures described in this Owner's Report. Furthermore, neither the Inspector nor his employer shall be liable in any manner for any personal injury or property damage or a loss of any kind arising from or connected with this inspection.

[Signature] Commissions IL-1558
Inspector's Signature National Board, State, Province

Date 11-13- 19 90

REPAIR/REPLACEMENT ABSTRACT

MWR/PO D15631

NIS-2 No. RF-2-45

1. Owner Illinois Power Company Date 12/27/90
 Plant Clinton Power Station Sheet 1 of 1
 Address RT 54 East
Clinton, IL 61727

2. Work Performed by Illinois Power Co. - NA -
 (Name) Repair Organization
Clinton, IL 61727 P.O. No., Job No.,
 (Address) etc.

3. Identification of System Residual Heat Removal (NRH01)

4. Equipment ID No. 1E12B001A	5. Component/Name/Size Heat Exchanger, Joseph Oat	6. ASME Section III Code Class - 2
----------------------------------	--	---------------------------------------

7. Purpose: (Statement of Problem)

During performance of a PM of the flange bolting, the studs were noted as having been elongated. An analysis was performed and the bolting material on shell flange portion of the heat exchanger was replaced.

8. Narrative Summary: (Brief description of work performed)

- The flanges were evaluated and found acceptable for continued service.
- Bolting was removed and retorqued one at a time in accordance with CPS Procedure 8222.02 without disassembly of the joint.
- An operability surveillance of the heat exchanger and flange was performed.
- The tests were evaluated as acceptable.

9. Materials Used:

Studs: 1 3/8-8x14.50 ASME SA 193 GR. B7
 Nuts: 1 3/8-8 heavy hex ASME SA 194 GR. 7

10. Remarks:

None

Prepared by Thomas M. Zink Date 1-2-91

ILLINOIS POWER COMPANY

FORM NIS-2 OWNER'S REPORT FOR REPAIRS OR REPLACEMENTS
As Required by the Provisions of the ASME Code Section XI

M05-1075-4

1. Owner Illinois Power Company Data Report No. RF-2-45
 Name 500 S. 27th St., Decatur, IL 62525 Date December 26, 1990
 Address Clinton Power Station Sheet 1 of 1
 Name Box 678, Clinton, IL 61727 Unit 1
 Address Box 678, Clinton, IL 61727 MWR- 008227, 015631
 3. Work Performed by Illinois Power Co. Repair Organization P.O. No, Job No. _____
 Address Box 678, Clinton, Illinois 61727 Type Code Symbol Stamp N/A
 Authorization No. N/A
 Expiration Date N/A
 4. Identification of System Residual Heat Removal (NRH01) Code Class 2, 3
 5. (a) Applicable Construction Code Section III 19 74 Edition, W75 Addenda,
 Code Cases NA
 (b) Applicable Edition of Section XI Utilized for Repairs or Replacements 1980 WB1 Addenda,
 Code Cases N30B
 6. Identification of Components Repaired or Replaced and Replacement Components

Name of Component	Name of Manufacturer	Manufacturer Serial No.	National Board No.	Other Identification	Year Built	Repaired Replaced or Replacement	ASME Code Stamped (Yes or No)
Heat Exch	Joseph Dat	2318-A	1052	1E126001A	1978	Replacement	Yes
<i>Handwritten: 12-26-90</i>							

7. Description of Work Replaced all bolting on the heat exchanger shell and channel flanges. The shell flange is the Class 2 portion and the channel flange Class 3.
8. Tests Conducted:
 Hydrostatic [] Pneumatic [] Nominal Operating Pressure [X] Other [] _____
 Pressure _____ psi Test Temp. _____ °F
9. Remarks Material: Shell and channel flange studs - 108 studs HT. No. 8888138 receipt inspected on 02963 of P.O. X21247; 112 nuts (shell flange) HT. No. 6061774 receipt inspected on 03890 of P.O. X21784 and 104 nuts (channel cover) HT. No. 6061774 receipt inspected on 011141 of P.O. 500523; 2 1" S.W. couplings HT. Cd. 058E received on 017634 of P.O. 526766.

CERTIFICATE OF COMPLIANCE

We certify that the statements made in this report are correct and this replacement conforms to the rules of the ASME Code, Section XI. repair or replacement

Signed Steven B. Bell Supervisor-ISI Date JANUARY 2, 1991
Owner or Owner's Designee, Title

CERTIFICATE OF INSERVICE INSPECTION

I, the undersigned, holding a valid commission issued by the National Board of Boiler and Pressure Vessel Inspectors and the State or Province of Illinois and employed by Arkwright Mutual Insurance (Factory Mutual Systems) of Massachusetts have inspected the components described in this Owner's Report during the period 02/20/90 to 12/26/90, and state that to the best of my knowledge and belief, the Owner has performed examinations and taken corrective measures described in this Owner's Report in accordance with the requirements of the ASME Code, Section XI.

By signing this certificate neither the inspector nor his employer makes any warranty, expressed or implied, concerning the examinations and corrective measures described in this Owner's Report. Furthermore, neither the inspector nor his employer shall be liable in any manner for any personal injury or property damage or a loss of any kind arising from or connected with this inspection.

John Fleming
Inspector's Signature

Commissions IL 1553
National Board, State, Province

Date 01-02-1991

REPAIR/REPLACEMENT ABSTRACT

MWR/PO D10594

NIS-2 No. RF-2-52

1. Owner Illinois Power Company Date 01/16/91

Plant Clinton Power Station Sheet 1 of 1
 Address RT 54 East
Clinton, IL 61727

2. Work Performed by Illinois Power - NA -
 (Name) Repair Organization
Clinton, Ill. P.O. No., Job No.,
 (Address) etc.

3. Identification of System Residual Heat Removal (NRH01)

4. Equipment ID No. 1E12F085C	5. Component/Name/Size Valve - Yarway - 3"	6. ASME Section III Code Class - 2
----------------------------------	---	---------------------------------------

7. Purpose: (Statement of Problem)
 Replaced worn disc and back seat bushing.

8. Narrative Summary: (Brief description of work performed)

1. Disassembled valve and inspected internals.
2. Replaced disc and back seat bushing.
3. Reassembled valve and tack welded yoke.
4. Conducted a System Functional Test per CPS 9843.02 and completed a VT-2 inspection of the valve.

9. Materials Used:
 Disc: AMS-5385E
 Back seat bushing: ASME SA 182 F6

10. Remarks:
 None

Prepared by *Thomas F. Zante* Date 1-16-91

ILLINOIS POWER COMPANY

FORM NIS-2 OWNER'S REPORT FOR REPAIRS OR REPLACEMENTS
As Required by the Provisions of the ASME Code Section XI

M05-1075-3

1. Owner Illinois Power Company Data Report No. RF-2-52
 Name
500 S. 27th St., Decatur, IL 62525 Date January 16, 1991
 Address Sheet 1 of 1
2. Plant Clinton Power Station Unit 1
 Name
Box 678, Clinton, IL 61727 MWR- D10594
 Address Repair Organization P.O. No, Job No.
3. Work Performed by Illinois Power Co. Type Code Symbol Stamp N/A
Box 678, Clinton, Illinois 61727 Authorization No. N/A
 Address Expiration Date N/A
4. Identification of System Residual Heat Removal (NRH01) Code Class 2
5. (a) Applicable Construction Code Section III 1974 Edition, W75 Addenda,
 Code Cases 1516-2
 (b) Applicable Edition of Section XI Utilized for Repairs or Replacements 1980 W81 Addenda,
 Code Cases N308
6. Identification of Components Repaired or Replaced and Replacement Components

Name of Component	Name of Manufacturer	Manufacturer Serial No.	National Board No.	Other Identification	Year Built	Repaired Replaced or Replacement	ASME Code Stamped (Yes or No)
Valve	Yarway	A5185	NA	1E12F085C	1981	Replacement	Yes
<i>Handwritten: 1-16-91</i>							

7. Description of Work Replaced disc and back seat bushing.
8. Tests Conducted:
 Hydrostatic Pneumatic Nominal Operating Pressure Other
 Pressure _____ psi Test Temp. _____ °F
9. Remarks Material used in replacement was received as follows: Disc Assy (HT, Cd, D13) received on QRIR 03529 of P.O. X18206; back seat bushing No. 9029 received on P.O. X18207.

CERTIFICATE OF COMPLIANCE

We certify that the statements made in this report are correct and this replacement conforms to the rules of the ASME Code, Section XI. repair or replacement

Signed St. R. Bell Supervisor-ISI Date JANUARY 16, 1991
Owner or Owner's Designee, Title

CERTIFICATE OF INSERVICE INSPECTION

I, the undersigned, holding a valid commission issued by the National Board of Boiler and Pressure Vessel Inspectors and the State or Province of Illinois and employed by Arkwright Mutual Insurance (Factory Mutual Systems) of Massachusetts have inspected the components described in this Owner's Report during the period 12/17/90 to 01/16/91, and state that to the best of my knowledge and belief, the Owner has performed examinations and taken corrective measures described in this Owner's Report in accordance with the requirements of the ASME Code, Section XI.

By signing this certificate neither the Inspector nor his employer makes any warranty, expressed or implied, concerning the examinations and corrective measures described in this Owner's Report. Furthermore, neither the Inspector nor his employer shall be liable in any manner for any personal injury or property damage or a loss of any kind arising from or connected with this inspection.

[Signature] Commissions IL-1558
Inspector's Signature National Board, State, Province

Date 01-16- 1991

REPAIR/REPLACEMENT ABSTRACT

MWR/PO D15608 NIS-2 No. RF-2-55

1. Owner Illinois Power Company Date 01/22/91
 Plant Clinton Power Station Sheet 1 of 1
 Address RT 54 East
Clinton, IL 61727
2. Work Performed by Illinois Power Co. -NA-
 (Name) Repair Organization
Clinton, Il 61727 P.O. No., Job No.,
 (Address) etc.
3. Identification of System Residual Heat Removal (NRH08)

4. Equipment ID No. <u>1RH09035X</u>	5. Component/Name/Size <u>Support - Sway Strut</u>	6. ASME Section III Code Class - <u>2</u>
---	---	--

7. Purpose: (Statement of Problem)

Condition Report 1-91-01-29 identified system deficiencies. Investigation of the system during walkdown identified this support as requiring rework.

8. Narrative Summary: (Brief description of work performed)

1. Removed support and bent male extension rod.
2. Replaced extension rod and readjusted the strut.
3. Performed a VT-3 inspection of the completed installation.

9. Materials Used:

Part BE415N-3 - male extension rod.

10. Remarks:

None

Prepared by Thomas Zwick Date 1-22-91

ILLINOIS POWER COMPANY

FORM NIS-2 OWNER'S REPORT FOR REPAIRS OR REPLACEMENTS
As Required by the Provisions of the ASME Code Section XI

MOS-1075

1. Owner Illinois Power Company Date Report No. RF-2-55
 Name
500 S. 27th St., Decatur, IL 62525 Date January 22, 1991
 Address Sheet 1 of 1
 2. Plant Clinton Power Station Unit 1
 Name
Box 678, Clinton, IL 61727 MWR- D15608
 Address Repair Organization P.O. No, Job No.
 3. Work Performed by Illinois Power Co. Type Code Symbol Stamp N/A
Box 678, Clinton, Illinois 61727 Authorization No. N/A
 Address Expiration Date N/A
 4. Identification of System Residual Heat Removal (NRH08) Code Class 2
 5. (a) Applicable Construction Code Section III 19 74 Edition, 574 Addenda,
 Code Cases None
 (b) Applicable Edition of Section XI Utilized for Repairs or Replacements 1980 WB1 Addenda,
 Code Cases N308
 6. Identification of Components Repaired or Replaced and Replacement Components

Name of Component	Name of Manufacturer	Manufacturer Serial No.	National Board No.	Other Identification	Year Built	Repaired Replaced or Replacement	ASME Code Stamped (Yes or No)
Piping	Illinois Power	NA	NA	1RH09035X	NA	Replacement	No
<i>ASME 1-22-91</i>							

7. Description of Work Replaced bent male extension rod.

8. Tests Conducted:
 Hydrostatic [] Pneumatic [] Nominal Operating Pressure [] Other [X] NA
 Pressure _____ psi Test Temp. _____ °F

9. Remarks Replacement extension part (BE415W-3) was received on 09834 of P.O. 500009.

CERTIFICATE OF COMPLIANCE

We certify that the statements made in this report are correct and this replacement conforms to the rules of the ASME Code, Section XI. repair or replacement

Signed Steve R. Bell Supervisor-ISI Date JANUARY 22, 1991
Owner or Owner's Designee, Title

CERTIFICATE OF INSERVICE INSPECTION

I, the undersigned, holding a valid commission issued by the National Board of Boiler and Pressure Vessel Inspectors and the State or Province of Illinois and employed by Arkwright Mutual Insurance (Factory Mutual Systems) of Massachusetts have inspected the components described in this Owner's Report during the period 01/10/91 to 01/22/91, and state that to the best of my knowledge and belief, the Owner has performed examinations and taken corrective measures described in this Owner's Report in accordance with the requirements of the ASME Code, Section XI.

By signing this certificate neither the inspector nor his employer makes any warranty, expressed or implied, concerning the examinations and corrective measures described in this Owner's Report. Furthermore, neither the inspector nor his employer shall be liable in any manner for any personal injury or property damage or a loss of any kind arising from or connected with this inspection.

John Manning
Inspector's Signature

Commissions IL-1558
National Board, State, Province

Date 01-23- 1991

REPAIR/REPLACEMENT ABSTRACT

MWR/PO D07886

NIS-2 No. RF-2-59

1. Owner Illinois Power Company Date 01/29/91
 Plant Clinton Power Station Sheet 1 of 1
 Address RT 54 East
Clinton, IL 61727

2. Work Performed by Illinois Power Co. - NA -
 (Name) Repair Organization
Clinton, IL 61727 P.O. No., Job No.,
 (Address) etc.

3. Identification of System High Pressure Core Spray (NHP01)

4. Equipment ID No. 1E22-F005	5. Component/Name/Size Valve/Anchor Darling/10"	6. ASME Section III Code Class - 1
----------------------------------	--	---------------------------------------

7. Purpose: (Statement of Problem)
 Lost one gland nut during performance of valve maintenance.

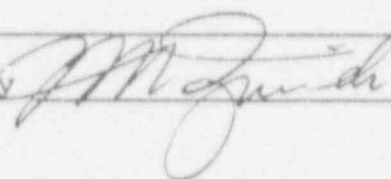
8. Narrative Summary: (Brief description of work performed)

- 1) Replaced gland nut.
- 2) Conducted system leak test and VT-2 inspection on 1-22-91. The leakage test was satisfactory.

9. Materials Used:
 ASME-SA 194 - 2H

10. Remarks:
 None

Prepared by



Date 1-29-91

ILLINOIS POWER COMPANY

FORM NIS-2 OWNER'S REPORT FOR REPAIRS OR REPLACEMENTS
As Required by the Provisions of the ASME Code Section XI

NDS-1074-1

1. Owner Illinois Power Company Date Report No. RF-2-59
 Name 500 S. 27th St., Decatur, IL 62525 Date January 29, 1991
 Address 500 S. 27th St., Decatur, IL 62525 Sheet 1 of 1
 2. Plant Clinton Power Station Unit 1
 Name Box 67B, Clinton, IL 61727 MWP- D07886
 Address Box 67B, Clinton, IL 61727 Repair Organization P.O. No, Job No.
 3. Work Performed by Illinois Power Co. Type Code Symbol Stamp N/A
 Address Box 67B, Clinton, Illinois 61727 Authorization No. N/A
 Address Box 67B, Clinton, Illinois 61727 Expiration Date N/A
 4. Identification of System High Pressure Core Spray (NHP01) Code Class 1
 5. (a) Applicable Construction Code Section III, 19 74 Edition, S75 Addenda,
 Code Cases 1516.1, 1567, 1622, 1635.1, 1677
 (b) Applicable Edition of Section XI Utilized for Repairs or Replacements 1980 WB1 Addenda,
 Code Cases N308
 6. Identification of Components Repaired or Replaced and Replacement Components

Name of Component	Name of Manufacturer	Manufacturer Serial No.	National Board No.	Other Identification	Year Built	Repaired Replaced or Replacement	ASME Code Stamped (Yes or No)
Valve	Anchor/Darling	E-6214-21-1	NA	1E22-F005	1980	Replacement	Yes
Handwritten signature and date: 1-29-91							

7. Description of Work Replaced one gland nut lost during valve maintenance.
8. Tests Conducted:
 Hydrostatic [] Pneumatic [] Nominal Operating Pressure [X] Other []
 Pressure - psi Test Temp. - °F
9. Remarks Nut (Heat No. 1RA0953) was receipt inspected on Q2474 of P.O. X16281.

CERTIFICATE OF COMPLIANCE

We certify that the statements made in this report are correct and this replacement
conforms to the rules of the ASME Code, Section XI. repair or replacement

Signed Stacy R. Bell Supervisor-ISA
Owner or Owner's Designee, Title

Date JANUARY 29, 1991

CERTIFICATE OF INSERVICE INSPECTION

I, the undersigned, holding a valid commission issued by the National Board of Boiler and Pressure Vessel Inspectors and the State or Province of Illinois and employed by Arkwright Mutual Insurance (Factory Mutual Systems) of Massachusetts have inspected the components described in this Owner's Report during the period 11/15/90 to 01/29/91, and state that to the best of my knowledge and belief, the Owner has performed examinations and taken corrective measures described in this Owner's Report in accordance with the requirements of the ASME Code, Section XI.

By signing this certificate neither the Inspector nor his employer makes any warranty, expressed or implied, concerning the examinations and corrective measures described in this Owner's Report. Furthermore, neither the Inspector nor his employer shall be liable in any manner for any personal injury or property damage or a loss of any kind arising from or connected with this inspection.

Stacy R. Bell
Inspector's Signature

Commissions IL 1558
National Board, State, Province

Date 01-30-1991

REPAIR/REPLACEMENT ABSTRACT

MWR/PO D15230 NIS-2 No. RF-2-60

1. Owner Illinois Power Company Date 01/29/91
 Plant Clinton Power Station Sheet 1 of 1
 Address RT 54 East
Clinton, IL 61727

2. Work Performed by Illinois Power - NA -
 (Name) Repair Organization
Clinton, IL 61727 P.O. No., Job No.,
 (Address) etc.

.. Identification of System Residual Heat Removal (NRH07)

4. Equipment ID No. <u>1RH38CA-14</u>	5. Component/Name/Size <u>Piping 14"</u>	6. ASME Section III <u>Code Class - 2</u>
--	---	--

7. Purpose: (Statement of Problem)

Deleted flange connection to correct secondary containment testing deficiencies addressed in Condition Report 1-91-01-071.

8. Narrative Summary: (Brief description of work performed)

- 1) Cut piping above flange and removed piping section from suppression pool.
- 2) Removed flange.
- 3) Welded new spool to pipe.
- 4) Reinstalled piping into suppression pool and welded into system.
- 5) Radiographed completed welds.
- 6) Tested line for flow per CPS Procedure 3313.01 Section 8.3.

9. Materials Used:

Piping ASME SA 312 GR 304L

10. Remarks:

Work was performed per design change ECN 9689 and Plant Modification RHP015.

Prepared by *[Signature]* Date 1-29-91

ILLINOIS POWER COMPANY

FORM MIS-2 OWNER'S REPORT FOR REPAIRS OR REPLACEMENTS
As Required by the Provisions of the ASME Code Section XI

M05-1075-1

1. Owner Illinois Power Company Data Report No. RF-2-60
 Name _____
500 S. 27th St., Decatur, IL 62525 Date January 20, 1991
 Address _____ Sheet 1 of 1
 2. Plant Clinton Power Station Unit 1
 Name _____
Box 678, Clinton, IL 61727 MWR- D15230
 Address _____ Repair Organization P.O. No, Job No. _____
 3. Work Performed by Illinois Power Co. Type Code Symbol Stamp N/A
Box 678, Clinton, Illinois 61727 Authorization No. N/A
 Address _____ Expiration Date N/A
 4. Identification of System Residual Heat Removal (NRH07) Code Class 2
 5. (a) Applicable Construction Code Section III 19 74 Edition, S74 Addenda,
 Code Cases N241
 (b) Applicable Edition of Section XI Utilized for Repairs or Replacements 1980 W81 Addenda,
 Code Cases N308
 6. Identification of Components Repaired or Replaced and Replacement Components

Name of Component	Name of Manufacturer	Manufacturer Serial No.	National Board No.	Other Identification	Year Built	Repaired Replaced or Replacement	ASME Code Stamped (Yes or No)
Piping	Illinois Power	NRH07	NA	1RH38CA-14	1985	Replacement	Yes
<i>1/29/91</i>							

7. Description of Work Cut line 1RH38CA-14, removed the flange connection, and extended the line 3'
and replaced with a new pipe spool. This work was performed in accordance with ECN 9689 and Plant
Modification RHF015.
8. Tests Conducted:
 Hydrostatic Pneumatic Nominal Operating Pressure Other Flow Test _____
 Pressure _____ psi Test Temp. _____ *F
9. Remarks Final welds were radiographed. Piping material (HT, No. 16099) for the replacement spool
was accepted on 091-0059 of P.O. 532938.

CERTIFICATE OF COMPLIANCE

We certify that the statements made in this report are correct and this replacement
conforms to the rules of the ASME Code, Section XI. repair or replacement

Signed Steven R. Bell Supervisor-ISI
Owner or Owner's Designee, Title

Date JANUARY 29, 1991

CERTIFICATE OF INSERVICE INSPECTION

I, the undersigned, holding a valid commission issued by the National Board of Boiler and Pressure Vessel Inspectors and the State or Province of Illinois and employed by Arkwright Mutual Insurance (Factory Mutual Systems) of Massachusetts have inspected the components described in this Owner's Report during the period 01/09/91 to 01/29/91, and state that to the best of my knowledge and belief, the Owner has performed examinations and taken corrective measures described in this Owner's Report in accordance with the requirements of the ASME Code, Section XI.

By signing this certificate neither the Inspector nor his employer makes any warranty, expressed or implied, concerning the examinations and corrective measures described in this Owner's Report. Furthermore, neither the Inspector nor his employer shall be liable in any manner for any personal injury or property damage or a loss of any kind arising from or connected with this inspection.

Bob Penning
Inspector's Signature

Commissions IL-1558
National Board, State, Province

Date 01-29- 1991

REPAIR/REPLACEMENT ABSTRACT

MWR/PO D15229

NIS-2 No. RF-2-61

1. Owner Illinois Power Company Date 01/30/91
 Plant Clinton Power Station Sheet 1 of 1
 Address RT 54 East
Clinton, IL 61727

2. Work Performed by Illinois Power - NA -
 (Name) Repair Organization
Clinton, IL 61727 P.O. No., Job No.,
 (Address) etc.

3. Identification of System Residual Heat Removal (NRH08)

4. Equipment ID No.

5. Component/Name/Size

6. ASME Section III

1RH41bA 1 1/2

Piping 1 1/2"

Code Class - 2

7. Purpose: (Statement of Problem)

Cut line and added a pipe spool to correct secondary containment testing deficiencies addressed in Condition Report 1-91-01-007.

8. Narrative Summary: (Brief description of work performed)

- 1) Fabricated 6" spool with 2 couplings.
- 2) Cut piping and welded new spool into system.
- 3) Performed liquid penetrant examination on completed welds.
- 4) Tested line for flow by passing air through line.

9. Materials Used:

2-Couplings: ASME SA 105
 Piping: ASME SA 106 GR.-B

10. Remarks:

Work was performed per design change FECN 25486 and Plant Modification RHF015.

Prepared by

J M Zwick

Date

1-30-91

ILLINOIS POWER COMPANY

FORM NIS-2 OWNER'S REPORT FOR REPAIRS OR REPLACEMENTS
As Required by the Provisions of the ASME Code Section XI

M05-1075-1

1. Owner Illinois Power Company Date Report No. RF-2-61
 Name
500 S. 27th St., Decatur, IL 62525 Address Date January 30, 1991
 Address Sheet 1 of 1
2. Plant Clinton Power Station Unit 1
 Name
Box 678, Clinton, IL 61727 Address MWR- D15229
 Address Repair Organization P.O. No, Job No.
3. Work Performed by Illinois Power Co. Type Code Symbol Stamp N/A
Box 678, Clinton, Illinois 61727 Address Authorization No. N/A
 Address Expiration Date N/A
4. Identification of System Residual Heat Removal (NRH08) Code Class 2
5. (a) Applicable Construction Code Section III 19 74 Edition, S74 Addenda,
 Code Cases N240
 (b) Applicable Edition of Section XI Utilized for Repairs or Replacements 1980 W81 Addenda,
 Code Cases N308
6. Identification of Components Repaired or Replaced and Replacement Components

Name of Component	Name of Manufacturer	Manufacturer Serial No.	National Board No.	Other Identification	Year Built	Repaired Replaced or Replacement	ASME Code Stamped (Yes or No)
Piping	Illinois Power	NRH08	NA	1RH418A 1 1/2	1986	Replacement	Yes
<i>[Handwritten signature and date: 1-30-91]</i>							

7. Description of Work Cut line 1RH418A 1 1/2 and installed two couplings and 6" spool. This work was performed in accordance with FEEN 25486 and Plant Modification RHF015.
8. Tests Conducted:
 Hydrostatic [] Pneumatic [] Nominal Operating Pressure [] Other [X] Flow Test
 Pressure _____ psi Test Temp. _____ *F
9. Remarks Final welds were examined by liquid penetrant examination. Material used in the replacement was piping (HT No. 273692) received on Q08375 of P.O. X39945 and (2) couplings (HT 66F) received on Q91-0057 of P.O. 532843.

CERTIFICATE OF COMPLIANCE

We certify that the statements made in this report are correct and this replacement
conforms to the rules of the ASME Code, Section XI. repair or replacement

Signed Stan R. Bell Supervisor-ISI
Owner or Owner's Designee, Title

Date JANUARY 30, 1991

CERTIFICATE OF INSERVICE INSPECTION

I, the undersigned, holding a valid commission issued by the National Board of Boiler and Pressure Vessel Inspectors and the State or Province of Illinois and employed by Arkwright Mutual Insurance (Factory Mutual Systems) of Massachusetts have inspected the components described in this Owner's Report during the period 01/10/91 to 01/30/91, and state that to the best of my knowledge and belief, the Owner has performed examinations and taken corrective measures described in this Owner's Report in accordance with the requirements of the ASME Code, Section XI.

By signing this certificate neither the Inspector nor his employer makes any warranty, expressed or implied, concerning the examinations and corrective measures described in this Owner's Report. Furthermore, neither the Inspector nor his employer shall be liable in any manner for any personal injury or property damage or a loss of any kind arising from or connected with this inspection.

[Signature]
Inspector's Signature

Commissions IL-1558
National Board, State, Province

Date 01-30- 1991

REPAIR/REPLACEMENT ABSTRACT

MWR/PO D09910

NIS-2 No. RF-2-62

1. Owner Illinois Power Company Date 01/31/91
 Plant Clinton Power Station Sheet 1 of 1
 Address RT 54 East
Clinton, IL 61727
2. Work Performed by Illinois Power - NA -
 (Name) Repair Organization
Clinton, IL 61727 P.O. No., Job No.,
 (Address) etc.
3. Identification of System Main Steam (NMS01)

4. Equipment ID No. See NIS-2	5. Component/Name/Size Piping/Supports 1"	6. ASME Section III Code Class - 2
----------------------------------	--	---------------------------------------

7. Purpose: (Statement of Problem)

Performed a Main Steam isolation valve modification on valve 1B21-F028A to improve performance and reliability. The modification deleted the need for a stem leak-off line allowing the items to be deleted from the ASME boundary.

8. Narrative Summary: (Brief description of work performed)

- 1) Revised the design documents to reflect the changes in classification of items per ECN 9508.
- 2) Removed piping and supports per the ECN.
- 3) Tagged remaining support hardware "abandoned-in-place" per the ECN instructions.

9. Materials Used:

None

10. Remarks:

None

Prepared by Thomas M. Zwick Date 1-31-91

ILLINOIS POWER COMPANY

FORM NIS-2 OWNER'S REPORT FOR REPAIRS OR REPLACEMENTS
As Required by the Provisions of the ASME Code Section XI

M05-1002-2

1. Owner Illinois Power Company Data Report No. RF-2-62
 Name _____
500 S. 27th St., Decatur, IL 62525 Date January 31, 1991
 Address _____ Sheet 1 of 1
 2. Plant Clinton Power Station Unit 1
 Name _____
Box 678, Clinton, IL 61727 MWR- D09910
 Address _____ Repair Organization P.O. No, Job No. _____
 3. Work Performed by Illinois Power Co. Type Code Symbol Stamp N/A
Box 678, Clinton, Illinois 61727 Authorization No. N/A
 Address _____ Expiration Date N/A
 4. Identification of System Main Steam (NMS01) Code Class 2
 5. (a) Applicable Construction Code Section III 1974 Edition, S74 Addenda,
 Code Cases None
 (b) Applicable Edition of Section XI Utilized for Repairs or Replacements 1980 WB1 Addenda,
 Code Cases N308
 6. Identification of Components Repaired or Replaced and Replacement Components

Name of Component	Name of Manufacturer	Manufacturer Serial No.	National Board No.	Other Identification	Year Built	Repaired Replaced or Replacement	ASME Code Stamped (Yes or No)
Piping	Illinois Power	NMS01	NA	1MS34AA1	1986	Replaced	Yes
Piping	Illinois Power	NMS01	NA	1MS34BA1	1986	Replaced	Yes
Valve	Yarway	A5989	NA	1B21F027A	1978	Replaced	Yes
Support	Pacific	37384	NA	1MS49005S	NA	Replaced	Yes
Support	Pacific	29269	NA	1MS49003S	NA	Replaced	Yes
Support	Illinois Power	NA	NA	1MS49002R	1986	Replaced	No
Support	Illinois Power	NA	NA	1MS49004R	1986	Replaced	No

7. Description of Work The supports listed in Section 6 of this report and line 1MS34AA1 were removed from the system. Line 1MS34BA1, valve 1B21F027A were downgraded to non-ASME Class-D. Supports 1MS49001G and 1MS49006G were also downgraded to Class-D and abandoned in place. The work was performed in accordance with design change ECN 9508 and Plant Modification MSF012.
8. Tests Conducted:
 Hydrostatic Pneumatic Nominal Operating Pressure Other None
 Pressure _____ psi Test Temp. _____ °F
9. Remarks None
- _____
- _____
- _____
- _____

CERTIFICATE OF COMPLIANCE

We certify that the statements made in this report are correct and this replacement conforms to the rules of the ASME Code, Section XI. repair or replacement

Signed Stewart R. Bell Supervisor-ISI
Owner or Owner's Designee, Title

Date JANUARY 31, 1991

CERTIFICATE OF INSERVICE INSPECTION

I, the undersigned, holding a valid commission issued by the National Board of Boiler and Pressure Vessel Inspectors and the State or Province of Illinois and employed by Arkwright Mutual Insurance (Factory Mutual Systems) of Massachusetts have inspected the components described in this Owner's Report during the period 08/30/90 to 01/31/91, and state that to the best of my knowledge and belief, the Owner has performed examinations and taken corrective measures described in this Owner's Report in accordance with the requirements of the ASME Code, Section XI.

By signing this certificate neither the Inspector nor his employer makes any warranty, expressed or implied, concerning the examinations and corrective measures described in this Owner's Report. Furthermore, neither the Inspector nor his employer shall be liable in any manner for any personal injury or property damage or a loss of any kind arising from or connected with this inspection.

Stewart R. Bell
Inspector's Signature

Commissions IL-1558
National Board, State, Province

Date 01-31- 1991

REPAIR/REPLACEMENT ABSTRACT

MWR/PO D15219

NIS-2 No. RF-2-66

1. Owner Illinois Power Company Date 02/04/91
 Plant Clinton Power Station Sheet 1 of 1
 Address RT 54 East
Clinton, IL 61727

2. Work Performed by Illinois Power Co. - NA -
 (Name) Repair Organization
Clinton, IL 61727 P.O. No., Job No.,
 (Address) etc.

3. Identification of System Residual Heat Removal (NRH01)

4. Equipment ID No. 1RH31AA 1 1/2	5. Component/Name/Size Piping 1 1/2	6. ASME Section III Code Class - 2
--------------------------------------	--	---------------------------------------

7. Purpose: (Statement of Problem)

Cut line and installed a blind coupling to correct secondary containment testing deficiencies addressed in Condition Report 1-90-12-062.

8. Narrative Summary: (Brief description of work performed)

- 1) Cut line and removed piping section.
- 2) Installed blind coupling and hydro test connection.
- 3) Performed a hydrostatic test of the completed installation.

9. Materials Used:

Piping ASME SA-106
 Fittings ASME SA-105

10. Remarks:

None

Prepared by

DM Zwick

Date

2-4-91

ILLINOIS POWER COMPANY

FORM NIS-2 OWNER'S REPORT FOR REPAIRS OR REPLACEMENTS
As Required by the Provisions of the ASME Code Section XI

M05-1075-1

1. Owner Illinois Power Company Data Report No. RF-2-66
 Name 500 S. 27th St., Decatur, IL 62525
 Address 500 S. 27th St., Decatur, IL 62525 Date February 4, 1991
 Sheet 1 of 1
2. Plant Clinton Power Station Unit 1
 Name Box 678, Clinton, IL 61727 HWR- D15219
 Address Box 678, Clinton, IL 61727 Repair Organization P.O. No, Job No. _____
 Type Code Symbol Stamp N/A
3. Work Performed by Illinois Power Co. Authorization No. N/A
 Address Box 678, Clinton, Illinois 61727 Expiration Date N/A
4. Identification of System Residual Heat Removal (NRH01) Code Class 2
5. (a) Applicable Construction Code Section III 19 74 Edition, S74 Addenda,
 Code Cases None
 (b) Applicable Edition of Section XI Utilized for Repairs or Replacements 1980 W81 Addenda,
 Code Cases N308
6. Identification of Components Repaired or Replaced and Replacement Components

Name of Component	Name of Manufacturer	Manufacturer Serial No.	National Board No.	Other Identification	Year Built	Repaired Replaced or Replacement	ASME Code Stamped (Yes or No)
Piping	Illinois Power	NRH01	NA	1RH31AA 1 1/2	1986	Replacement	Yes
<i>1RH31AA-4-91</i>							

7. Description of Work Cut line 1RH31AA 1 1/2" and installed a blind coupling and hydro test connection. Work was performed in accordance with FECH 25483 and Plant Modification RHF015.
8. Tests Conducted:
 Hydrostatic Pneumatic Nominal Operating Pressure Other
 Pressure 652 psi Test Temp. 73 °F
9. Remarks Material used to install the modification was accepted as follows: 1 - 1 1/2" blind coupling (HT. CD. AFK) received on Q91-0076 of P.O. 532843; 1 - 1 1/2 straight T (HT. CD. ZVH) received on Q90-0005 of P.O. 526885; 1 - 1 1/2 x 3/4 red insert (HT. CD. 044E) received on Q91-0056 of P.O. 532843; 3/4" piping (HT. NO. 74874) received on Q17495 of P.O. 523970; 1 - 3/4 pipe cap (HT. CD. D11F) received on Q91-0053 of P.O. 532733.

CERTIFICATE OF COMPLIANCE

We certify that the statements made in this report are correct and this replacement conforms to the rules of the ASME Code, Section XI. repair or replacement

Signed J. W. Willett in SRB Supervisor-ISI
Owner or Owner's Designee, Title

Date 2/4, 19 91

CERTIFICATE OF INSERVICE INSPECTION

I, the undersigned, holding a valid commission issued by the National Board of Boiler and Pressure Vessel Inspectors and the State or Province of Illinois and employed by Arkwright Mutual Insurance (Factory Mutual Systems) of Massachusetts have inspected the components described in this Owner's Report during the period 01/10/91 to 02/04/91, and state that to the best of my knowledge and belief, the Owner has performed examinations and taken corrective measures described in this Owner's Report in accordance with the requirements of the ASME Code, Section XI.

By signing this certificate neither the Inspector nor his employer makes any warranty, expressed or implied, concerning the examinations and corrective measures described in this Owner's Report. Furthermore, neither the Inspector nor his employer shall be liable in any manner for any personal injury or property damage or a loss of any kind arising from or connected with this inspection.

[Signature]
Inspector's Signature

Commissions IA-1558
National Board, State, Province

Date 02-04- 19 91

REPAIR/REPLACEMENT ABSTRACT

MWR/PO D15706 NIS-2 No. RF-2-67

1. Owner Illinois Power Company Date 02/04/91
 Plant Clinton Power Station Sheet 1 of 1
 Address RT 54 East
Clinton, IL 61727

2. Work Performed by Illinois Power Co. NA
 (Name) Repair Organization
Clinton, IL 61727 P.O. No., Job No.,
 (Address) etc.

3. Identification of System Residual Heat Removal (NRH08)

4. Equipment ID No. <u>1RH09015R</u>	5. Component/Name/Size <u>Piping Support</u>	6. ASME Section III <u>Code Class - 2</u>
---	---	--

7. Purpose: (Statement of Problem)

The support structural attachment connection at the imbedment plate was found to be damaged. Corrective action required the attachment location to be abandoned and the support to be completely redesigned.

8. Narrative Summary: (Brief description of work performed)

- 1) Supported the piping and welded the redesigned support into the penetration sleeve per ECN 9692 and FECN 25489.
- 2) Removed sway strut and clamp from pipe and discarded.
- 3) Tagged rear bracket and stiffener portions "retired-in-place".
- 4) Performed a VT-3 preservice inspection of the completed support installation.

9. Materials Used:

3/4" plate ASME SA 515 GR 65

10. Remarks:

Condition Report 1-91-01-069 identified the deficiency and provides for corrective action.

Prepared by

John J. Quirk

Date

2-4-91

ILLINOIS POWER COMPANY

FORM NIS-2 OWNER'S REPORT FOR REPAIRS OR REPLACEMENTS
As Required by the Provisions of the ASME Code Section XI

MOS-1075-1

1. Owner Illinois Power Company Data Report No. RF-2-67
 Name
500 S. 27th St., Decatur, IL 62525 Date February 4, 1991
 Address Sheet 1 of 1
2. Plant Clinton Power Station Unit 1
 Name
Box 67B, Clinton, IL 61727 MWR- D15706
 Address Repair Organization P.O. No, Job No.
3. Work Performed by Illinois Power Co. Type Code Symbol Stamp N/A
Box 67B, Clinton, Illinois 61727 Authorization No. N/A
 Address Expiration Date N/A
4. Identification of System Residual Heat Removal (NRH08) Code Class 2
5. (a) Applicable Construction Code Section III 1974 Edition, S74 Addenda,
 Code Cases NA
 (b) Applicable Edition of Section XI Utilized for Repairs or Replacements 1980 WB1 Addenda,
 Code Cases N308
6. Identification of Components Repaired or Replaced and Replacement Components

Name of Component	Name of Manufacturer	Manufacturer Serial No.	National Board No.	Other Identification	Year Built	Repaired Replaced or Replacement	ASME Code Stamped (Yes or No)
Support	Illinois Power	-NA-	-NA-	1RH09015R		Replacement	No
<i>Aug 2-4-91</i>							

7. Description of Work Redesigned support on line 1RH07A-16 due to damage of the structural attachment imbedment. The change consisted of removal of the sway strut and fabrication and installation of a new support into the penetration sleeve. The work was performed, as described in ECM 9692, FEEN 25489 and Plant Modification RHF017.
8. Tests Conducted:
 Hydrostatic [] Pneumatic [] Nominal Operating Pressure [] Other [X] None
 Pressure _____ psi Test Temp. _____ °F
9. Remarks The 3/4" plate material (HT. No. B401321) used for the redesigned support was received on QRIR Q91-0093 of P.O. 532802.

CERTIFICATE OF COMPLIANCE

We certify that the statements made in this report are correct and this replacement conforms to the rules of the ASME Code, Section XI. repair or replacement

Signed J. Wilmette for SRB Supervisor-ISI
Owner or Owner's Designee, Title

Date 2/4, 1991

CERTIFICATE OF INSERVICE INSPECTION

I, the undersigned, holding a valid commission issued by the National Board of Boiler and Pressure Vessel Inspectors and the State or Province of Illinois and employed by Arkwright Mutual Insurance (Factory Mutual Systems) of Massachusetts have inspected the components described in this Owner's Report during the period 01/25/91 to 02/04/91, and state that to the best of my knowledge and belief, the Owner has performed examinations and taken corrective measures described in this Owner's Report in accordance with the requirements of the ASME Code, Section XI.

By signing this certificate neither the Inspector nor his employer makes any warranty, expressed or implied, concerning the examinations and corrective measures described in this Owner's Report. Furthermore, neither the Inspector nor his employer shall be liable in any manner for any personal injury or property damage or a loss of any kind arising from or connected with this inspection.

[Signature]
Inspector's Signature

Commissions IL-1558
National Board, State, Province

Date 02-04-91

REPAIR/REPLACEMENT ABSTRACT

MWR/PO D15655

NIS-2 No. RF-2-68

1. Owner Illinois Power Company Date 02/07/91

Plant Clinton Power Station Sheet 1 of 1
 Address RT 54 East
Clinton, IL 61727

2. Work Performed by Illinois Power Co. NA
 (Name) Repair Organization
Clinton, IL 61727 P.O. No., Job No.,
 (Address) etc.

3. Identification of System Reactor Recirculation (NGE01)

4. Equipment ID No. 1B13D020	5. Component/Name/Size Reactor Head Fitting 6"	6. ASME Section III Code Class - 1
---------------------------------	---	---------------------------------------

7. Purpose: (Statement of Problem)

Condition Report 1-90-12-053 identified areas of the flange raised face gasket mating surface that were excessively pitted and erroded.

8. Narrative Summary: (Brief description of work performed)

- 1) Performed a weld buildup of the flange raised face gasket mating surface.
- 2) Machined the flange mating surface to the original design requirements.
- 3) Performed a Magnetic Particle Examination of complete repair.
- 4) Performed a system leakage test and VT-2 inspection of the assembled joint per CPS Procedure 2800.03.

9. Materials Used:

Weld material - ER 70S-2

10. Remarks:

None

Prepared by

DM Zwick

Date

2-7-91

ILLINOIS POWER COMPANY

FORM NIS-2 OWNER'S REPORT FOR REPAIRS OR REPLACEMENTS
As Required by the Provisions of the ASME Code Section XI

M05-1079-2

1. Owner Illinois Power Company Date Report No. RF-2-68
 Name
500 S. 27th St., Decatur, IL 62525 Date February 7, 1991
 Address Sheet 1 of 1
2. Plant Clinton Power Station Unit 1
 Name
Box 678, Clinton, IL 61727 MWR- D15655
 Address Repair Organization P.O. No, Job No.
3. Work Performed by Illinois Power Co. Type Code Symbol Stamp N/A
Box 678, Clinton, Illinois 61727 Authorization No. N/A
 Address Expiration Date N/A
4. Identification of System Reactor Recirculation (NGE01) Code Class 1
5. (a) Applicable Construction Code Section III 1974 Edition, S76 Addenda,
 Code Cases None
 (b) Applicable Edition of Section XI Utilized for Repairs or Replacements 1980 WB1 Addenda,
 Code Cases N308
6. Identification of Components Repaired or Replaced and Replacement Components

Name of Component	Name of Manufacturer	Manufacturer Serial No.	National Board No.	Other Identification	Year Built	Repaired Replaced or Replacement	ASME Code Stamped (Yes or No)
RPV HD FLG	General Electric	A0008	NA	1B13D020	1979	Repaired	Yes
Handwritten signature and date 2-7-91							

7. Description of Work Repaired steam cuts on gasket seating surface of the RI system flange connection.
8. Tests Conducted:
 Hydrostatic [] Pneumatic [] Nominal Operating Pressure [X] Other []
 Pressure _____ psi Test Temp. _____ °F
9. Remarks Condition Report 1-90-12-053 identified the deficiencies requiring repair.

CERTIFICATE OF COMPLIANCE

We certify that the statements made in this report are correct and this repair conforms to the rules of the ASME Code, Section XI. repair or replacement

Signed J.P. Wilmoth for S.P.A. Supervisor-ISI
Owner or Owner's Designee, Title

Date 2-7, 1991

CERTIFICATE OF INSERVICE INSPECTION

I, the undersigned, holding a valid commission issued by the National Board of Boiler and Pressure Vessel Inspectors and the State or Province of Illinois and employed by Arkwright Mutual Insurance (Factory Mutual Systems) of Massachusetts have inspected the components described in this Owner's Report during the period 12/21/90 to 02/07/91, and state that to the best of my knowledge and belief, the Owner has performed examinations and taken corrective measures described in this Owner's Report in accordance with the requirements of the ASME Code, Section XI.

By signing this certificate neither the Inspector nor his employer makes any warranty, expressed or implied, concerning the examinations and corrective measures described in this Owner's Report. Furthermore, neither the Inspector nor his employer shall be liable in any manner for any personal injury or property damage or a loss of any kind arising from or connected with this inspection.

J.P. Wilmoth
Inspector's Signature

Commissions IL-1558
National Board, State, Province

Date 02-07 1991

REPAIR/REPLACEMENT ABSTRACT

MWR/PO D15001

NIS-2 No. RF-2-71

1. Owner Illinois Power Company Date 02/20/91

Plant Clinton Power Station Sheet 1 of 1
 Address RT 54 East
Clinton, IL 61727

2. Work Performed by Illinois Power Co. - NA -
 (Name) Repair Organization
Clinton, IL 61727 P.O. No., Job No.,
 (Address) etc.

3. Identification of System Reactor Core Isolation Cooling (NRI01)

4. Equipment ID No. NRI01	5. Component/Name/Size Piping 3/4" - 1"	6. ASME Section III Code Class - 2
------------------------------	--	---------------------------------------

7. Purpose: (Statement of Problem)

Installed a vent line with two isolation valves into line 1RI60AD-1 to allow venting for calibration.

8. Narrative Summary: (Brief description of work performed)

- 1) Removed existing welds to level switch and rewelded with new switch.
- 2) Removed weld at valve 1E51F324A to allow access for vent line installation in line 1RI60AB1.
- 3) Installed support assembly for vent line.
- 4) Performed Liquid Penetrant Examination of completed piping welds.

9. Materials Used:

Bolting - SA-193 and 194
 Valves - Yarway Globe
 Component Standard Support - 304-SS
 Piping - SA-106 GR B
 Fittings - SA-105

10. Remarks:
None

Prepared by Thomas J. Brunk Date 2-20-91

ILLINOIS POWER COMPANY
FORM NIS-2 OWNER'S REPORT FOR REPAIRS OR REPLACEMENTS
As Required by the Provisions of the ASME Code Section XI

M10-1079-1

1. Owner Illinois Power Company Data Report No. RF-2-71
 Name
500 S. 27th St., Decatur, IL 62525 Address
 Date February 20, 1991
 Sheet 1 of 1
 Unit 1
2. Plant Clinton Power Station
 Name
Box 678, Clinton, IL 61727 Address
 MWR- D15001
 Repair Organization P.O. No, Job No.
 Type Code Symbol Stamp N/A
 Authorization No. N/A
 Expiration Date N/A
3. Work Performed by Illinois Power Co.
Box 678, Clinton, Illinois 61727 Address
 Code Class 2
4. Identification of System Reactor Core Isolation Cooling (RCIC)
5. (a) 1) Applicable Construction Code () Section III 1974 Edition, 574 Addenda,
 Code Cases 1516-2
 (b) Applicable Edition of Section XI Utilized for Repairs or Replacements 1980 WB1 Addenda,
 Code Cases N308
6. Identification of Components Repaired or Replaced and Replacement Components

Name of Component	Name of Manufacturer	Manufacturer Serial No.	National Board No.	Other Identification	Year Built	Repaired Replaced or Replacement	ASME Code Stamped (Yes or No)
Piping	Illinois Power	NA	NA	1R160AB 1	1986	Replacement	Yes
Piping	Illinois Power	NA	NA	1R160AD 3/4	1990	Replacement	Yes
Support	Illinois Power	NA	NA	1AB03074X	1990	Replacement	No
Valve	Yarway	C1868	NA	1E51-F438	1985	Replacement	Yes
Valve	Yarway	C1912	NA	1E51-F439	1985	Replacement	Yes
<i>[Signature]</i> 2-20-91							

7. Description of Work Installed a vent line into line 1R160AB-1 between the RCIC condensing pot level switch and isolation valve 1E51-F324A. The installation was completed in accordance with ECH 9540 and Plant Modification RIF007.
8. Tests Conducted:
 Hydrostatic Pneumatic Nominal Operating Pressure Other Exempt per IWA4400
 Pressure _____ psi Test Temp. _____ °F
9. Remarks Materials used in the installation were received as follows:
1 - 1" straight tee (HT, CD, T411) on Q90-0901 of P.O. 528734; 3/4 pipe (HT 260012) on Q8375 of P.O. X39945; 1 - 1x3/4 reducer insert (HT, CD, 089C) on Q90-1020 of P.O. 528868; 2 - 3/4" globe valves on Q2695 of P.O. X19703; 1 - J.C. white clamp (12PG3) on Q90-1456 of P.O. 530314; 2 - 3/8x4 multi bolt (HT 73923) on Q15477 of P.O. 506359; 4 - 3/8 multi nuts (HT, No. 88883) on Q7522 of P.O. X34847.

CERTIFICATE OF COMPLIANCE

We certify that the statements made in this report are correct and this replacement
conforms to the rules of the ASME Code, Section XI. repair or replacement

Signed Stuart R. Bell Supervisor-ISI Date FEBRUARY 20, 1991
Owner or Owner's Designee, Title

CERTIFICATE OF INSERVICE INSPECTION

I, the undersigned, holding a valid commission issued by the National Board of Boiler and Pressure Vessel Inspectors and the State or Province of Illinois and employed by Arkwright Mutual Insurance (Factory Mutual Systems) of Massachusetts have inspected the components described in this Owner's Report during the period 06/25/90 to 02/20/91, and state that to the best of my knowledge and belief, the Owner has performed examinations and taken corrective measures described in this Owner's Report in accordance with the requirements of the ASME Code, Section XI.

By signing this certificate neither the Inspector nor his employer makes any warranty, expressed or implied, concerning the examinations and corrective measures described in this Owner's Report. Furthermore, neither the Inspector nor his employer shall be liable in any manner for any personal injury or property damage or a loss of any kind arising from or connected with this inspection.

[Signature] Commissions IL 1558
Inspector's Signature National Board, State, Province

Date 02-20-1991

REPAIR/REPLACEMENT ABSTRACT

MWR/PO D15655

NIS-2 No. RF-2-72

1. Owner Illinois Power Company Date 02/07/91

Plant Clinton Power Station Sheet 1 of 1
 Address RT 54 East
Clinton, IL 61727

2. Work Performed by Illinois Power Co. NA
 (Name) Repair Organization
Clinton, IL 61727 P.O. No., Job No.,
 (Address) etc.

3. Identification of System Reactor Core Isolation Cooling (NRI03)

4. Equipment ID No. Line 1RI03C	5. Component/Name/Size Piping Flange 6"	6. ASME Section III Code Class - 1
------------------------------------	--	---------------------------------------

7. Purpose: (Statement of Problem)
 Condition Report 1-90-12-053 identified areas of the flange raised face gasket mating surface that were excessively pitted and erroded.

8. Narrative Summary: (Brief description of work performed)

- 1) Performed a weld buildup of the flange raised face gasket mating surface.
- 2) Machined the flange mating surface to the original design requirements.
- 3) Performed a Magnetic Particle Examination of complete repair.
- 4) Performed a system leakage test and VT-2 inspection of the assembled joint per CPS Procedure 2800.03.

9. Materials Used:
 Weld material - ER 70S-2

10. Remarks:
 None

Prepared by *[Signature]* Date 2-7-91

ILLINOIS POWER COMPANY

FORM NIS-2 OWNER'S REPORT FOR REPAIRS OR REPLACEMENTS
As Required by the Provisions of the ASME Code Section XI

M05-1079-2

1. Owner Illinois Power Company Data Report No. RF-2-72
 Name
500 S. 27th St., Decatur, IL 62525 Date February 7, 1991
 Address Sheet 1 of 1
2. Plant Clinton Power Station Unit 1
 Name
Box 678, Clinton, IL 61727 MWR- D15655
 Address Repair Organization P.O. No, Job No.
3. Work Performed by Illinois Power Co. Type Code Symbol Stamp N/A
Box 678, Clinton, Illinois 61727 Authorization No. N/A
 Address Expiration Date N/A
4. Identification of System Reactor Core Isolation Cooling (NR103) Code Class 1
5. (a) Applicable Construction Code Section III 1974 Edition, S74 Addenda,
 Code Cases None
 (b) Applicable Edition of Section XI Utilized for Repairs or Replacements 1980 W81 Addenda,
 Code Cases N308
6. Identification of Components Repaired or Replaced and Replacement Components

Name of Component	Name of Manufacturer	Manufacturer Serial No.	National Board No.	Other Identification	Year Built	Repaired Replaced or Replacement	ASME Code Stamped (Yes or No)
Piping	Illinois Power	NR103	NA	1R103C	1986	Repaired	Yes
<i>Amg 2-7-91</i>							

7. Description of Work Repaired steam cuts on gasket seating surface of the RI system flange connection to the RPV head fitting.
-
8. Tests Conducted:
 Hydrostatic [] Pneumatic [] Nominal Operating Pressure [X] Other [] _____
 Pressure _____ psi Test Temp. _____ °F
9. Remarks Condition Report 1-90-12-053 identified the deficiencies requiring repair.
-
-
-
-

CERTIFICATE OF COMPLIANCE

We certify that the statements made in this report are correct and this repair
conforms to the rules of the ASME Code, Section XI. repair or replacement

Signed J.P. Smith for SCS Supervisor-ISI
Owner or Owner's Designee, Title

Date 2-7, 1991

CERTIFICATE OF INSERVICE INSPECTION

I, the undersigned, holding a valid commission issued by the National Board of Boiler and Pressure Vessel Inspectors and the State or Province of Illinois and employed by Arkwright Mutual Insurance (Factory Mutual Systems) of Massachusetts have inspected the components described in this Owner's Report during the period 12/21/90 to 02/07/91, and state that to the best of my knowledge and belief, the Owner has performed examinations and taken corrective measures described in this Owner's Report in accordance with the requirements of the ASME Code, Section XI.

By signing this certificate neither the Inspector nor his employer makes any warranty, expressed or implied, concerning the examinations and corrective measures described in this Owner's Report. Furthermore, neither the Inspector nor his employer shall be liable in any manner for any personal injury or property damage or a loss of any kind arising from or connected with this inspection.

[Signature]
Inspector's Signature

Commissions IL-1558
National Board, State, Province

Date 02-07- 1991

REPAIR/REPLACEMENT ABSTRACT

MWR/PO D08271 NIS-2 No. RF-2-74

1. Owner Illinois Power Company Date 02/11/91
 Plant Clinton Power Station Sheet 1 of 1
 Address RT 54 East
Clinton, IL 61727

2. Work Performed by Illinois Power Co. - NA -
 (Name) Repair Organization
Clinton, IL 61727 P.O. No., Job No.,
 (Address) etc.

3. Identification of System Reactor Recirculation (NGE01)

4. Equipment ID No. RR-B	5. Component/Name/Size Piping 4"	6. ASME Section III Code Class - 1
-----------------------------	-------------------------------------	---------------------------------------

7. Purpose: (Statement of Problem)
 Replaced Reactor Recirculation Suction Decon Flange Cover to perform an analysis of the corrosion layer.

8. Narrative Summary: (Brief description of work performed)

- 1) Isolated and removed decon flange cover.
- 2) Installed replacement decon flange cover.
- 3) Completed a system leakage test per CPS 2800.03 and performed a VT-2 inspection.

9. Materials Used:
 Cover - SA 182 F 316
 Bolting material - SA 193 GR B7, SA 194

10. Remarks:
 None

Prepared by *M. Zwick* Date 2-8-91

ILLINOIS POWER COMPANY

FORM NIS-2 OWNER'S REPORT FOR REPAIRS OR REPLACEMENTS
As Required by the Provisions of the ASME Code Section XI

M05-1072-2

1. Owner Illinois Power Company Data Report No. RF-2-74
 Name
500 S. 27th St., Decatur, IL 62525 Date February 11, 1991
 Address Sheet 1 of 1
2. Plant Clinton Power Station Unit 1
 Name
Box 67B, Clinton, IL 61727 MWR- D08271
 Address Repair Organization P.O. No, Job No.
3. Work Performed by Illinois Power Co. Type Code Symbol Stamp N/A
Box 67B, Clinton, Illinois 61727 Authorization No. N/A
 Address Expiration Date N/A
4. Identification of System Reactor Recirculation (NGE01) Code Class 1
5. (a) Applicable Construction Code Section III, 1974 Edition, 574 Addenda,
 Code Cases NA
 (b) Applicable Edition of Section XI Utilized for Repairs or Replacements 1980 w81 Addenda,
 Code Cases N308
6. Identification of Components Repaired or Replaced and Replacement Components

Name of Component	Name of Manufacturer	Manufacturer Serial No.	National Board No.	Other Identification	Year Built	Repaired Replaced or Replacement	ASME Code Stamped (Yes or No)
Piping	Illinois Power	NGE01	NA	RR-B Loop	1986	Replacement	Yes
RRP 2/8/91							

7. Description of Work Replaced decon flange (suction side).
- b. Tests Conducted:
 Hydrostatic [] Pneumatic [] Nominal Operating Pressure [X] Other []
 Pressure _____ psi Test Temp. _____ °F
9. Remarks Material used: 1 - 1 1/8" stud (HT. CD. A7) received on QRIR Q10957 of P.O. X34842,
2 - 1 1/8" nuts (HT. CD. A7) received on QRIR Q8069 of P.O. X34845, 1 - blind flange (HT. CD.
965RNE), 4", received on QRIR Q90-1236 of P.O. 528931.

CERTIFICATE OF COMPLIANCE

We certify that the statements made in this report are correct and this replacement conforms to the rules of the ASME Code, Section XI. repair or replacement

Signed Steven R. Bell Supervisor-ISI
Owner or Owner's Designee, Title

Date FEBRUARY 11, 1991

CERTIFICATE OF INSERVICE INSPECTION

I, the undersigned, holding a valid commission issued by the National Board of Boiler and Pressure Vessel Inspectors and the State or Province of Illinois and employed by Arkwright Mutual Insurance (Factory Mutual Systems) of Massachusetts have inspected the components described in this Owner's Report during the period 04/19/90 to 02/11/91, and state that to the best of my knowledge and belief, the Owner has performed examinations and taken corrective measures described in this Owner's Report in accordance with the requirements of the ASME Code, Section XI.

By signing this certificate neither the Inspector nor his employer makes any warranty, expressed or implied, concerning the examinations and corrective measures described in this Owner's Report. Furthermore, neither the Inspector nor his employer shall be liable in any manner for any personal injury or property damage or a loss of any kind arising from or connected with this inspection.

Sam Manning
Inspector's Signature

Commissions IT-1558
National Board, State, Province

Date 02-11-1991

REPAIR/REPLACEMENT ABSTRACT

MWR/PO D15221

NIS-2 No. RF-2-75

1. Owner Illinois Power Company Date 02/11/91
 Plant Clinton Power Station Sheet 1 of 1
 Address RT 54 East
Clinton, IL 61727
2. Work Performed by Illinois Power Co. - NA -
 (Name) Repair Organization
Clinton, IL 61727 P.O. No., Job No.,
 (Address) etc.
3. Identification of System - See Remarks -

4. Equipment ID No. 1RH64A2, 1RI71A2	5. Component/Name/Size Piping 2"	6. ASME Section III Code Class - 2
---	-------------------------------------	---------------------------------------

7. Purpose: (Statement of Problem)

Cut line, removed valve 1E12-F102 and installed a blind coupling to correct secondary containment testing deficiencies addressed in Condition Report 1-90-12-062.

8. Narrative Summary: (Brief description of work performed)

- 1) Cut line and removed valve.
- 2) Installed blind coupling.
- 3) Performed a Dye Penetrant Examination of completed welds.
- 4) Performed a hydrostatic test of the completed installation.

9. Materials Used:

Piping ASME SA-106
 Fittings ASME SA-105

10. Remarks:

System Identification: Residual Heat Removal (NRH01) and Reactor Core Isolation Cooling (NRI01)

Prepared by *Henry J. Zink* Date 2-11-91

ILLINOIS POWER COMPANY

FORM NIS-2 OWNER'S REPORT FOR REPAIRS OR REPLACEMENTS
As Required by the Provisions of the ASME Code Section XI

W05-1075-4

1. Owner Illinois Power Company Date Report No. PF-2-75
 Name
500 S. 27th St., Vecatur, IL 62525 Date February 11, 1991
 Address Sheet 1 of 1
 2. Plant Clinton Power Station Unit 1
 Name
Box 67B, Clinton, IL 61727 MWR- D15221
 Address Repair Organization P.O. No, Job No.
 3. Work Performed by Illinois Power Co. Type Code Symbol Stamp N/A
Box 67B, Clinton, Illinois 61727 Authorization No. N/A
 Address Expiration Date N/A
 4. Identification of System * See Remarks Code Class 2
 5. (a) Applicable Construction Code Section III 19 74 Edition, 574 Addenda,
 Code Cases K240
 (b) Applicable Edition of Section XI Utilized for Repairs or Replacements 1980 WB1 Addenda,
 Code Cases #308
 6. Identification of Components Repaired or Replaced and Replacement Components

Name of Component	Name of Manufacturer	Manufacturer Serial No.	National Board No.	Other Identification	Year Built	Repaired Replaced or Replacement	ASME Code Stamped (Yes or No)
Piping	Illinois Power	NRH01	NA	1RH64A2	1986	Replacement	Yes
Piping	Illinois Power	NR101	NA	1R171A2	1986	Replacement	Yes
_____ _____ _____ _____ _____							

7. Description of Work Cut piping, removed valve 1E12-102 and installed a blind coupling. Work was performed in accordance with FECS 25435 and Plant Modification RHF015.
8. Tests Conducted:
 Hydrostatic Pneumatic Nominal Operating Pressure Other
 Pressure 171 psi Test Temp. 74 °f
9. Remarks * Item 4 Identification of System. This NIS-2 affects the interface of M-5 systems - Residual Heat Removal (NRH01) and Reactor Core Isolation Cooling (NR101). A copy of this NIS-2 will be included with both systems.
 Material used was accepted as follows: 2" pipe (HT No. 187725) accepted on Q17397 of P.O. 525086;
 1 - 2" elbow (HT Cd. R2C) accepted on Q15407 of P.O. 513902; 1 - blind coupling (HT Cd. AFG) accepted on Q91-0075 of P.O. 53740.

CERTIFICATE OF COMPLIANCE

We certify that the statements made in this report are correct and this replacement
conforms to the rules of the ASME Code, Section XI. repair or replacement

Signed Steve R. Bell Supervisor-[S]

Date FEBRUARY 11, 1991

Owner or Owner's Designee, Title

CERTIFICATE OF INSERVICE INSPECTION

I, the undersigned, holding a valid commission issued by the National Board of Boiler and Pressure Vessel Inspectors and the State or Province of Illinois and employed by Arkwright Mutual Insurance (Factory Mutual System) of Massachusetts have inspected the components described in this Owner's Report during the period 01/04/91 to 02/11/91, and state that to the best of my knowledge and belief, the Owner has performed examinations and taken corrective measures described in this Owner's Report in accordance with the requirements of the ASME Code, Section XI.

By signing this certificate neither the Inspector nor his employer makes any warranty, expressed or implied, concerning the examinations and corrective measures described in this Owner's Report. Furthermore, neither the Inspector nor his employer shall be liable in any manner for any personal injury or property damage or a loss of any kind arising from or connected with this inspection.

Steve R. Bell
Inspector's Signature

Commissions

IL-1558

National Board, State, Province

Date 02-11- 1991

REPAIR/REPLACEMENT ABSTRACT

MWR/PO D15231, D15663

NIS-2 No. RF-2-76

1. Owner Illinois Power Company Date 02/11/91
 Plant Clinton Power Station Sheet 1 of 1
 Address RT 54 East
Clinton, IL 61727

2. Work Performed by Illinois Power - NA -
 (Name) Repair Organization
Clinton, IL 61727 P.O. No., Job No.,
 (Address) etc.

3. Identification of System Residual Heat Removal (NRH08)

4. Equipment ID No. <u>1RH38CB-14</u>	5. Component/Name/Size <u>Piping 14"</u>	6. ASME Section III <u>Code Class - 2</u>
--	---	--

7. Purpose: (Statement of Problem)

- 1) Deleted flange connection to correct secondary containment testing deficiencies addressed in Condition Report 1-91-01-071.
- 2) Performed a weld repair to welds 9, 13, 16 of Guide Support 1RH30003G that were reported as cracked on Condition Report 1-91-02-008.

8. Narrative Summary: (Brief description of work performed)

- 1) Cut piping above flange and removed piping section from suppression pool.
- 2) Removed flange.
- 3) Welded new spool to pipe.
- 4) Reinstalled piping into suppression pool and welded into system.
- 5) Radiographed completed welds.
- 6) Removed cracked welds on support 1RH30003G.
- 7) Rewelded support and performed a Dye Penetrant Examination of the repair and VT-3 of the complete support.
- 8) Tested line for flow per CPS Procedure 3313.01 Section 8.3.

9. Materials Used:

Piping - ASME SA312 GR 304L
 Support - ER308L

10. Remarks:

- 1) Piping work was performed per design change ECN 9687 and Plant Modification RHF015.
- 2) Support repair was performed per design change FECN 27047.

Prepared by Thomas M. Zwick Date 2-14-91

ILLINOIS POWER COMPANY

FORM MIS-2 OWNER'S REPORT FOR REPAIRS OR REPLACEMENTS
As Required by the Provisions of the ASME Code Section XI

M05-1075-2

1. Owner Illinois Power Company Data Report No. RF-2-76
 Name
500 S. 27th St., Decatur, IL 62525
 Address
2. Plant Clinton Power Station Date February 11, 1991
 Name
Box 678, Clinton, IL 61727
 Address
 Sheet 1 of 1
 Unit 1
MWR- D15231, D15663
 Repair Organization P.O. No, Job No.
 Type Code Symbol Stamp N/A
 Authorization No. N/A
 Expiration Date N/A
3. Work Performed by Illinois Power Co.
Box 678, Clinton, Illinois 61727
 Address
4. Identification of System Residual Heat Removal (NRHOB) Code Class 2
5. (a) Applicable Construction Code Section III 1974 Edition, S74 Addenda,
 Code Cases N240
 (b) Applicable Edition of Section XI Utilized for Repairs or Replacements 1980 WB1 Addenda,
 Code Cases N308
6. Identification of Components Repaired or Replaced and Replacement Components

Name of Component	Name of Manufacturer	Manufacturer Serial No.	National Board No.	Other Identification	Year Built	Repaired Replaced or Replacement	ASME Code Stamped (Yes or No)
Piping	Illinois Power	NRHOB	NA	1RH3BCB-14	1985	Replacement	Yes
Support	Illinois Power	NRHOB	NA	1RH300030	1985	Repair	No
<i>Amg 2-11-91</i>							

7. Description of Work Cut line 1RH3BCB-14, removed the flange connection and extended the line by replacement with a new pipe spool per the ECN. This work was performed as specified in ECN 9687 and Plant Modification RHF015. Repaired cracked welds on piping guide support per FECM 27047 and MWR D15663 that were identified on CR 1-91-02-008.
8. Tests Conducted:
 Hydrostatic Pneumatic Nominal Operating Pressure Other Flow Test
 Pressure _____ psi Test Temp. _____ °F
9. Remarks Final welds were radiographed. Piping material (HT. No. 16999) for the replacement spool was accepted on Q91-0059 of P.O. 532938. A Dye Penetrant Examination and VT-3 inspection of completed support repair was performed and results were acceptable.

CERTIFICATE OF COMPLIANCE

We certify that the statements made in this report are correct and this repair/replacement conforms to the rules of the ASME Code, Section XI. repair or replacement

Signed Steven R. Bell Supervisor-ISI Date FEBRUARY 11, 1991
Owner or Owner's Designee, Title

CERTIFICATE OF INSERVICE INSPECTION

I, the undersigned, holding a valid commission issued by the National Board of Boiler and Pressure Vessel Inspectors and the State or Province of Illinois and employed by Arkwright Mutual Insurance (Factory Mutual Systems) of Massachusetts have inspected the components described in this Owner's Report during the period 01/09/91 to 02/11/91, and state that to the best of my knowledge and belief, the Owner has performed examinations and taken corrective measures described in this Owner's Report in accordance with the requirements of the ASME Code, Section XI.

By signing this certificate neither the Inspector nor his employer makes any warranty, expressed or implied, concerning the examinations and corrective measures described in this Owner's Report. Furthermore, neither the Inspector nor his employer shall be liable in any manner for any personal injury or property damage or a loss of any kind arising from or connected with this inspection.

[Signature] Commissions IL-1558
Inspector's Signature National Board, State, Province

Date 02-11- 1991

REPAIR/REPLACEMENT ABSTRACT

MWR/PO D15220

NIS-2 No. RF-2-77

1. Owner Illinois Power Company Date 02/11/91
 Plant Clinton Power Station Sheet 1 of 1
 Address RT 54 East
Clinton, IL 61727

2. Work Performed by Illinois Power Co. - NA -
 (Name) Repair Organization
Clinton, IL 61727 P.O. No., Job No.,
 (Address) etc.

3. Identification of System Residual Heat Removal (NRH08)

4. Equipment ID No.

5. Component/Name/Size

6. ASME Section III

1RH31AB 1 1/2

Piping 1 1/2

Code Class - 2

7. Purpose: (Statement of Problem)

Cut line and installed a blind coupling to correct secondary containment testing deficiencies addressed in Condition Report 1-90-12-062.

8. Narrative Summary: (Brief description of work performed)

- 1) Cut line and removed piping section.
- 2) Installed blind coupling and hydro test connection.
- 3) Performed a hydrostatic test of the completed installation.

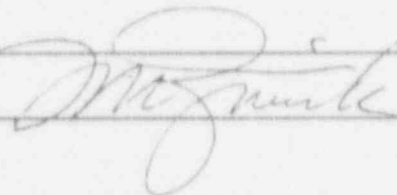
9. Materials Used:

Piping ASME SA-106
 Fittings ASME SA-105

10. Remarks:

None

Prepared by



Date

2-12-91

ILLINOIS POWER COMPANY

FORM NIS-2 OWNER'S REPORT FOR REPAIRS OR REPLACEMENTS
As Required by the Provisions of the ASME Code Section XI

N05-1075-2

1. Owner Illinois Power Company Data Report No. RF-2-77
 Name
500 S. 27th St. Maitland, IL 62525 Date February 11, 1991
 Address Sheet 1 of 1
2. Plant Clinton Power Station Unit 1
 Name
Box 678, Clinton, IL 61727 MWR- 015220
 Address Repair Organization P.O. No, Job No.
3. Work Performed by Illinois Power Co. Type Code Symbol Stamp N/A
Box 678, Clinton, Illinois 61727 Authorization No. N/A
 Address Expiration Date N/A
4. Identification of System Residual Heat Removal (NRH08) Code Class 2
5. (a) Applicable Construction Code Section III 1974 Edition, S74 Addenda,
 Code Cases None
 (b) Applicable Edition of Section XI Utilized for Repairs or Replacements 1980 WB1 Addenda,
 Code Cases N308
6. Identification of Components Repaired or Replaced and Replacement Components

Name of Component	Name of Manufacturer	Manufacturer Serial No.	National Board No.	Other Identification	Year Built	Repaired Replaced or Replacement	ASME Code Stamped (Yes or No)
Piping	Illinois Power	NRH08	NA	1RH31AB 1 1/2	1986	Replacement	Yes
<i>M 2-12-91</i>							

7. Description of Work Cut line 1RH31AB 1 1/2" and installed a blind coupling and hydro test connection. Work was performed in accordance with FEEN 254b3 and Plant Modification RHF015.
-
8. Tests Conducted:
 Hydrostatic Pneumatic Nominal Operating Pressure Other
 Pressure 645 psi Test Temp. 70 °F
9. Remarks Material used to install the modification was accepted as follows: 1 - 1 1/2" blind coupling (HT, CD, AFK) received on 091-0076 of P.O. 532843; 1 - 1 1/2 straight T (HT, CD, ZVH) received on 090-0005 of P.O. 526885; 1 - 1 1/2 x 3/4 red insert (HT, CD, 044E) received on 091-0056 of P.O. 532843; 3/4" piping (HT, NO, 242562) received on 07015 of P.O. X36866; 1 - 3/4 pipe cap (HT CD, 011F) received on 091-0053 of P.O. 532733.

CERTIFICATE OF COMPLIANCE

We certify that the statements made in this report are correct and this replacement conforms to the rules of the ASME Code, Section XI. repa' or replacement

Signed Steven R. Bell Supervisor-ISI Date FEBRUARY 12, 1991
Owner or Owner's Designee, Title

CERTIFICATE OF INSERVICE INSPECTION

I, the undersigned, holding a valid commission issued by the National Board of Boiler and Pressure Vessel Inspectors and the State or Province of Illinois and employed by Arkwright Mutual Insurance (Factory Mutual Systems) of Massachusetts have inspected the components described in this Owner's Report during the period 01/10/91 to 02/11/91, and state that to the best of my knowledge and belief, the Owner has performed examinations and taken corrective measures described in this Owner's Report in accordance with the requirements of the ASME Code, Section XI.

By signing this certificate neither the Inspector nor his employer makes any warranty, expressed or implied, concerning the examinations and corrective measures described in this Owner's Report. Furthermore, neither the Inspector nor his employer shall be liable in any manner for any personal injury or property damage or a loss of any kind arising from or connected with this inspection.

[Signature]
Inspector's Signature

Commissions IL-1558
National Board, State, Province

Date 02-12- 1991

REPAIR/REPLACEMENT ABSTRACT

MWR/PO D09910

NIS-2 No. RF-2-80

1. Owner Illinois Power Company Date 02/13/91
 Plant Clinton Power Station Sheet 1 of 1
 Address RT 54 East
Clinton, IL 61727
2. Work Performed by Illinois Power Co. - NA -
 (Name) Repair Organization
Clinton, IL 61727 P.O. No., Job No.,
 (Address) etc.
3. Identification of System Main Steam (NGE02)

4. Equipment ID No.
1B21F028A

5. Component/Name/Size
Valve/Atwood Morrill/24"

6. ASME Section III
Code Class - 1

7. Purpose: (Statement of Problem)

Performed a modification (MSF012) on the valve to improve valve performance and reliability.

8. Narrative Summary: (Brief description of work performed)

- 1) Disassembled valve and removed internals.
- 2) Performed VT-3 of internal surfaces.
- 3) Reassembled valve using modified internals and cover.
- 4) Performed a leak test and VT-2 inspection on 1-22-91 per CPS Procedure No. 2800.03 - the results were satisfactory.
- 5) Tested valve for satisfactory operation.

9. Materials Used:

Cover Assembly
Poppet Assembly

10. Remarks:
None

Prepared by Thomas M. Zwick Date 2-13-91

ILLINOIS POWER COMPANY
FORM NIS-2 OWNER'S REPORT FOR REPAIRS OR REPLACEMENTS
As Required by the Provisions of the ASME Code Section XI

M05-1002-2

1. Owner Illinois Power Company Date Report No. RF-2-80
 Name _____
500 S. 27th St., Decatur, IL 62525 Date February 13, 1991
 Address _____ Sheet 1 of 1
2. Plant Clinton Power Station Unit 1
 Name _____ MWR- D09910
Box 678, Clinton, IL 61727 Address _____ Repair Organization P.O. No, Job No. _____
3. Work Performed by Illinois Power Co. Type Code Symbol Stamp N/A
Box 678, Clinton, Illinois 61727 Address _____ Authorization No. N/A
 Address _____ Expiration Date N/A
4. Identification of System Main Steam (NGE02) Code Class 1
5. (a) 1) Applicable Construction Code (Valve) Section III 19 74 Edition, No Addenda,
 Code Cases 1622
 2) Applicable Construction Code (NA) Section III 19 Edition, _____ Addenda,
 Code Cases _____
 (b) Applicable Edition of Section XI Utilized for Repairs or Replacements 1980 WB1 Addenda,
 Code Cases N308
6. Identification of Components Repaired or Replaced and Replacement Components

Name of Component	Name of Manufacturer	Manufacturer Serial No.	National Board No.	Other Identification	Year Built	Repaired Replaced or Replacement	ASME Code Stamped (Yes or No)
Valve	Atwood-Morrill	5-562	NA	1821-F028A	1976	Replacement	Yes
<i>May 2-13-91</i>							

7. Description of Work Installed new poppet and cover in support of Plant Modification MSF012 and FEEN 24931. Performed a VT-3 inspection of valve internal surfaces.
8. Tests Conducted:
 Hydrostatic [] Pneumatic [] Nominal Operating Pressure [X] Other [] _____
 Pressure -- psi Test Temp. -- °F
9. Remarks Code material used to support this modification are: poppet assembly (Serial No. 5) received on QRIR Q17733 of P.O. 522998 and cover (Serial No. 12) received on 090-1865 of P.O. 522998.

CERTIFICATE OF COMPLIANCE

We certify that the statements made in this report are correct and this replacement
conforms to the rules of the ASME Code, Section XI. repair or replacement

Signed Steven R. Bell Supervisor-ISI
Owner or Owner's Designee, Title

Date FEBRUARY 13, 1991

CERTIFICATE OF INSERVICE INSPECTION

I, the undersigned, holding a valid commission issued by the National Board of Boiler and Pressure Vessel Inspectors and the State or Province of Illinois and employed by Arkwright Mutual Insurance (Factory Mutual Systems) of Massachusetts have inspected the components described in this Owner's Report during the period 08/30/90 to 02/13/91, and state that to the best of my knowledge and belief, the Owner has performed examinations and taken corrective measures described in this Owner's Report in accordance with the requirements of the ASME Code, Section XI.

By signing this certificate neither the Inspector nor his employer makes any warranty, expressed or implied, concerning the examinations and corrective measures described in this Owner's Report. Furthermore, neither the Inspector nor his employer shall be liable in any manner for any personal injury or property damage or a loss of any kind arising from or connected with this inspection.

Steven R. Bell
Inspector's Signature

Commissions IL-1558
National Board, State, Province

Date 02-13- 1991

REPAIR/REPLACEMENT ABSTRACT

MWR/PO D15232

NIS-2 No. RF-2-87

1. Owner Illinois Power Company Date 02/21/91

Plant Clinton Power Station Sheet 1 of 1
 Address RT 54 East
Clinton, IL 61727

2. Work Performed by Illinois Power Co. - NA -
 (Name) Repair Organization
Clinton, IL 61727 P.O. No., Job No.,
 (Address) etc.

3. Identification of System Reactor Feedwater (NFW01)

4. Equipment ID No. 1FW02012S, 1FW02015G	5. Component/Name/Size Piping Supports	6. ASME Section III Code Class - 2
---	---	---------------------------------------

7. Purpose: (Statement of Problem)

During an engineering evaluation of the feedwater piping supports, one snubber was found to have excessive drag force and required replacement. A jam nut was found missing on the other support during the supports visual inspection.

8. Narrative Summary: (Brief description of work performed)

- 1) Removed and replaced the snubber in accordance with the MWR and procedure CPS 8160.04.
- 2) Installed the lost jam nut and reinspected the support.

9. Materials Used:

PSA-10 snubber assembly.
 Jam nut - ASME SA-194 GR 2H

10. Remarks:

None

Prepared by

Thomas H. Quirk

Date

2-21-91

ILLINOIS POWER COMPANY
 FORM NIS-2 OWNER'S REPORT FOR REPAIRS OR REPLACEMENTS
 As Required by the Provisions of the ASME Code Section XI

M05-1004-1

1. Owner Illinois Power Company Date Report No. RF-2-87
 Name _____
500 S. 27th St., Decatur, IL 62525 Address Date February 21, 1991
 Address Sheet 1 of 1
 2. Plant Clinton Power Station Unit 1
 Name _____
Box 678, Clinton, IL 61727 Address MWR- D15232
 Address Repair Organization P.O. No, Job No. _____
 3. Work Performed by Illinois Power Co. Type Code Symbol Stamp N/A
Box 678, Clinton, Illinois 61727 Address Authorization No. N/A
 Address Expiration Date N/A
 4. Identification of System Reactor Feedwater (NFW01) Code Class 2

5. (a) 1) Applicable Construction Code (Piping) Section III 19.74 Edition, S74 Addenda,
 Code Cases None
 2) Applicable Construction Code (Snubber) Section III 19.77 Edition, W79 Addenda,
 Code Cases 1644-6
 (b) Applicable Edition of Section XI Utilized for Repairs or Replacements 1980 W81 Addenda,
 Code Cases #308

6. Identification of Components Repaired or Replaced and Replacement Components

Name of Component	Name of Manufacturer	Manufacturer Serial No.	National Board No.	Other Identification	Year Built	Repaired Replaced or Replacement	ASME Code Stamped (Yes or No)
Support	PSA	15879	NA	1FW020125	1983	Replaced	Yes
Support	Illinois Power	NFW01	NA	1FW02015G	1986	Replacement	No
<i>Handwritten signature and date: [Signature] 2-21-91</i>							

7. Description of Work Replaced snubber and one guide clamp jam nut.

8. Tests Conducted:
 Hydrostatic [] Pneumatic [] Nominal Operating Pressure [] Other [X] None
 Pressure -- psi Test Temp. -- °F

9. Remarks Replacement snubber was accepted by Baldwin Associates on RIR S23653 and the jam nut (HT Cd. A7) was accepted on Q7518 of P.O. X34845.

CERTIFICATE OF COMPLIANCE

We certify that the statements made in this report are correct and this replacement conforms to the rules of the ASME Code, Section XI. repair or replacement

Signed Stacy B. Bell Supervisor-ISI
Owner or Owner's Designee, Title

Date FEBRUARY 21, 1991

CERTIFICATE OF INSERVICE INSPECTION

I, the undersigned, holding a valid commission issued by the National Board of Boiler and Pressure Vessel Inspectors and the State or Province of Illinois and employed by Arkwright Mutual Insurance (Factory Mutual Systems) of Massachusetts have inspected the components described in this Owner's Report during the period 01/14/91 to 02/21/91, and state that to the best of my knowledge and belief, the Owner has performed examinations and taken corrective measures described in this Owner's Report in accordance with the requirements of the ASME Code, Section XI.

By signing this certificate neither the Inspector nor his employer makes any warranty, expressed or implied, concerning the examinations and corrective measures described in this Owner's Report. Furthermore, neither the Inspector nor his employer shall be liable in any manner for any personal injury or property damage or a loss of any kind arising from or connected with this inspection.

Stacy B. Bell
Inspector's Signature

Commissions IL-1558
National Board, State, Province

Date 02-22-1991

REPAIR/REPLACEMENT ABSTRACT

MWR/PO D15624

NIS-2 No. RF-2-88

1. Owner Illinois Power Company Date 02/26/91

Plant Clinton Power Station Sheet 1 of 1
 Address RT 54 East
Clinton, IL 61727

2. Work Performed by Illinois Power Co. - NA -
 (Name) Repair Organization
Clinton, IL 61727 P.O. No., Job No.,
 (Address) etc.

3. Identification of System Reactor Feedwater (NFW01)

4. Equipment ID No. 1B21F010B	5. Component/Name/Size Valve, Anchor Darling, 18"	6. ASME Section III Code Class - 1
----------------------------------	--	---------------------------------------

7. Purpose: (Statement of Problem)
 During performance of check valve maintenance, one (1) cover nut required replacement.

8. Narrative Summary: (Brief description of work performed)

1. Valve was disassembled, maintenance performed and reassembled per CPS procedure 8120.04.
2. During reinstallation of cover bolting, one (1) nut required replacement.
3. Completed a system leakage test per CPS procedure 2800.03 on 1-22-91. A VT-2 inspection of the valve was performed with results documented as acceptable.

9. Materials Used:
 3/4"-10 nut - ASME SA194 GR 2H.

10. Remarks:
 None

Prepared by *Alan W. Zwick* Date 2-26-91

ILLINOIS POWER COMPANY
 FORM NIS-2 OWNER'S REPORT FOR REPAIRS OR REPLACEMENTS
 As Required by the Provisions of the ASME Code Section XI

M05-1004-1

1. Owner Illinois Power Company Data Report No. RF-2-88
 Name
500 S. 27th St., Decatur, IL 62525 Date February 26, 1991
 Address Sheet 1 of 1
2. Plant Clinton Power Station Unit 1
 Name
Box 678, Clinton, IL 61727 MWR- D15624
 Address Repair Organization P.O. No, Job No.
3. Work Performed by Illinois Power Co. Type Code Symbol Stamp N/A
Box 678, Clinton, Illinois 61727 Authorization No. N/A
 Address Expiration Date N/A
4. Identification of System Reactor Feedwater (RFWD1) Code Class 1
5. (a) 1) Applicable Construction Code (Valve) Section III 19.74 Edition, 575 Addenda,
 Code Cases 1516.1, 1567, 1622, 1635.1, 1677
 (b) Applicable Edition of Section XI Utilized for Repairs or Replacements 1980 WB1 Addenda,
 Code Cases N308
6. Identification of Components Repaired or Replaced and Replacement Components

Name of Component	Name of Manufacturer	Manufacturer Serial No.	National Board No.	Other Identification	Year Built	Repaired Replaced or Replacement	ASME Code Stamped (Yes or No)
Valve	Anchor Darling	E6214-153-2	NA	1821F010B	1979	Replacement	Yes
<i>11/2-26-91</i>							

7. Description of Work Replaced one (1) check valve cover nut.
8. Tests Conducted:
 Hydrostatic [] Pneumatic [] Nominal Operating Pressure [X] Other []
 Pressure psi Test Temp. °F
9. Remarks The replacement 3/4"-10 nut (HT Cd, A8) was accepted on Q7666 of P.O. X34847.

CERTIFICATE OF COMPLIANCE

We certify that the statements made in this report are correct and this replacement conforms to the rules of the ASME Code, Section XI. repair or replacement

Signed Steven R. Bell Supervisor-ISI
Owner or Owner's Designee, Title

Date FEBRUARY 28, 1991

CERTIFICATE OF INSERVICE INSPECTION

I, the undersigned, holding a valid commission issued by the National Board of Boiler and Pressure Vessel Inspectors and the State or Province of Illinois and employed by Arkwright Mutual Insurance (Factory Mutual Systems) of Massachusetts have inspected the components described in this Owner's Report during the period 12/07/90 to 02/26/91, and state that to the best of my knowledge and belief, the Owner has performed examinations and taken corrective measures described in this Owner's Report in accordance with the requirements of the ASME Code, Section XI.

By signing this certificate neither the Inspector nor his employer makes any warranty, expressed or implied, concerning the examinations and corrective measures described in this Owner's Report. Furthermore, neither the Inspector nor his employer shall be liable in any manner for any personal injury or property damage or a loss of any kind arising from or connected with this inspection.

W.F. Ruggles
Inspector's Signature

Commissions NB 5813 (I) (N) ILL 1179
National Board, State, Province

Date Feb. 28 1991

REPAIR/REPLACEMENT ABSTRACT

MWR/PO D15884

NIS-2 No. RF-2-90

1. Owner Illinois Power Company Date 03/01/91

Plant Clinton Power Station Sheet 1 of 1
 Address RT 54 East
Clinton, IL 61727

2. Work Performed by Illinois Power Co. - NA -
 (Name) Repair Organization
Clinton, IL 61727 P.O. No., Job No.,
 (Address) etc.

3. Identification of System Containment Bldg HVAC (NVR01)

4. Equipment ID No. 1VR007A / 1VR05010X	5. Component/Name/Size Valve/Support - Clow 14"	6. ASME Section III Code Class - 2
--	--	---------------------------------------

7. Purpose: (Statement of Problem)

- 1) During valve maintenance new packing gland studs were required to allow the use of Chesterton packing.
- 2) Replaced washer plates and nuts on the valve support that were lost during maintenance.

8. Narrative Summary: (Brief description of work performed)

- 1) Replaced gland studs and torqued per procedure CPS 8120.33.
- 2) Reinstalled valve and completed a leak test of the penetration per CPS 9861.02 on 1-10-91. The test was satisfactory.
- 3) Replaced support bolting and performed a VT-3 inspection of the completed support.

9. Materials Used:

Stud - ASME SA193 GR B7
 Support nuts - ASME SA307 GR B Multi-nut
 Washer plate - ASME SA36

10. Remarks:
 None

Prepared by *Thomas M. Zink* Date 3-1-91

ILLINOIS POWER COMPANY
 FORM NIS-2 OWNER'S REPORT FOR REPAIRS OR REPLACEMENTS
 As Required by the Provisions of the ASME Code Section XI

N05-1111-5

1. Owner Illinois Power Company Date Report No. RF-2-90
 Name
500 S. 27th St., Decatur, IL 62525 Date March 1, 1991
 Address Sheet 1 of 1
2. Plant Clinton Power Station Unit 1
 Name
Box 678, Clinton, IL 61727 MWR- 015884
 Address Repair Organization P.O. No, Job No.
3. Work Performed by Illinois Power Co. Type Code Symbol Stamp N/A
Box 678, Clinton, Illinois 61727 Authorization No. N/A
 Address Expiration Date N/A
4. Identification of System Containment Bldg. HVAC (NVR01) Code Class 2
5. (a) 1) Applicable Construction Code (Valve) Section III 19.80 Edition, 582 Addenda,
 Code Cases - NA -
 2) Applicable Construction Code (Pipe) Section III 19.74 Edition, 574 Addenda,
 Code Cases - NA -
 (b) Applicable Edition of Section XI Utilized for Repairs or Replacements 1980 WB1 Adden
 Code Cases N308
6. Identification of Components Repaired or Replaced and Replacement Components

Name of Component	Name of Manufacturer	Manufacturer Serial No.	National Board No.	Other Identification	Year Built	Repaired Replaced or Replacement	ASME Code Stamped (Yes or No)
Valve	Clow	83-2462-01N-03	NA	1VR007A	1985	Replacement	Yes
Support	Illinois Power	-NA-	NA	1VR05010X	1986	Replacement	No
<i>May 3-1991</i>							

7. Description of Work Replaced valve gland studs. Replaced support washer plates and support nuts.
-
8. Tests Conducted:
 Hydrostatic [] Pneumatic [X] Nominal Operating Pressure [] Other [X] CPS 9861.02
 Pressure -- psi Test Temp. -- °F
9. Remarks The valve replacement gland studs (HT Cd. D3) were accepted on Q17048 of P.O. 522751. The support items were accepted as follows: four (4) nuts (HT Cd. A6) were accepted on Q7591 of P.O. X34847; two (2) washer plates (HT No. 832039010) were accepted on Q16506 of P.O. 519524.
-

CERTIFICATE OF COMPLIANCE

We certify that the statements made in this report are correct and this replacement conforms to the rules of the ASME Code, Section XI. repair or replacement

Signed S. R. Bell Supervisor-ISI
Owner or Owner's Designee, Title

Date MARCH 1, 1991

CERTIFICATE OF INSERVICE INSPECTION

I, the undersigned, holding a valid commission issued by the National Board of Boiler and Pressure Vessel Inspectors and the State or Province of Illinois and employed by Arkwright Mutual Insurance (Factory Mutual Systems) of Massachusetts have inspected the components described in this Owner's Report during the period 12/08/90 to 03/01/91, and state that to the best of my knowledge and belief, the Owner has performed examinations and taken corrective measures described in this Owner's Report in accordance with the requirements of the ASME Code, Section XI.

By signing this certificate neither the Inspector nor his employer makes any warranty, expressed or implied, concerning the examinations and corrective measures described in this Owner's Report. Furthermore, neither the Inspector nor his employer shall be liable in any manner for any personal injury or property damage or a loss of any kind arising from or connected with this inspection.

[Signature]
Inspector's Signature

Commissions NA5B3(I)(N), ILL 1179
National Board, State, Province

Date March 1, 1991

REPAIR/REPLACEMENT ABSTRACT

MWR/PO D07189

NIS-2 No. RF-2-91

1. Owner Illinois Power Company Date 03/04/91
 Plant Clinton Power Station Sheet 1 of 1
 Address RT 54 East
Clinton, IL 61727

2. Work Performed by Illinois Power Co. - NA -
 (Name) Repair Organization
Clinton, IL 61727 P.O. No., Job No.,
 (Address) etc.

3. Identification of System Nuclear Boiler (NRI02)

4. Equipment ID No. 1NB01B2	5. Component/Name/Size Piping 2"	6. ASME Section III Code Class - 1
--------------------------------	-------------------------------------	---------------------------------------

7. Purpose: (Statement of Problem)
 Replaced bolting material at piping connection to bulkhead.

8. Narrative Summary: (Brief description of work performed)

1. Replaced bolting and completed the installation per CPS procedure 8117.08.
2. Conducted a system leak test per CPS procedure 2800.03 and performed a VT-2 inspection of the installation. The inspection results were acceptable.

9. Materials Used:
 5/8" nuts - ASME SA194 GR 2H
 5/8" studs - ASME SA193 GR B7

10. Remarks:
 None

Prepared by Thomas M. Zwick Date 3-4-91

ILLINOIS POWER COMPANY
 FORM NIS-2 OWNER'S REPORT FOR REPAIRS OR REPLACEMENTS
 As Required by the Provisions of the ASME Code Section XI

M05-1071-2

1. Owner Illinois Power Company Data Report No. RF-2-91
 Name
500 S. 27th St., Decatur, IL 62525 Date March 4, 1991
 Address Sheet 1 of 1
2. Plant Clinton Power Station Unit 1
 Name
Box 678, Clinton, IL 61727 MWR- D07189
 Address Repair Organization P.O. No, Job No.
3. Work Performed by Illinois Power Co. Type Code Symbol Stg. N/A
Box 678, Clinton, Illinois 61727 Authorization No. N/A
 Address Expiration Date N/A
4. Identification of System Nuclear Boiler (NR102) Code Class 1
5. (a) 1) Applicable Construction Code (Piping) Section III 19 74 Edition, S74 Addenda,
 Code Cases - NA -
 (b) Applicable Edition of Section XI Utilized for Repairs or Replacements 1980 WB1 Addenda,
 Code Cases N308
6. Identification of Components Repaired or Replaced and Replacement Components

Name of Component	Name of Manufacturer	Manufacturer Serial No.	National Board No.	Other Identification	Year Built	Repaired Replaced or Replacement	ASME Code Stamped (Yes or No)
Piping	Illinois Power	NR102	NA	1NB01B2	1986	Replacement	Yes
<i>Handwritten: 3-4-91</i>							

7. Description of Work Replaced studs and nuts at piping connection to bulkhead.
8. Tests Conducted:
 Hydrostatic [] Pneumatic [] Nominal Operating Pressure [X] Other []
 Pressure psi Test Temp. °F
9. Remarks The bolting material was accepted as follows: Sixteen (16) nuts (HT Cd A6) were accepted on Q7591 of P.O. X34847, eight (8) studs (HT Cd A1) were accepted on Q8095 of P.O. X34843.

CERTIFICATE OF COMPLIANCE

We certify that the statements made in this report are correct and this replacement conforms to the rules of the ASME Code, Section XI. repair or replacement

Signed Steven R. Bell Supervisor-ISI
Owner or Owner's Designee, Title

Date MARCH 4, 1991

CERTIFICATE OF INSERVICE INSPECTION

I, the undersigned, holding a valid commission issued by the National Board of Boiler and Pressure Vessel Inspectors and the State or Province of Illinois and employed by Arkwright Mutual Insurance (Factory Mutual Systems) of Massachusetts have inspected the components described in this Owner's Report during the period 11/02/90 to 03/04/91, and state that to the best of my knowledge and belief, the Owner has performed examinations and taken corrective measures described in this Owner's Report in accordance with the requirements of the ASME Code, Section XI.

By signing this certificate neither the Inspector nor his employer makes any warranty, expressed or implied, concerning the examinations and corrective measures described in this Owner's Report. Furthermore, neither the Inspector nor his employer shall be liable in any manner for any personal injury or property damage or a loss of any kind arising from or connected with this inspection.

John Manning
Inspector's Signature

Commissions IL-1558
National Board, State, Province

Date 03-05- 1991

REPAIR/REPLACEMENT ABSTRACT

MWR/PO D10581

NIS-2 No. RF-2-93

1. Owner Illinois Power Company Date 03/06/91

Plant Clinton Power Station Sheet 1 of 1
 Address RT 54 East
Clinton, IL 61727

2. Work Performed by Illinois Power Co. - NA -
 (Name) Repair Organization
Clinton, IL 61727 P.O. No., Job No.,
 (Address) etc.

3. Identification of System Residual Heat Removal (NRH05)

4. Equipment ID No. <u>1RH28A4"</u>	5. Component/Name/Size <u>Piping 4"</u>	6. ASME Section III <u>Code Class - 2</u>
--	--	--

7. Purpose: (Statement of Problem)
 Replaced inlet flange bolting at valve 1E12F036 that were cut off to permit valve removal for testing.

8. Narrative Summary: (Brief description of work performed)

1. Replaced bolting and tightened flanges in accordance with CPS procedure 8170.03.
2. Performed an operational pressure test of the completed assembly per CPS procedure 9843.02 on 3-2-91. A VT-2 inspection was completed and results satisfactory.

9. Materials Used:
 Studs - ASME SA193 GR B7
 Nuts - ASME SA194 GR 2H

10. Remarks:
 None

Prepared by *Thomas H. Zwick* Date 3-6-91

ILLINOIS POWER COMPANY
 FORM NIS-2 OWNER'S REPORT FOR REPAIRS OR REPLACEMENTS
 As Required by the Provisions of the ASME Code Section XI

M05-1075-4

1. Owner Illinois Power Company Data Report No. RF-2-93
 Name
500 S. 27th St., Decatur, IL 62525 Date March 6, 1991
 Address Sheet 1 of 1
2. Plant Clinton Power Station Unit 1
 Name
Box 678, Clinton, IL 61727 MWR- D10581
 Address Repair Organization P.O. No. Job No.
3. Work Performed by Illinois Power Co. Type Code Symbol Stamp N/A
Box 678, Clinton, Illinois 61727 Authorization No. N/A
 Address Expiration Date N/A
4. Identification of System Residual Heat Removal (NRH05) Code Class 2
5. (a) 1) Applicable Construction Code (Piping) Section III 19.74 Edition, 574 Addenda,
 Code Cases NA
 (b) Applicable Edition of Section XI Utilized for Repairs or Replacements 1980 WB1 Addenda,
 Code Cases N308
6. Identification of Components Repaired or Replaced and Replacement Components

Name of Component	Name of Manufacturer	Manufacturer Serial No.	National Board No.	Other Identification	Year Built	Repaired Replaced or Replacement	ASME Code Stamped (Yes or No)
Piping	Illinois Power	NRH05	NA	1RH2BA4	1986	Replacement	Yes
<i>[Handwritten signature and date: 3/6-91]</i>							

7. Description of Work Replaced flange bolting at connection to valve 1E12FD36.

8. Tests Conducted:
 Hydrostatic [] Pneumatic [] Nominal Operating Pressure [X] Other [] _____
 Pressure psi Test Temp. °F
9. Remarks Bolting material used was eight (8) 3/6" studs (HT Cd. A1) accepted on Q7162 of P.O. X34843;
sixteen (16) 3/4" nuts (HT No. 3RC0293) accepted on Q15723 of P.O. 514605.

CERTIFICATE OF COMPLIANCE

We certify that the statements made in this report are correct and this replacement conforms to the rules of the ASME Code, Section XI. repair or replacement

Signed Steven R. Bell Supervisor-ISI Date MARCH 6, 1991
Owner or Owner's Designee, Title

CERTIFICATE OF INSERVICE INSPECTION

I, the undersigned, holding a valid commission issued by the National Board of Boiler and Pressure Vessel Inspectors and the State or Province of Illinois and employed by Arkwright Mutual Insurance (Factory Mutual Systems) of Massachusetts have inspected the components described in this Owner's Report during the period 11/12/90 to 03/06/91, and state that to the best of my knowledge and belief, the Owner has performed examinations and taken corrective measures described in this Owner's Report in accordance with the requirements of the ASME Code, Section XI.

By signing this certificate neither the Inspector nor his employer makes any warranty, expressed or implied, concerning the examinations and corrective measures described in this Owner's Report. Furthermore, neither the Inspector nor his employer shall be liable in any manner for any personal injury or property damage or a loss of any kind arising from or connected with this inspection.

John Manning
Inspector's Signature

Commissions IL-1558
National Board, State, Province

Date 03-06-91

REPAIR/REPLACEMENT ABSTRACT

MWR/PO D15700

NIS-2 No. RF-2-94

1. Owner Illinois Power Company Date 03/06/91
 Plant Clinton Power Station Sheet 1 of 1
 Address RT 54 East
Clinton, IL 61727

2. Work Performed by Illinois Power Co. - NA -
 (Name) Repair Organization
Clinton IL 61727 P.O. No., Job No.,
 (Address) etc.

3. Identification of System Residual Heat Removal (NRH08)

4. Equipment ID No. <u>1RH09066X</u>	5. Component/Name/Size <u>Support</u>	6. ASME Section III <u>Code Class - 2</u>
---	--	--

7. Purpose: (Statement of Problem)

During investigation associated with CR 1-91-01-029 the support was found to be bent and replacement of the strut was necessary.

8. Narrati - Summary: (Brief description of work performed)

1. Fabricated a new extension piece.
2. Assembled a new support and installed.
3. Performed a VT-3 inspection of the final assembly per QA procedure QAP510.10. The support was determined to be acceptable.

9. Materials Used:

Sway strut - BE415N Size 3

10. Remarks:
None

Prepared by *Thomas M. Zwick* Date 3-6-91

ILLINOIS POWER COMPANY
 FORM MIS-2 OWNER'S REPORT FOR REPAIRS OR REPLACEMENTS
 As Required by the Provisions of the ASME Code Section XI

MOS-1075-1

1. Owner Illinois Power Company Date Report No. RF-2-94
 Name
500 S. 27th St., Decatur, IL 62525 Address Date March 6, 1991
 2. Plant Clinton Power Station Sheet 1 of 1
 Name Unit 1
Box 678, Clinton, IL 61727 Address MWR- D15700
 3. Work Performed by Illinois Power Co. Repair Organization P.O. No. _____
Box 678, Clinton, Illinois 61727 Address Type Code Symbol Stamp _____
 Address Authorization No. N/A
 4. Identification of System Residual Heat Removal (NRH08) Expiration Date N/A Code Class: ?
 5. (a) 1) Applicable Construction Code (Piping) Section III 19 74 Edition, 574 Addenda,
 Code Cases NA
 (b) Applicable Edition of Section XI Utilized for Repairs or Replacements 1980 WB1 Addenda,
 Code Cases W308
 6. Identification of Components Repaired or Replaced and Replacement Components

Name of Component	Name of Manufacturer	Manufacturer Serial No.	National Board No.	Other Identification	Year Built	Repaired Replaced or Replacement	ASME Code Stamped (Yes or No)
Piping	Illinois Power	NRH08	NA	1RH09066X	1986	Replaced	No
<i>Handwritten signature and date: [Signature] 3-6-91</i>							

7. Description of Work Constructed a female extension piece and assembled other parts to form a replacement support assembly.
8. Tests Conducted:
 Hydrostatic [] Pneumatic [] Nominal Operating Pressure [] Other [X] - NA
 Pressure _____ psi Test Temp. _____ °F
9. Remarks Parts used to assemble the replacement strut were accepted as follows: 2" pipe (HT No. L2369) accepted on Q91-1080; RH & LH couplings (HT No. W52033) accepted on Q91-1078 and Q91-1079; 1RH paddle (HT No. 8075587) accepted on Q91-1076; 1LH paddle (HT No. 27001) accepted on Q91-1077; 2 jam nuts (HT's 27001 & J69285) accepted on Q91-1082 & Q91-1083; all parts were supplied on P.O. 533221.

CERTIFICATE OF COMPLIANCE

We certify that the statements made in this report are correct and this replacement
conforms to the rules of the ASME Code, Section XI. repair or replacement

Signed Steven B. Bell Supervisor-ISI
Owner or Owner's Designee, Title

Date MARCH 6, 1991

CERTIFICATE OF INSERVICE INSPECTION

I, the undersigned, holding a valid commission issued by the National Board of Boiler and Pressure Vessel Inspectors and the State or Province of Illinois and employed by Arkwright Mutual Insurance (Factory Mutual Systems) of Massachusetts have inspected the components described in this Owner's Report during the period 01/16/91 to 03/06/91, and state that to the best of my knowledge and belief, the Owner has performed examinations and taken corrective measures described in this Owner's Report in accordance with the requirements of the ASME Code, Section XI.

By signing this certificate neither the Inspector nor his employer makes any warranty, expressed or implied, concerning the examinations and corrective measures described in this Owner's Report. Furthermore, neither the Inspector nor his employer shall be liable in any manner for any personal injury or property damage or a loss of any kind arising from or connected with this inspection.

[Signature]
Inspector's Signature

Commissions IL-1558
National Board, State, Province

Date 03-06-91

REPAIR/REPLACEMENT ABSTRACT

MWR/PO D05469

NIS-2 No. RF-2-95

1. Owner Illinois Power Company Date 03/07/91
 Plant Clinton Power Station Sheet 1 of 1
 Address RT 54 East
Clinton, IL 61727

2. Work Performed by Illinois Power Co. - NA -
 (Name) Repair Organization
Clinton, IL 61727 P.O. No., Job No.,
 (Address) etc.

3. Identification of System Service Air System (NSA01)

4. Equipment ID No. 1SAB1B	5. Component/Name/Size Piping 6"	6. ASME Section III Code Class - 2
-------------------------------	-------------------------------------	---------------------------------------

7. Purpose: (Statement of Problem)

Replaced the inboard blind flange and bolting at containment penetration 1MC067 that was lost during ILRT testing.

8. Narrative Summary: (Brief description of work performed)

- 1) Installed new flange and bolting. Tightened in accordance with CPS procedure 8170.03.
- 2) Performed a leak test of the installation per CPS procedure 2000.05 on 2-25-91. A VT-2 examination was performed with results acceptable.

9. Materials Used:

Flange - ASME SA105
 Studs - ASME SA193 GR B7
 Nuts - ASME SA194 GR 2H

10. Remarks:
None

Prepared by Thomas M. Jones Date 3-7-91

ILLINOIS POWER COMPANY
 FORM NIS-2 OWNER'S REPORT FOR REPAIRS OR REPLACEMENTS
 As Required by the Provisions of the ASME Code Section XI

M05-1048-9

1. Owner Illinois Power Company Date Report No. RF-2-95
 Name
500 S. 27th St., Decatur, IL 62525 Date March 7, 1991
 Address Sheet 1 of 1
2. Plant Clinton Power Station Unit 1
 Name
Box 678, Clinton, IL 61727 MWR- D05469
 Address Repair Organization P.O. No, Job No.
3. Work Performed by Illinois Power Co. Type Code Symbol Stamp N/A
Box 678, Clinton, Illinois 61727 Authorization No. N/A
 Address Expiration Date N/A
4. Identification of System Service Air System (NSA01) Code Class 2
5. (a) 1) Applicable Construction Code (Piping) Section III 19.74 Edition, S74 Addenda,
 Code Cases None
 (b) Applicable Edition of Section XI Utilized for Repairs or Replacements 1980 WB1 Addenda,
 Code Cases W308

6. Identification of Components Repaired or Replaced and Replacement Components

Name of Component	Name of Manufacturer	Manufacturer Serial No.	National Board No.	Other Identification	Year Built	Repaired Replaced or Replacement	ASME Code Stamped (Yes or No)
Piping	Illinois Power	NSA01	NA	1SAB186"	1986	Replacement	Yes
<i>MW 3-7-91</i>							

7. Description of Work Replaced inboard blind flange and bolting material.

8. Tests Conducted:
 Hydrostatic [] Pneumatic [X] Nominal Operating Pressure [X] Other [] _____
 Pressure 171 psi Test Temp. 72 °F
9. Remarks Material used was accepted as follows: blind flange (HT Cd. NG2W) accepted on 091-1404 of P.O. 533436; 8 - 3/4" studs (HT Cd. E6) accepted on 091-0081 of P.O. 532063; 16 - 3/4" nuts (HT Cd. AB) accepted on 07666 of P.O. X34847.

CERTIFICATE OF COMPLIANCE

We certify that the statements made in this report are correct and this replacement
conforms to the rules of the ASME Code, Section XI. repair or replacement

Signed Steven R. Bell Supervisor-ISI Date MARCH 7, 1991
Owner or Owner's Designee, Title

CERTIFICATE OF INSERVICE INSPECTION

I, the undersigned, holding a valid commission issued by the National Board of Boiler and Pressure Vessel Inspectors and the State or Province of Illinois and employed by Arkwright Mutual Insurance (Factory Mutual Systems) of Massachusetts have inspected the components described in this Owner's Report during the period 02/20/91 to 03/07/91, and state that to the best of my knowledge and belief, the Owner has performed examinations and taken corrective measures described in this Owner's Report in accordance with the requirements of the ASME Code, Section XI.

By signing this certificate neither the Inspector nor his employer makes any warranty, expressed or implied, concerning the examinations and corrective measures described in this Owner's Report. Furthermore, neither the Inspector nor his employer shall be liable in any manner for any personal injury or property damage or a loss of any kind arising from or connected with this inspection.

[Signature]
Inspector's Signature

Commissions FL-1558
National Board, State, Province

Date 03-07-1991

REPAIR/REPLACEMENT ABSTRACT

MWR/PO (See Sheet 2) NIS-2 No. RF-2-96

1. Owner Illinois Power Company Date 03/08/91
 Plant Clinton Power Station Sheet 1 of 2
 Address RT 54 East
Clinton, IL 61727

2. Work Performed by Illinois Power Co. N/A
 (Name) Repair Organization
Clinton, IL 61727 P.O. No., Job No.,
 (Address) etc.

3. Identification of System Main Steam (NGE02)

4. Equipment ID No. (See Sheet 2)	5. Component/Name/Size Valve / Dikkers / 8"	6. ASME Section III Code Class - 1
--------------------------------------	--	---------------------------------------

7. Purpose: (Statement of Problem)

Valves were replaced to perform scheduled Inservice Testing (IST) on the installed valves that were removed from service.

8. Narrative Summary: (Brief description of work performed)

- 1) The valves were replaced and inspections performed as job-stepped in MWR's listed on Sheet 2.
- 2) The valves were leak tested in accordance with procedure CPS 2800.03 on 1-23-91 and a VT-2 inspection performed. The inspection results were satisfactory.

9. Materials Used:

Inlet and outlet studs - ASME SA193 GR B7
 Inlet nuts - ASME SA194 GR 7
 Outlet nuts - ASME SA194 GR 2H

10. Remarks:

None

Prepared by Thomas M. Zwick Date 3-8-91

REPAIR/REPLACEMENT ABSTRACT

SYSTEM: Main Steam (NGE02)

DATE: 03/08/91

<u>Maintenance Work Request</u>	<u>Equipment Number</u>	<u>Serial Number</u>
D06946	1B21F041A	160535
D06947	1B21F041B	160536
D06948	1B21F041C	160538
D06949	1B21F041D	160789
D06950	1B21F041F	160537
D06951	1B21F041G	160541
D06952	1B21F041L	160788
D06953	1B21F047A	160779
D06954	1B21F047B	160780
D06955	1B21F047C	160781
D06956	1B21F047D	160782
D06957	1B21F047F	160778
D06958	1B21F051B	160783
D06959	1B21F051C	160784
D06960	1B21F051D	160786
D06961	1B21F051G	160794

ILLINOIS POWER COMPANY
 FORM NIS-2 OWNER'S REPORT FOR REPAIRS OR REPLACEMENTS
 As Required by the Provisions of the ASME Code Section XI

M05-1002-1

1. Owner Illinois Power Company Data Report No. RF-2-96
 Name
500 S. 27th St., Decatur, IL 62525 Date March 8, 1991
 Address Sheet 1 of 2
2. Plant Clinton Power Station Unit 1
 Name
Box 67B, Clinton, IL 61727 MWR- See Remarks
 Address Repair Organization P.O. No, Job No.
3. Work Performed by Illinois Power Co. Type Code Symbol Stamp N/A
Box 67B, Clinton, Illinois 61727 Authorization No. N/A
 Address Expiration Date N/A
4. Identification of System Main Steam (NGE02) Code Class 1
5. (a) 1) Applicable Construction Code (Valves) Section III 19 74 Edition, 576 Addenda,
 Code Cases None
 (b) Applicable Edition of Section XI Utilized for Repairs or Replacements 1980 WB1 Addenda,
 Code Cases N308
6. Identification of Components Repaired or Replaced and Replacement Components

Name of Component	Name of Manufacturer	Manufacturer Serial No.	National Board No.	Other Identification	Year Built	Repaired Replaced or Replacement	ASME Code Stamped (Yes or No)
SRV	Dijkers	160535	40	1B21F041A	1978	Replaced	Yes
		160536	41	1B21F041B			
		160538	43	1B21F041C			
		160789	61	1B21F041D			
		160537	42	1B21F041F			
		160541	48	1B21F041G			
✓	✓	160788	54	1B21F041L	✓	✓	✓

7. Description of Work Replaced Safety Relief Valves (SRV) to perform scheduled inservice testing on the valves removed from service.
-
8. Tests Conducted:
 Hydrostatic [] Pneumatic [] Nominal Operating Pressure [X] Other [] _____
 Pressure N/A psi Test Temp. N/A °F
9. Remarks Maintenance Work Requests applicable to this report are D06946 through D06961. MV-1 Data Reports for the replacement valves are not attached to this NIS-2 because the data reports are already filed with N-5 Data Report Supplements Revision 0 and Revision 1 for valve serial no. 160794.
-

CERTIFICATE OF COMPLIANCE

We certify that the statements made in this report are correct and this replacement
conforms to the rules of the ASME Code, Section XI. repair or replacement

Signed Steven R. Bell Supervisor-ISI Date MARCH 11, 1991
Owner or Owner's Designee, Title

CERTIFICATE OF INSERVICE INSPECTION

I, the undersigned, holding a valid commission issued by the National Board of Boiler and Pressure Vessel Inspectors and the State or Province of Illinois and employed by Arkwright Mutual Insurance (Factory Mutual Systems) of Massachusetts have inspected the components described in this Owner's Report during the period 07/24/90 to 03/08/91, and state that to the best of my knowledge and belief, the Owner has performed examinations and taken corrective measures described in this Owner's Report in accordance with the requirements of the ASME Code, Section XI.

By signing this certificate neither the Inspector nor his employer makes any warranty, expressed or implied, concerning the examinations and corrective measures described in this Owner's Report. Furthermore, neither the Inspector nor his employer shall be liable in any manner for any personal injury or property damage or a loss of any kind arising from or connected with this inspection.

St. Manning
Inspector's Signature

Commissions IL 1558
National Board, State, Province

Date 03-11-91

ILLINOIS POWER COMPANY

FORM NIS-2 OWNER'S REPORT FOR REPAIRS OR REPLACEMENTS
As Required by the Provisions of the ASME Code Section XI

1. Owner Illinois Power Company
Name
500 S. 27th St., Decatur, IL 62525
Address

Data Report No. RF-2-96

Date March 8, 1991

Sheet 2 of 2

Unit 1

2. Plant Clinton Power Station
Name
Box 678, Clinton, IL 61727
Address

MWR- See Remarks

Repair Organization P.O. No., Job No.

Type Code Symbol Stamp N/A

Authorization No. N/A

Expiration Date N/A

3. Work Performed by Illinois Power Co.
Box 678, Clinton, Illinois 61727
Address

4. Identification of System Main Steam (NGE02) Code Class 1

5. (a) Applicable Construction Code Same as Sheet 1

Code Cases Same as Sheet 1

(b) Applicable Edition of Section XI Utilized for Repairs or Replacements 1980 WB1 Addenda,

Code Cases N308

6. Identification of Components Repaired or Replaced and Replacement Components

Name of Component	Name of Manufacturer	Manufacturer Serial No.	National Board No.	Other Identification	Year Built	Repaired Replaced or Replacement	ASME Code Stamped (Yes or No)
SRV	Dickers	160779	51	1B21F047A	1978	Replaced	Yes
		160780	46	1B21F047B			
		160781	50	1B21F047C			
		160782	47	1B21F047D			
		160778	49	1B21F047F			
		160783	60	1B21F051B			
		160784	52	1B21F051C			
		160786	53	1B21F051D			
✓	✓	160794	59	1B21F051G	✓	✓	✓

Remarks The bolting material used in the SRV replacements was accepted as follows:

192 inlet studs - (Heat Code B1) 990-1420 of P.O. 528861

72 inlet nuts - (Heat Code A6) 016936 of P.O. 521594

120 inlet nuts - (Heat Code A3) 016936 of P.O. 521594

22 outlet studs - (Heat Code EB) 990-1421 of P.O. 528861

26 outlet nuts - (Heat Code AB) 07666 of P.O. X34847