

 **Safe Access**

 **Efficient Servicing**

 **Robust Installations**

MOUNTING SYSTEMS

**For perma STAR VARIO
Quick Reference Pocket Guide**

1. Introduction

Perma supply a comprehensive range of brackets to enable the simple and robust installation of Perma lubricators. The brackets are made from stainless steel and are attached to beam section, square cage mesh or horizontal rails using simple hand tools.

For convenience the brackets are available in a range of configurations which are summarised below:

Available Configuration	Description of Configuration
Individual parts	Individual brackets and attachment options.
MOUNTS	Pre-assembled mounts which include brackets, attachment option, support flanges, manual purge kits and covers.
KITS	Complete installation kits which include brackets, attachment option, support flanges, manual purge kits, covers, elbows, reducers, grease line and fittings.

2. Attachment Methods

There are four methods of attachment within the range. The three most common attachment methods are 30mm beam clamps, 65mm beam clamps and cage hooks. Some brackets are designed for rail attachment using U-bolts.



BC30 30mm beam clamp



BC65 65mm beam clamp



CH-ARMS Cage hook arm pair

3. Kit and Mount Part Numbers Explained

Part number references for KITS and MOUNTS are explained below along with some examples. The first 4 digits of the part number indicate the part type, the number of automatic lubricators held by the bracket and the type of attachment option. Additional suffixes are used to indicate design variations.

1st Four Digits of Part Numbers

Digit Reference	Meaning
1st digit	Denotes part type; M = Mount, K = Kit
2nd digit	Number denoting the number of lubricator points
3rd and 4th digits	Denotes the attachment type; 30 = 30mm beam clamps, 65 = 65mm beam clamps, CH = cage hangers, RR = round rail U-bolts

Suffixes of Part Numbers

Suffix (in order of use)	Meaning of Suffix
2M	2 manual grease points integrated with bracket
3M	3 manual grease points integrated with bracket
C	Bracket is heavy duty C-Section design
J	Bracket points joined by manifold
VA	Attachment point for VA data cable integrated with bracket

Examples

K230C – Kit with 2 lubricator bracket and 30mm beam clamps. Bracket is C-Section design.

K230CJ – Kit with 2 lubricator bracket and 30mm beam clamps. Bracket is C-Section design with manifold.

K2303M – Kit with 2 lubricator bracket and 30mm beam clamps, including 3 manual grease points.

4. Standard Duty Brackets, Mounts & Kits

The range of STANDARD DUTY brackets includes 1, 2, 3 and 4 point versions. Brackets in this range are installed using beam clamps.

STANDARD DUTY brackets listed below include A620P support flanges.



Bracket Part #	MB01A620P
Attachment Options	BC30 or BC65
Relevant Mount Part #'s	M130, M165
Relevant Kit Part #'s	K130, K165



Bracket Part #	MB02A620P
Attachment Options	BC30 or BC65
Relevant Mount Part #'s	M230, M265
Relevant Kit Part #'s	K230, K265



Bracket Part #	MB03A620P
Attachment Options	BC30 or BC65
Relevant Mount Part #'s	M330, M365
Relevant Kit Part #'s	K330, K365




Bracket Part #	MB04A620P
Attachment Options	BC30 or BC65
Relevant Mount Part #'s	M430, M465
Relevant Kit Part #'s	K430, K465

5. Standard Duty Bracket Kit Example – K130

The example shown below demonstrates the contents of installation kits featuring Standard Duty brackets.

Kit Part #	Description
K130	Kit 1 point with standard duty bracket, manual purge kit, covers, elbow, reducers, hose ends & grease line



A	1 x 1 point standard duty bracket	G	1 x 90 degree elbow
B	1 x 30mm S/S beam clamp	H	1 x 1/4" BSPF-1/8" BSPM reducer
C	1 x PVC lubricator cover	I	1 x 1/4" BSPF-1/4" BSPM ext.
D	1 x Soft wet cap	J	2m of 3/8" ID grease line
E	1 x Lubricator support flange	K	2 x Female swivel hose ends
F	1 x Manual purge kit		

6. Heavy Duty Brackets, Mounts & Kits

The range of HEAVY DUTY brackets includes 1, 2, 3 and 4 point versions. All brackets in this range can be installed using beam clamps. Cage hanger arms can also be used for the 2, 3 and 4 point versions.

HEAVY DUTY brackets are a C-Section configuration designed for high contamination or heavy wash-down areas. These brackets incorporate full length PVC covers and A620P support flanges as standard.



Bracket Part #	MB01 C-Section
Attachment Options	BC30 or BC65
Relevant Mount Part #'s	M130C, M165C
Relevant Kit Part #'s	K130C, K165C



Bracket Part #	MB02 C-Section
Attachment Options	BC30, BC65 or CH-ARMS
Relevant Mount Part #'s	M230C, M265C
Relevant Kit Part #'s	K230C, K265C



Bracket Part #	MB03 C-Section
Attachment Options	BC30, BC65 or CH-ARMS
Relevant Mount Part #'s	M330C, M365C
Relevant Kit Part #'s	K330C, K365C




Bracket Part #	MB04 C-Section
Attachment Options	BC30, BC65 or CH-ARMS
Relevant Mount Part #'s	M430C, M465C
Relevant Kit Part #'s	K430C, K465C

7. Heavy Duty Bracket Kit Example – K230C

The example shown below demonstrates the contents of installation kits featuring Heavy Duty Brackets.

Kit Part #	Description
K230C	Kit 2 points with C-Section bracket, manual purge kits, covers, 30mm beam clamps, elbows, reducers, hose ends, grease line and spiral wrap



A	1 x 2 point C-Section bracket	G	4 x 90 degree elbows
B	2 x 30mm S/S beam clamps	H	2 x 1/4" BSPF-1/8" BSPM reducers
C	2 x PVC lubricator covers	I	2 x 1/4" BSPF-1/4" BSPM exts.
D	2 x Soft wet caps	J	4m of 3/8" ID grease line
E	2 x Lubricator support flanges	K	4 x Female swivel hose ends
F	2 x Manual purge kits	L	0.5m of Spiral wrap

8. Cage Brackets, Mounts & Kits

The range of CAGE brackets includes 1, 2, 3 and 4 point versions. All brackets are suited to square safety cage mesh down to 25mm x 25mm.



Bracket Part #	CH01A620P
Attachment Options	None required (part of bracket)
Relevant Mount Part #	M1CH
Relevant Kit Part #	K1CH



Bracket Part #	CH02A620P
Attachment Options	None required (part of bracket)
Relevant Mount Part #	M2CH
Relevant Kit Part #	K2CH



Bracket Part #	CH03A620P
Attachment Options	None required (part of bracket)
Relevant Mount Part #	M3CH
Relevant Kit Part #	K3CH




Bracket Part #	CH04A620P
Attachment Options	None required (part of bracket)
Relevant Mount Part #	M4CH
Relevant Kit Part #	K4CH

9. Cage Hanger Bracket Kit Example – K2CH

The example shown below demonstrates the contents of installation kits featuring Cage Hanger Brackets.

Kit Part #	Description
K2CH	Kit 2 points with cage hanger bracket, manual purge kits, covers, elbows, reducers, hose ends, grease line and spiral wrap



A	1 x 2 point Cage bracket	F	2 x 90 degree elbows
B	2 x PVC lubricator covers	G	2 x 1/4" BSPF-1/8" BSPM reducers
C	2 x Soft wet caps	H	2 x 1/4" BSPF-1/4" BSPM exts.
D	2 x Lubricator support flanges	I	4m of 3/8" ID grease line
E	2 x Manual purge kits	J	4 x Female swivel hose ends

10. Rail Brackets, Mounts & Kits

The range of RAIL brackets includes 1, 2, 3 and 4 point versions. All rail mount brackets are suited to round rails ranging from 30mm to 50mm outer diameter.



Bracket Part #	MB01RRA620P
Attachment Options	U-bolts* (included with bracket)
Relevant Mount Part #	M1RR
Relevant Kit Part #	K1RR



Bracket Part #	MB02RRA620P
Attachment Options	U-bolts* (included with bracket)
Relevant Mount Part #	M2RR
Relevant Kit Part #	K2RR



Bracket Part #	MB03RRA620P
Attachment Options	U-bolts* (included with bracket)
Relevant Mount Part #	M3RR
Relevant Kit Part #	K3RR



Bracket Part #	MB04RRA620P
Attachment Options	U-bolts* (included with bracket)
Relevant Mount Part #	M4RR
Relevant Kit Part #	K4RR

*U-bolts suited to 40mm and 50mm outer diameter rails are included with each bracket, mount or kit.

11. Special Purpose Brackets

Examples of special purpose brackets are shown below. Perma can custom design and fabricate brackets to meet site specific requirements.

Manifold Designs

For applications where higher grease rates are required or when the rationalisation of lubricator time settings is important.



Manual Grease Points

For applications where a combination of automated and manual greasing is required.



12. Pre-Assembled Grease Lines

The selection of correct grease lines and fittings is critical to good quality lubricator installations. Perma recommends grease lines with 3/8" internal diameter. Pre-assembled grease lines are available to reduce installation time and ensure correct line selection. Lines are available empty or pre-filled with grease. For filled lines the grease type is denoted by a 6 digit code, shown here as PSFXXX.

Line Length	Empty Line Part #'s	Filled Lines Part #'s
0.5 meter	90HD0.5	PSFXXX90HD0.5
0.75 meter	90HD0.75	PSFXXX90HD0.75
1.0 meter	90HD1.0	PSFXXX90HD1.0
1.5 meter	90HD1.5	PSFXXX90HD1.5
2.0 meter	90HD2.0	PSFXXX90HD2.0
3.0 meter	90HD3.0	PSFXXX90HD3.0





HTL perma Australia Pty Ltd

1/41 Lexton Road
Box Hill North
Melbourne Australia

P.O.Box 70
Box Hill VIC 3128

P: +61 3 9890 4386

F: +61 3 9898 7202

www.perma.com.au