

ARISE ELEVATOR

---

# Rise above expectations

---

**OTIS**



# Versatile and cost effective

We believe everyone traveling the world, commuting to work or living their daily life is entitled to a safe, comfortable and reliable ride. To Otis, those features are our core values. With the Arise system, we focus on delivering an efficient and high-quality solution for your customers, tenants or passengers that changes how they experience your building.

## OTIS ARISE OVERVIEW

Maximum rise	125 m
Speed	1 - 2.5 m/s
Duty load	800 kg, 1000 kg, 1050 kg
Maximum stops	36



# A reliable way to move your world

At Otis, we go above and beyond code standards to ensure the Arise elevator stands the test of time, delivering more value for your building.

01. PureMotion high efficiency machine

02. Mini machine room

03. LED lighting & standby mode

04. Stringent door qualification

05. Otis qualified safety gears

06. Otis qualified buffers



## WORLD-CLASS TESTING & QUALIFICATION

Recognized as worldclass by code authorities, supplier feedback and internal product benchmarking, our product qualification processes include:

- Exposure to harsh environmental conditions
- Advanced system dynamic tests
- Life cycle tests with a focus on safeties, governors and buffers



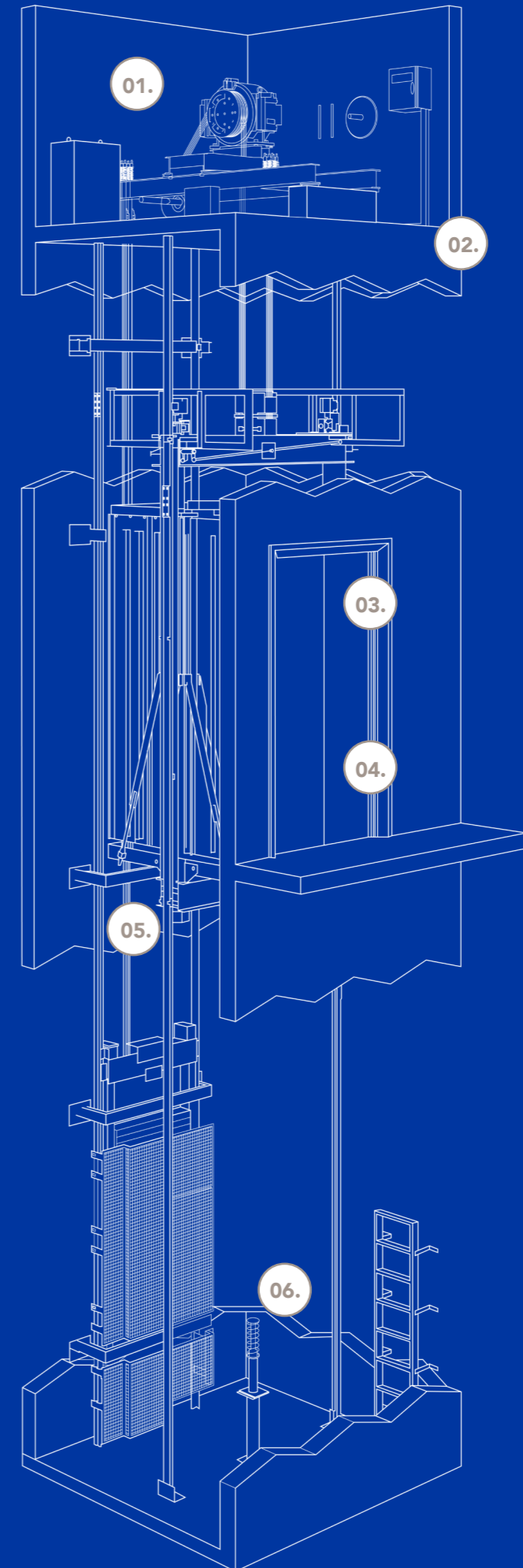
## TOUGH LANDING DOORS

Our landing doors go through two stringent impact tests to cover everything from day-to-day passenger interactions to more intense cart or luggage impacts, exceeding EN 81-20 elevator code requirements.



## PUREMOTION MACHINES

Our high-efficiency permanent magnet PureMotion machines meet Otis' strict engineering and quality control standards, getting passengers to their destinations smoothly and reliably.



# Safety and peace of mind

Since the invention of the Otis safety brake, safety has been a core promise of everything we do. So it wasn't enough for us to rely on basic safety code standards. We created our own set of even more demanding guidelines surpass global standards – the Otis Worldwide E3 policy. The parts and components of the Arise elevator undergo a battery of performance, safety and lifetime qualification testing that includes more than 50 critical safety tests during the manufacturing process.

**+** GOVERNOR TRIPPING TEST

**25%**  
MORE

\*Exceed application code

**+** BUFFER STRIKE TESTS

**16x**  
MORE

\*Exceed application code

**+** SAFETY GEAR TESTS

**6x**

\*Compared with GB7588-2003 A1 / EN81.1-1998



# A commitment to exceptional service

We know what it takes to keep people safely and seamlessly on the move. Our founders were dedicated to delivering extraordinary service, and today we're continuing that promise with personalized and imaginative ways to meet our customers' every need.

Benefit from the industry's leading service offering, featuring 24/7 dedicated customer support through OTISLINE®, more intuitive access to information with the eService customer portal and our personal commitment to always put your needs first.

## WE EARN YOUR TRUST — EVERY DAY

Our mechanics see your building as their own. With a global team of 31,000, we work around the clock to keep your equipment operating like new. The result is truly personalized service that ensures we build your trust over the lifetime of your equipment.

+

+

## TURNING DATA INTO ACTION

As one of the first elevator companies to use big data and predictive analytics to improve performance, we're experts at getting the most out of emerging technology. Our digital ecosystem uses the "internet of things" and mobility tools to predict and diagnose issues before they occur. All of this to stay ahead of your needs and to deliver a seamless passenger experience.

# A tailored solution for every lifestyle

From office buildings to condominiums and everything in between, having an elevator that completes your look is essential for your project and brand. With options such as hairline stainless steel and soft LED lighting, the Arise elevator will make your building stand out from the rest.



**+** **MODERN DESIGN**  
Clean tasteful design in every detail enhances your space.

**+** **STYLISH CEILINGS**  
Variety of ceilings with energy-efficient LED lighting.


**+** **DURABLE FIXTURES**  
LED full-scale displays with stainless steel faceplates.

Our selection of ceilings, handrails and other fixtures is designed to harmonize with and enhance any building project.

## CEILINGS




## CEILINGS



## CAR OPERATING PANEL




## BUTTON TYPES




## HALL FIXTURES



## HANDRAILS



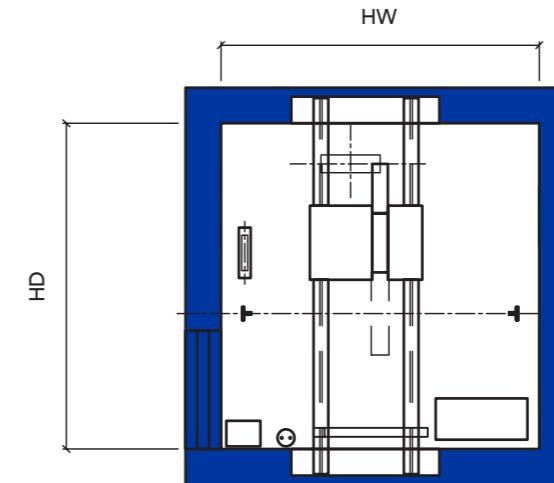
## FLOORING



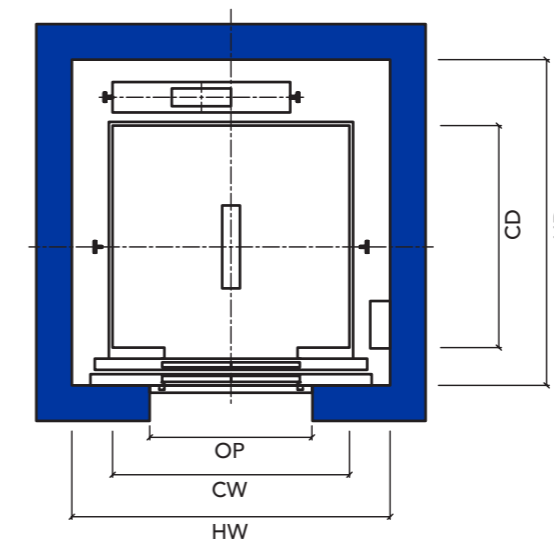
# Arise specifications

Duty Load (kg)		800	1000	1050
Car (mm)	Width (CW)	1400	1600	1600
	Depth (CD)	1350	1450	1500
	Height (CRH)	2395	2395	2395
Door (mm)	Opening Height (OPH)	2100	2100	2100
	Opening Width (OP)	800	900	900
Hoistway (mm)	Minimum Width (HW)	1900	2150	2150
	Minimum Depth (HD)	2000	2200	2200


Speed (m/s)	1.0	1.75	2.0	2.5
Min. Overhead Option (k, mm)	4250	4450	4800	4800
Min. Pit Options (s, mm)	1450	1550	1800	1800
Maximum Number Of Stops	16	36	36	36
Maximum Rise (mm)	50	95	110	125
Cars In A Group	Up to 4	Up to 4	Up to 4	Up to 4



Typical Machine Room Plan



Hoistway Plan



Elevation

# Let's build something unique, together

For more than 160 years, Otis has set the gold standard in the industry. But leading the industry means more than being first – we improve what we do each and every day.

From helping commuters with a reliable daily route to guiding travelers to new adventures, we help more than 2 billion people get to their next destination each day. And we care for every single one.

We take the experience we've gained from building and installing approximately 2.6 million Otis elevators and escalators in nearly 200 countries and use it to continually build our strengths to move our products toward higher standards.

## ARISE ELEVATORS COMPLEMENT OTHER VERSATILE OTIS PRODUCTS



### GEN2 ELEVATORS

High-performance elevator series for residential and commercial buildings.



### LINK & CROSSLINK

Escalators and moving walkways for retail buildings, airports and metros.



### SKYRISE ELEVATORS

Elevators for high-rise buildings.





— Otis Elevator Company is the world's largest manufacturer and maintainer of people-moving products including elevators, escalators and moving walkways. With headquarters in Farmington, Connecticut, Otis employs 60,000 people globally, offers products and services in approximately 200 countries and territories and maintains more than two million elevators and escalators worldwide. United Technologies Corp., based in Hartford, Connecticut, is a diversified company providing high technology products and services to the building and aerospace industries.