

COME TO LIFE®



The Daily Ritual.

When you immerse yourself in a Caldera® spa, you immediately feel the world melt away. Emerge feeling restored, centered, and ready to appreciate life's simple joys and meaningful experiences. We invite you to experience a transformation that will prepare you for life's next adventure.

COME TO CALDERA. COME TO LIFE®.



04	Caldera Wellness
06	Caldera Difference
14	Clean, Welcoming Water
18	Hot Tub Circuit Therapy®
20	Energy Efficiency
22	Discover Your Perfect Fit
24	Utopia® Series
28	Paradise® Series
32	Vacanza® Series
36	Series Comparison
38	Hot Tub Essentials
40	Entertainment and Accessories
42	Specifications
48	Our Promise to You

Welcome to Wellness.

We've designed the hot tub experience to be centering, restorative, healing, and transformative.



BE PRESENT

Your hot tub can provide a daily ritual in a meditative state, void of distractions. Feel the stress of the everyday melt away as you recenter yourself. It's peace and tranquility, available always.

MOVE EASIER

When you soak in a Caldera® spa, the hot water makes your muscles more pliable, which leads to greater flexibility and overall physical well-being so you can continue to do all the activities you love, longer.

FEEL BETTER

While the water's buoyancy reduces stress on joints and muscles, warm water massage increases circulation; relaxes muscles, ligaments, and tendons; and stimulates the release of endorphins, the body's natural pain reliever.

SLEEP DEEPER

A hot tub is an ideal sleeping tool, working with your body's temperature and natural rhythms. As you enter, your body temperature increases. As you exit, it begins to drop, signaling to your brain that it's time to sleep.

CONNECT

With family and friends, your hot tub provides a dedicated space that can draw you closer. Social connection is key to well-being and can positively affect your health.





The Caldera[®] Difference.



COMFORT

Every contour, meticulously considered. Every curve, designed to work precisely with your body. Every feature, meant to create a sense of peace, immersion, and presence within your experience.

DESIGN

We craft each detail to be stunning and inviting. With beautiful color choices, contemporary cabinet designs and sweeping contours, we've designed the perfect hot tub: yours.

PERFORMANCE

Your hot tub should always be ready when you are, with water that's fresh and clean. Our focus on performance allows you to simply enjoy the experience.





Comfort.

Deep, cradling seats and a textured Foot Ridge® help you stay relaxed and seated even when enjoying powerful jets. Perfectly positioned hydrotherapy jets melt your tension away.



BEST SEAT IN THE HOUSE

You'll notice the difference. Feel comfortably supported as the seat's design works with the buoyancy of the water to ease pressure off body parts that are under stress all day.

YOUR MASSAGE, YOUR WAY

Each Caldera spa is carefully and purposely designed to deliver the right type of massage where it's needed the most, whether it's your lower back or the soles of your feet. Our exclusive Hot Tub Circuit Therapy® system has a station just for you.

THE MOST ESSENTIAL ELEMENT



Design.

Every contour a choice. Every innovation, crafted to help you transform. Every decision, made to please. The result? A personal retreat, where you can rejuvenate and transform your body and mind.



INTERIOR EXCELLENCE

We pay special attention to curves and contours. Our shapes are meant to follow your shape. Our curves are designed to support and cradle yours. It's comfort, designed with purpose.

EXTERIOR DESIGN

A Caldera® spa should enhance and complement your surroundings. From traditional to modern, from substantial to sleek, all are available in contemporary colors and textures intended to delight.

MAKE IT YOURS

With a range of color and cabinet choices, lighting features, and entertainment options, it's easy to find the right hot tub that transforms your environment as it helps transform your world.



IT'S IN OUR DNA



Performance.

Nothing should stand between you and daily enjoyment of your spa. Our materials are selected based on their ability to stand up to everyday use, so your hot tub is ready whenever you are.



REMARKABLY SIMPLE WATER CARE

With Caldera® Spas, you have access to fresh and clean water without handling chemicals whenever you're ready for a soak.

MORE POWER WHEN IT'S NEEDED

Whether you're in the mood to feel the gentle flow of water, or need a deeper massage, a Caldera spa provides you with what you want.

ENERGY EFFICIENT

We're committed to making Caldera Spas one of the most energy-efficient hot tubs available, to minimize your energy usage and save you money.

COMMAND AND CONTROL

The touchscreen Advent® panel gives you intuitive control of spa functions right at your fingertips.



Advent touchscreen panel (Utopia® Series)



ALWAYS READY

Clean, Welcoming Water.

Our mission is to help you enjoy the benefits of a daily soak by making water care as simple as possible. How? Through innovation and technology that keeps your water fresh and clean, with less time and effort from you.



CONTINUOUS FILTRATION

The EnergyPro® Circulation Pump, available on all Utopia® and Paradise® Series spas, works efficiently to filter the entire volume of water multiple times each day.

BEST PREP FOR CLEAN WATER

Make the most of your water care system with these chemical-free accessories. The Clean Screen® pre-filter attaches to your garden hose to help remove contaminants from the water. Use Vanishing Act® or On The Go® calcium removers to reduce buildup for softer and silkier-feeling water.

SIMPLE WATER CARE

Nothing should stand between you and your next soak. Whether you choose the patented FreshWater® Salt System, available on all Utopia® and Paradise® Series spas, or the FROG® @ease® system with SmartChlor® Technology for the Vacanza® Series, you'll spend less time maintaining and more time enjoying your spa.



The Simpler, Cleaner, Fresher Way to Hot Tub.™

The one-of-a-kind FreshWater® Salt System for Caldera® Spas creates longer-lasting, natural-feeling water with very little effort on your part. After all, your spa should take care of you, not the other way around.

freshwater
Salt System



SIMPLER

The FreshWater Salt System sanitizes water by using a maintenance-free, disposable cartridge to generate chlorine from salt. The cartridge lasts four months and can be easily replaced in seconds without tools or dealer assistance.

CLEANER

With fewer additives needed, your water can stay clean and fresh up to a full year* before being drained and refilled. This conserves water, saves you money, and reduces time previously spent on complicated water care.

FRESHER

Using salt to generate chlorine is a much fresher way to sanitize your water. Harsh odors are virtually eliminated, and water feels softer and gentler on eyes and skin.


Available on all Utopia® and Paradise® Series spas.

*Factors such as bather load and water chemistry can impact water life. When the spa is properly maintained, a three-pack of cartridges with the FreshWater Salt System will keep water clean and fresh for up to a full year.



Hot Tub Circuit Therapy.®

Rotate through the circuit or just concentrate on the areas that need the most attention. In just 20 minutes, you'll emerge transformed.



UltraMassage®



Atlas® Neck Massage



EcstaSeat®



Angled Calf Jets



LumbarSage® Seat



Hip Jets



Euphoria® Jets



Sole Soothers®

Energy Efficiency.

When it comes to the spa experience, we don't believe in compromise. Each of our hot tubs meets the most stringent energy standards established by the California Energy Commission (CEC) for portable spas. From the insulation, heaters, and pumps to our custom-made covers, we'll keep your Caldera® spa hot and ready. And your energy bills low.

YOU'RE COVERED. FROM TOP TO BOTTOM.



FiberCor®

FIBERCOR®

Our proprietary FiberCor gives you a breakthrough in insulation. The loose, wool-like fibers are applied in a two-pound density, which is four times greater than the half-pound density foam used in most spas. Completely filling the space between the spa shell and the cabinet, FiberCor fully insulates the spa, maximizing energy efficiency and keeping your operating costs low.



ENERGYPRO® TECHNOLOGY

The EnergyPro circulation pump in our Utopia® and Paradise® Series spas saves you money by operating at a very low wattage to filter water. Heater use is reduced, because 80 percent of the energy used to operate the pump is transferred back to the water as heat.

CUSTOM HIGH-DENSITY COVERS

We custom-build your cover to the exact measurement of your spa to ensure a tight seal for optimum energy efficiency. The durable, marine-grade vinyl cover includes child safety locks and is UL listed in compliance with ASTM standards.





Discover Your Perfect Fit.

Transform tension into rejuvenation every time you step into your Caldera® spa. Each of our three unique series combines comfort, design, and performance so you can find the spa that's meant for you.



UTOPIA® SERIES

Visually stunning. Hydrotherapy powerhouse. When paired with the FreshWater® Salt System, this high-performance series gives you an experience like no other.



PARADISE® SERIES

A beautiful blend of practical and premium, designed to deliver your daily Caldera ritual in a remarkable way.



VACANZA® SERIES

Caldera comfort. Caldera details. Caldera quality. All available at an exceptional value.



Utopia® Series.

AN IDEAL WORLD AWAITS.

The pinnacle of hot tub design, the Utopia Series features an architecturally inspired cabinet with easy-to-use touchscreen controls and a top-of-the-line hydrotherapy experience. It's unlike anything else. And it's waiting for you.



EXCEPTIONAL COMFORT

Take a seat and you'll immediately feel the Caldera difference, thanks to its unique, body-hugging contours and ergonomically designed configurations. Well-placed jets give you all the benefits of hydrotherapy to maximize relief of tired muscles.

Each Utopia model has up to eight Hot Tub Circuit Therapy® stations, with specialized jets including OrbiSage® rotating jets, Euphoria® jets, Atlas® Neck Massage system, and the UltraMasseuse® system available exclusively on the Cantabria®.

EXTRAORDINARY DESIGN

Strength meets style with the EcoTech® Plus cabinet. Available in three contemporary colors, our premium cabinet includes a modern black header, wood grain accent, stainless-steel trim and integrated LED light bar that will complement any backyard aesthetic.

You'll also enjoy subtle style details to create a special ambiance, including the adjustable SpaGlo® lighting system that accents individual zones throughout the spa, such as the bar top, footwell, waterfall, and exterior front panel.

INTUITIVE PERFORMANCE

Utopia® Series spas are the very best of Caldera and remarkable for their power and efficiency. They're also easy to care for, with the FreshWater® Salt System.

An ABS base pan beautifully frames the bottom of the spa and minimizes ground contact to improve energy efficiency.

Invisible, intuitive technologies, like the simple-to-use Advent® touchscreen control panel, let you make precise adjustments to your water temperature, jets, and lighting with ease.

Plus, with options like our Bluetooth® sound system, you can transform your experience. Your way.



Utopia® Series.



CANTABRIA®



8 SEATS

74 JETS

9' X 7'7" X 38" SIZE

GENEVA®



6 SEATS

55 JETS

7'5" X 7'5" X 38" SIZE

NIAGARA®



7 SEATS

52 JETS

7'5" X 7'5" X 38" SIZE

TAHITIAN®



6 SEATS

48 JETS

7' X 7' X 36" SIZE

FLORENCE®



6 SEATS

46 JETS

7' X 7' X 36" SIZE

RAVELLO™




3 SEATS


39 JETS

7' X 5'6" X 33" SIZE


CABINETS




PARCHMENT with Aspen




ASH with Medium Oak




JAVA with Dark Oak



TAUPE




SLATE



CHOCOLATE

COVERS


SHELLS




ARCTIC WHITE




WHITE PEARL



TUSCAN SUN



MIDNIGHT CANYON




PLATINUM*

Paradise® Series.

STEP IN. TRANSFORM.

Transformation, wellness, and connection are always at your beck and call with our popular Paradise Series.



CALDERA® COMFORT

Deep seats and a spacious interior help you enjoy the rejuvenating jet action on your back, thighs, calves, and feet.

CALDERA DESIGN

Subtle wood grain and metallic accents combine for a modern twist on a classic spa design. Available in three contemporary colors with specially chosen metallic accents, you can coordinate your spa with your house, patio, or whatever you wish.

CALDERA PERFORMANCE

The Paradise Series features performance innovations such as our exclusive energy-efficient FiberCor® insulation, DuraBond reinforced shell, and a durable, low-maintenance EcoTech® cabinet.





Paradise® Series.



MAKENA®



6 SEATS

46 JETS

7'5" X 7'5" X 36"
SIZE

SALINA®



7 SEATS

40 JETS

7'5" X 7'5" X 36"
SIZE

REUNION®



7 SEATS

38 JETS

7' X 7' X 36"
SIZE

SEYCHELLES®



6 SEATS

43 JETS

7' X 7' X 36"
SIZE

MARTINIQUE®



5 SEATS

34 JETS

7'5" X 6'4" X 34"
SIZE

KAUAI®




3 SEATS


31 JETS

7' X 5'5" X 29"
SIZE


CABINETS




PARCHMENT
with Aspen and Light
Copper Accent




ASH
with Medium Oak and
Brushed Nickel Accent




JAVA
with Dark Oak and
Dark Copper Accent



TAUPE




SLATE




CHOCOLATE

COVERS




ARCTIC
WHITE




WHITE
PEARL



DESERT



TUSCAN
SUN



MIDNIGHT
CANYON


SHELLS



Vacanza® Series.

RITUAL MEETS VALUE.

All the wellness benefits of a Caldera® spa, available at an exceptional value. Refresh, renew, and emerge ready for what life has to offer.



DESIGNED FOR EVERY DAY


Form meets function in the durable yet stylish EcoTech® cabinet available in three contemporary colors. The Caldera Points of Light System casts a reflective glow throughout the footwell, interior, and water edge of your spa.

SIMPLE

The FROG® @ease® In-Line System with SmartChlor® Technology maintains crystal clear water automatically with pre-filled chlorine and mineral cartridges for no-mess, no-guess, and no-stress hot tub care.

INVITING

Strategically placed jets work together to target major muscle groups, while three contemporary cabinet colors seamlessly blend with any backyard style.





Vacanza® Series.



PALATINO®



6 SEATS

45 JETS

7'5" X 7'5" X 38.5" SIZE

MARINO®



6 SEATS

35 JETS

7' X 7' X 36" SIZE

VANTO®



7 SEATS

35 JETS

7' X 7' X 36" SIZE

TARINO™



5 SEATS

23 JETS

6'10" X 6'10" X 33" SIZE

CELIO™



3 SEATS

18 JETS

7' X 5'5" X 29" SIZE

AVENTINE®



2 SEATS


14 JETS

5'4" X 5'4" X 29" SIZE


CABINETS



PARCHMENT




ASH




JAVA



TAUPE




SLATE



CHOCOLATE

COVERS

SHELLS




ARCTIC WHITE*




WHITE PEARL



DESERT*



TUSCAN SUN




MIDNIGHT CANYON



Hot Tub Essentials.

A variety of accessories are available to complement your daily ritual.



COMPLETE
YOUR CALDERA®
EXPERIENCE.

STEPS

We offer color-matched steps designed to complement each series.

Available in Java, Ash and Parchment.




UTOPIA® SERIES



PARADISE® &
VACANZA® SERIES



POLYMER



COVER LIFTERS

A cover lifter is an essential spa accessory that protects your spa, the cover, and your investment. Designed to allow one person to effortlessly remove and replace the cover, a lifter makes it easy for you to be in your spa in seconds.



PROLIFT®

The ProLift (not available on Utopia® Series spas) attaches to both cover and cabinet and has a built-in safety lock. Requires 14" minimum clearance.



PROLIFT II

The ProLift II uses a single pneumatic gas shock for smooth operation. Requires 24" minimum clearance.



PROLIFT III

Our best lifter, the ProLift III has two pneumatic gas shocks to provide smooth, quiet operation. Requires 24" minimum clearance.



PROLIFT IV

For decks, gazebos, or other areas where clearance is limited, the ProLift IV enables you to position the cover vertically, just behind the spa. Requires just 7" minimum clearance.

*Each lifter requires 3" minimum side clearance.

Entertainment Systems.

Tune into your favorite show or play your favorite music from the comfort of your spa.



MUSIC


We offer a range of integrated music options so you can find the entertainment system that works best for you, including a Bluetooth® wireless sound system and an available subwoofer.

22" HD WIRELESS MONITOR

Enjoy live TV and streaming video in your spa with this optional high-definition monitor. The 1080p resolution and anti-glare screen give you a great picture. It includes a stand for easy installation, and it's built to withstand the weather. A vinyl cover is available for extra protection.



Spa Side Accessories.



COOLING SYSTEM

Create a cool getaway during hot summer months with the CoolZone system. It works much like an air conditioner, cooling spa water to as low as 60 degrees. When you're ready to heat the water again, the system works in conjunction with your heater to efficiently raise water temperature in just a few minutes.

HANDRAIL

Ideal for children, seniors, or anyone who wants to feel more secure getting in or out of their spa. For added safety, the handrail is illuminated with an LED light.

UMBRELLA

Protect yourself from direct sunlight or rain with our large 9'8" diameter umbrella. Available in Crème or Navy.

TOWEL TREE

Hang towels or robes. Made with weather-resistant, powder-coated aluminum.



PARADISE® SERIES

	MAKENA®	SALINA®	REUNION™
Seat Capacity	6 adults	7 adults	7 adults
Dimensions (Subject to change)	7'5" x 7'5" x 36" 226cm x 226cm x 91cm	7'5" x 7'5" x 36" 226cm x 226cm x 91cm	7' x 7' x 36" 213cm x 213cm x 91cm
Gallons	395 gallons / 1,500 liters	420 gallons / 1,600 liters	350 gallons / 1,325 liters
Dry Weight	1,020 lbs. / 465 kg	1,005 lbs. / 455 kg	940 lbs. / 425 kg
Filled Weight*	5,365 lbs. / 2,445 kg	5,735 lbs. / 2,615 kg	5,085 lbs. / 2,310 kg
Shell Colors	Arctic White, White Pearl, Tuscan Sun, Midnight Canyon, or Desert	Arctic White, White Pearl, Tuscan Sun, Midnight Canyon, or Desert	Arctic White, White Pearl, Tuscan Sun, Midnight Canyon, or Desert
Cabinet & Step Colors	Java, Ash, or Parchment	Java, Ash, or Parchment	Java, Ash, or Parchment
Cabinet Type	EcoTech® Cabinet	EcoTech® Cabinet	EcoTech® Cabinet
Step Type	Paradise® & Vacanza® Series	Paradise® & Vacanza® Series	Paradise® & Vacanza® Series
Cover Colors	Chocolate, Slate, or Taupe	Chocolate, Slate, or Taupe	Chocolate, Slate, or Taupe
Cover Lifters	ProLift® IV, ProLift® III, ProLift® II, ProLift®	ProLift® IV, ProLift® III, ProLift® II, ProLift®	ProLift® IV, ProLift® III, ProLift® II, ProLift®
Bottom Seal	Poly Sheet	Poly Sheet	Poly Sheet
Lighting	SpaGlo® 12 Interior Points-of-Light	SpaGlo® 12 Interior Points-of-Light	SpaGlo® 12 Interior Points-of-Light
Logo Light/Branding	Branding Decal on cabinet	Branding Decal on cabinet	Branding Decal on cabinet
Pumps	2 ReliaFlo® Pumps 1 Dual-Speed 2.5HP (5.2 BHP**) 1 Single-Speed 2.5HP (5.2 BHP**)	2 ReliaFlo® Pumps 1 Dual-Speed 2.5HP (5.2 BHP**) 1 Single-Speed 2.5HP (5.2 BHP**)	2 ReliaFlo® Pumps 1 Dual-Speed 2.5HP (5.2 BHP**) 1 Single-Speed 2.5 HP (5.2 BHP**)
Hot Tub Circuit Therapy Stations	6 Stations (UltraMassage® Lounge, EcstaSeat®, Angled Calf Jets, LumbarSsage® Seat, Sole Soothers®, Euphoria® Jet)	4 Stations (EcstaSeat®, Angled Calf Jets, LumbarSsage® Seat, Euphoria® Jet)	5 Stations (UltraMassage® Seat, EcstaSeat®, Angled Calf Jets, LumbarSsage® Seat, Euphoria® Jet)
Jets	46 Jets (37 Euro, 6 VersaSsage®, 2 AdaptaFlo®, 1 Euphoria®)	40 Jets (29 Euro, 6 VersaSsage®, 4 AdaptaFlo®, 1 Euphoria®)	38 Jets (28 Euro, 1 Euphoria® jet, 6 VersaSsage® jets, 2 AdaptaSsage® jets, 1 AdaptaFlo® jet)
Controls	Advent® LCD Main Control Panel	Advent® LCD Main Control Panel	Advent® LCD Main Control Panel
Circulation Pump	EnergyPro® Circulation Pump	EnergyPro® Circulation Pump	EnergyPro® Circulation Pump
Heater	EnergyPro® Titanium Heater 4,000 Watts 230v	EnergyPro® Titanium Heater 4,000 Watts 230v	EnergyPro® Titanium Heater 4,000 Watts 230v
Filter Size	75 sq. ft.	75 sq. ft.	75 sq. ft.
Water Care System	FreshWater® Salt System Ready	FreshWater® Salt System Ready	FreshWater® Salt System Ready
Electrical Requirements	230V/50 amp	230V/50 amp	230V/50 amp
GFCI Protected Sub-Panel	Included	Included	Included
Speakers (Optional)	4 - 3.5" round	4 - 3.5" round	4 - 1.5" square
Entertainment (Optional)	Wireless Audio System with Bluetooth® Technology, 22" HD Wireless Monitor	Wireless Audio System with Bluetooth® Technology, 22" HD Wireless Monitor	Wireless Audio System with Bluetooth® Technology, 22" HD Wireless Monitor
Water Features	1 - Acquarella® Waterfall w/LED lighting	1 - Acquarella® Waterfall w/LED lighting	1 - Acquarella® Waterfall w/LED lighting

	SEYCHELLES™	MARTINIQUE®	KAUAI®
Seat Capacity	6 adults	5 adults	3 adults
Dimensions (Subject to change)	7' x 7' x 36" 213cm x 213cm x 91cm	7'5" x 6'4" x 34" 226cm x 193cm x 87cm	7' x 5'5" x 29" 213cm x 165cm x 75cm
Gallons	330 gallons / 1,250 liters	285 gallons / 1,080 liters	230 gallons / 875 liters
Dry Weight	945 lbs. / 430 kg	930 lbs. / 420 kg	740 lbs. / 335 kg
Filled Weight*	4,745 lbs. / 2,160 kg	4,180 lbs. / 1,895 kg	3,185 lbs. / 1,450 kg
Shell Colors	Arctic White, White Pearl, Tuscan Sun, Midnight Canyon, or Desert	Arctic White, White Pearl, Tuscan Sun, Midnight Canyon, or Desert	Arctic White, White Pearl, Tuscan Sun, Midnight Canyon, or Desert
Cabinet & Step Colors	Java, Ash, or Parchment	Java, Ash, or Parchment	Java, Ash, or Parchment
Cabinet Type	EcoTech® Cabinet	EcoTech® Cabinet	EcoTech® Cabinet
Step Type	Paradise® & Vacanza® Series	Paradise® & Vacanza® Series	Paradise® & Vacanza® Series
Cover Colors	Chocolate, Slate, or Taupe	Chocolate, Slate, or Taupe	Chocolate, Slate, or Taupe
Cover Lifters	ProLift® IV, ProLift® III, ProLift® II, ProLift®	ProLift® IV, ProLift® III, ProLift® II, ProLift®	ProLift® IV, ProLift® III, ProLift® II, ProLift®
Bottom Seal	Poly Sheet	Poly Sheet	Poly Sheet
Lighting	SpaGlo® 12 Interior Points-of-Light	SpaGlo® 10 Interior Points-of-Light	SpaGlo® 7 Interior Points-of-Light
Logo Light/Branding	Branding Decal on cabinet	Branding Decal on cabinet	Branding Decal on cabinet
Pumps	2 ReliaFlo® Pumps 1 Dual-Speed 2.5HP (5.2 BHP**) 1 Single-Speed 2.5 HP (5.2 BHP**)	2 ReliaFlo® Pumps 1 Dual-Speed 1.5HP (3.2 BHP**) 1 Single-Speed 2.0 HP (4.0 BHP**)	1 ReliaFlo® Pump 1 Single-Speed 2.0HP (4.0 BHP**)
Hot Tub Circuit Therapy Stations	6 Stations (UltraMassage® Lounge, EcstaSeat®, Angled Calf Jets, LumbarSsage® Seat, Sole Soothers®, Euphoria® Jet)	5 Stations (UltraMassage® Lounge, EcstaSeat®, Angled Calf Jets, LumbarSsage® Seat, Sole Soothers®)	5 Stations (UltraMassage® Lounge, EcstaSeat®, Angled Calf Jets, LumbarSsage® Seat, Sole Soothers®)
Jets	43 Jets (34 Euro, 1 Euphoria® jet, 5 VersaSsage® jets, 2 AdaptaSsage® jets, 1 AdaptaFlo® jet)	34 Jets (24 Euro, 7 VersaSsage®, 2 AdaptaSsage®, 1 AdaptaFlo®)	31 Jets (24 Euro, 5 VersaSsage®, 2 Euro-Pulse®)
Controls	Advent® LCD Main Control Panel	Advent® LCD Main Control Panel	Advent® LCD Main Control Panel
Circulation Pump	EnergyPro® Circulation Pump	EnergyPro® Circulation Pump	EnergyPro® Circulation Pump
Heater	EnergyPro® Titanium Heater 4,000 Watts 230v	EnergyPro® Titanium Heater 4,000 Watts 230v	EnergyPro® Titanium Heater 4,000 Watts 230v
Filter Size	75 sq. ft.	50 sq. ft.	50 sq. ft.
Water Care System	FreshWater® Salt System Ready	FreshWater® Salt System Ready	FreshWater® Salt System Ready
Electrical Requirements	230V/50 amp	230V/50 amp	230V/50 amp
GFCI Protected Sub-Panel	Included	Included	Included
Speakers (Optional)	4 - 1.5" square	4 - 3.5" round	3 - 3.5" round
Entertainment (Optional)	Wireless Audio System with Bluetooth® Technology, 22" HD Wireless Monitor	Wireless Audio System with Bluetooth® Technology, 22" HD Wireless Monitor	Wireless Audio System with Bluetooth® Technology, 22" HD Wireless Monitor
Water Features	1 - Acquarella® Waterfall w/LED lighting	1 - Acquarella® Waterfall w/LED lighting	N/A

VACANZA® SERIES

	PALATINO™	MARINO™	VANTO™
Seat Capacity	6 adults	6 adults	7 adults
Dimensions (Subject to change)	7'5" x 7'5" x 38.5" 226cm x 226cm x 98cm	7' x 7' x 36" 213cm x 213cm x 91cm	7' x 7' x 36" 213cm x 213cm x 91cm
Gallons	400 gallons / 1,525 liters	360 gallons / 1,375 liters	375 gallons / 1,425 liters
Dry Weight	910 lbs. / 415 kg	835 lbs. / 380 kg	845 lbs. / 385 kg
Filled Weight*	5,295 lbs. / 2,420 kg	4,885 lbs. / 2,235 kg	5,200 lbs. / 2,370 kg
Shell Colors	Arctic White, White Pearl, Tuscan Sun, Midnight Canyon, or Desert	Arctic White, White Pearl, Tuscan Sun, Midnight Canyon, or Desert	Arctic White, White Pearl, Tuscan Sun, Midnight Canyon, or Desert
Cabinet & Step Colors	Java, Ash, or Parchment	Java, Ash, or Parchment	Java, Ash, or Parchment
Cabinet Type	EcoTech® Cabinet	EcoTech® Cabinet	EcoTech® Cabinet
Step Type	Paradise® & Vacanza® Series	Paradise® & Vacanza® Series	Paradise® & Vacanza® Series
Cover Colors	Chocolate, Slate, or Taupe	Chocolate, Slate, or Taupe	Chocolate, Slate, or Taupe
Cover Lifters	ProLift® IV, ProLift® III, ProLift® II, ProLift®	ProLift® IV, ProLift® III, ProLift® II, ProLift®	ProLift® IV, ProLift® III, ProLift® II, ProLift®
Bottom Seal	Visquene Sheet	Visquene Sheet	Visquene Sheet
Lighting	Mystique® 10 Interior Points-of-light	Mystique® 10 Interior Points-of-light	Mystique® 10 Interior Points-of-light
Logo Light/Branding	Branding Decal on cabinet	Branding Decal on cabinet	Branding Decal on cabinet
Pumps	2 ReliaFlo® Pumps 1 Dual-Speed 2.5HP (5.2 BHP**) 1 Single-Speed 2.5HP (5.2 BHP**)	2 ReliaFlo® Pumps 1 Dual-Speed 1.5HP (3.2 BHP**) (3.2 BHP**) (3.2 BHP**) (3.2 BHP**) 1 Single-Speed 1.5HP (3.2 BHP**)	2 ReliaFlo® Pumps 1 Dual-Speed 1.5HP (3.2 BHP**) (3.2 BHP**) (3.2 BHP**) (3.2 BHP**) 1 Single-Speed 1.5HP (3.2 BHP**)
Hot Tub Circuit Therapy Stations	5 Stations (UltraMassage® Lounge, EcstaSeat®, Angled Calf Jets, LumbarSsage® Seat, Sole Soothers)	4 Stations (UltraMassage® Lounge, EcstaSeat®, Angled Calf Jets, LumbarSsage® Seat)	3 Stations (UltraMassage® Seat, EcstaSeat®, LumbarSsage® Seat)
Jets	45 Jets (35 Euro, 6 AdaptaFlo®, 4 AdaptaSsage®)	35 Jets (27 Euro, 5 AdaptaFlo®, 3 AdaptaSsage®)	35 Jets (27 Euro, 5 AdaptaFlo®, 3 AdaptaSsage®)
Controls	LCD Main Control Panel	LCD Main Control Panel	LCD Main Control Panel
Circulation Pump	N/A	N/A	N/A
Heater	Hi-Flow Heater (4,000 Watts)	Hi-Flow Heater (4,000 Watts)	Hi-Flow Heater (4,000 Watts)
Filter Size	65 sq. ft.	65 sq. ft.	65 sq. ft.
Water Care System	FROG® Cartridge Ready	FROG® Cartridge Ready	FROG® Cartridge Ready
Electrical Requirements	230V/50 amp	230V/50 amp	230V/50 amp
GFCI Protected Sub-Panel	Included	Included	Included
Speakers (Optional)	4 - 1" square	4 - 1" square	4 - 1" square
Entertainment (Optional)	Wireless Audio System with Bluetooth® Technology, 22" HD Wireless Monitor	Wireless Audio System with Bluetooth® Technology, 22" HD Wireless Monitor	Wireless Audio System with Bluetooth® Technology, 22" HD Wireless Monitor
Water Features	1 - Acquarella® Waterfall	1 - Acquarella® Waterfall	1 - Acquarella® Waterfall

	TARINO™	CELIO™	AVENTINE®
Seat Capacity	5 adults	3 adults	2 adults
Dimensions (Subject to change)	6'10" x 6'10" x 33" 208cm x 208cm x 84cm	7' x 5'5" x 29" 213cm x 165cm x 74cm	54" x 54" x 29" 162cm x 162cm x 74cm
Gallons	310 gallons / 1,175 liters	215 gallons / 825 liters	150 gallons / 575 liters
Dry Weight	730 lbs. / 330 kg	635 lbs. / 290 kg	440 lbs. / 200 kg
Filled Weight*	4,190 lbs. / 1,905 kg	2,955 lbs. / 1,355 kg	2060 lbs. / 935 kg
Shell Colors	Arctic White, White Pearl, Tuscan Sun, Midnight Canyon, or Desert	Arctic White, White Pearl, Tuscan Sun, Midnight Canyon, or Desert	Arctic White or Desert
Cabinet & Step Colors	Java, Ash, or Parchment	Java, Ash, or Parchment	Java, Ash, or Parchment
Cabinet Type	EcoTech® Cabinet	EcoTech® Cabinet	EcoTech® Cabinet
Step Type	Paradise® & Vacanza® Series	Paradise® & Vacanza® Series	Paradise® & Vacanza® Series
Cover Colors	Chocolate, Slate, or Taupe	Chocolate, Slate, or Taupe	Chocolate, Slate, or Taupe
Cover Lifters	ProLift® IV, ProLift® III, ProLift® II, ProLift®	N/A	N/A
Bottom Seal	Visquene Sheet	Visquene Sheet	Visquene Sheet
Lighting	Mystique® 10 Interior Points-of-light	Mystique® 6 Interior Points-of-light	Blue LED Main Light (Optional Mystique System)
Logo Light/Branding	Branding Decal on cabinet	Branding Decal on cabinet	Branding Decal on cabinet
Pumps	1 ReliaFlo® Pump 1 Dual-Speed 1.5HP (3.2 BHP**)	1 ReliaFlo® Pump 1 Dual-Speed 1.5HP (3.2 BHP**)	1 ReliaFlo® Pump 1 Dual-Speed 1.5HP (3.2 BHP**)
Hot Tub Circuit Therapy Stations	3 Stations (EcstaSeat®, Angled Calf Jets, LumbarSsage® Seat)	2 Stations (UltraMassage® Lounge, EcstaSeat®)	2 Stations (UltraMassage® Seat, LumbarSsage® Seat)
Jets	23 Jets (17 Euro, 4 AdaptaFlo®, 2 AdaptaSsage®)	18 Jets (14 Euro, 3 AdaptaFlo®, 1 AdaptaSsage®)	14 Jets (8 Euro, 6 AdaptaFlo®)
Controls	LCD Main Control Panel	LCD Main Control Panel	LCD Main Control Panel
Circulation Pump	N/A	N/A	N/A
Heater	Hi-Flow Heater (1,000/4,000 Watts)	Hi-Flow Heater (1,000/4,000 Watts)	Hi-Flow Heater (1,000/4,000 Watts)
Filter Size	30 sq. ft.	30 sq. ft.	35 sq. ft.
Water Care System	FROG® Cartridge Ready	FROG® Cartridge Ready	FROG® Cartridge Ready
Electrical Requirements	115V/20 amp, or 230V/50 amp	115V/20 amp, or 230V/50 amp	115V/20 amp, or 230V/50 amp
GFCI Protected Sub-Panel	GFCI Protected Power Cord	GFCI Protected Power Cord	GFCI Protected Power Cord
Speakers (Optional)	4 - 1" square	N/A	N/A
Entertainment (Optional)	Wireless Audio System with Bluetooth® Technology, 22" HD Wireless Monitor	N/A	N/A
Water Features	1 - Acquarella® Waterfall	N/A	N/A



Our Promise To You.



A LEGACY OF TRUST

Caldera® Spas was founded more than 40 years ago and is one of the most trusted spa brands in the world. Caldera is manufactured by Watkins Wellness — the global leader that has built more than 1.5 million hot tubs.

OUR WORD

From precision craftsmanship to rigorous quality control and testing, each Caldera spa is scrutinized for form, function, fit, and finish before it is ready for you. We are committed to the highest level of quality and back each spa with our exceptional ComfortGuard® limited warranty — one of the best in the industry.

RECOGNITION

Caldera Spas are recognized for performance, quality, and customer satisfaction and have been selected as a TradeCertified™ manufacturer for 16 consecutive years. But don't take our word for it. We invite you to visit our website to check out our ratings and reviews and see for yourself what makes Caldera owners satisfied owners.



ALWAYS THERE

Backed by the full expertise and resources of Caldera Spas, our professional retailers are committed to ensuring your long-term satisfaction. From purchase to installation to service and more, count on your professional retailer to make your Caldera Spas experience easy and enjoyable.

A GLOBAL LEADER

Watkins Wellness is owned by Masco Corporation. A Fortune 500 company, Masco is a global leader whose family of trusted home products includes brands like Behr® Paint and Delta® Faucets.



WatkinsWellness®
Feel good. Live well.





A Warranty You Can Count On.

A Caldera® Spas hot tub delivers the peace of mind that only comes when you know that your investment is protected by the most complete warranty in the hot tub industry.

How do we do it? Simple. If you make the best hot tub with the most dependable, high-performance components, offering the best warranty is just the logical next step. From precision craftsmanship to rigorous quality control and testing, each Caldera spa is scrutinized for form, function, fit and finish.

UTOPIA® AND PARADISE® SERIES

- 10-Year No-Leak Shell Warranty
- 7-Year Shell Surface Warranty
- 5-Year EcoTech® Plus Cabinet Warranty
- 3-Year EcoTech® Cabinet Warranty
- 5-Year No-Leak Plumbing Warranty
- 5-Year Component Warranty
- 5-Year EnergyPro® Heater Warranty

VACANZA® SERIES

- 5-Year No-Leak Shell Warranty
- 2-Year Shell Surface Warranty
- 2-Year EcoTech® Cabinet Warranty
- 2-Year No-Leak Plumbing Warranty
- 2-Year Component Warranty

To read the full warranty specifications for each of our spa models, visit CalderaSpas.com/owners-corner/warranty



Mixed Sources
 Product group from well-managed forests, controlled sources and recycled wood or fiber
www.fsc.org Cert no. XXX-XXX-XXX
 © 1996 Forest Stewardship Council

We print our brochures on only Forest Stewardship Council (FSC) Paper. Printed in the USA on recycled paper that contains 10% post-consumer waste and is FSC certified. FSC ensures that the paper in our brochures contain fiber from well-managed and responsibly treated forests. Please pass this brochure on or recycle again.



CALDERASPAS.COM
 @CALDERASPAS | #CALDERASPAS



©2022 Watkins Wellness, 1280 Park Center Drive, Vista CA 92081. All rights reserved. Acquarella, AdaptaFlo, AdaptaSsage, Advent, Atlas, Avante, Aventine, Caldera, Caldera Diagnostic Resource, Cantabria, Celio, Come to Life, ComfortGuard, Connexion, CoolZone, EcoTech, EcstaSeat, EnergyPro, Euphoria, Euro-Pulse, FiberCor, Florence, Foot Ridge, FreshWater, Geneva, Hot Tub Circuit Therapy, Kauai, LumbarSsage, Makena, Marino, Martinique, Monarch, Mystique, Niagara, OrbiSsage, Palatino, Paradise, ProLift, Pure Comfort, Pure Performance, Pure Style, Q Chamber, Ravello, ReliaFlo, Reunion, Salina, Seychelles, Sole Soothers, SpaGlo, Tahitian, Tarino, UltraMassage, UltraMasseuse, Utopia, Vacanza, Vanto, VersaSsage, VirtualValet and 20-Minute Renewal are trademarks of Watkins Wellness. Delta is a trademark of Masco Corporation of Indiana. Behr is a trademark of Behr Process Corporation. Bluetooth word mark and logos are registered trademarks owned by Bluetooth SIG, Inc. and used under license. FROG is a registered trademark of King Technology, Inc. Specifications subject to change without notice. Models, features and electrical requirements may vary by country. U.S. Patents; #5,819,332; 5,924,850; 6,195,811; 6,381,766; 6,859,952; 7,160,446; 7,219,690; 7,490,370; 7,671,994; 7,698,754; 6,381,766B1; D543282; D600816; D616104; D616105; D616999; D641486; D641889; D643539; D649256; D657881 and other patents pending.



PN63531 Rev D